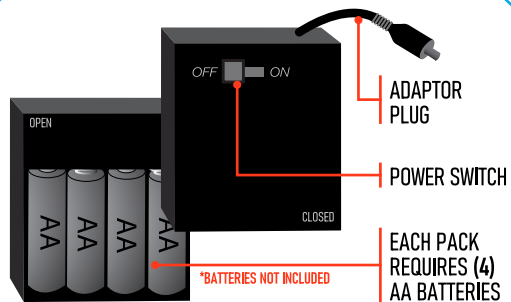
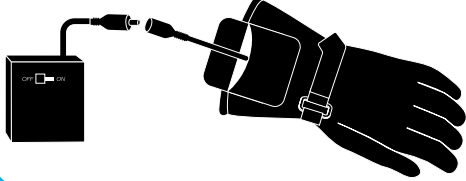


(4) AA POWER PACK DETAILS

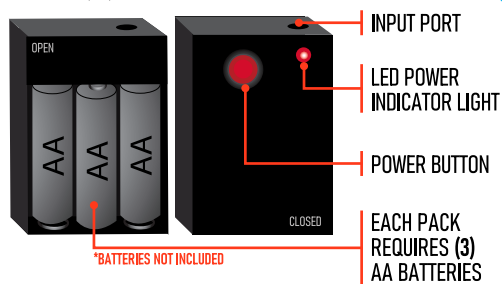


HOW TO POWER YOUR (4) AA BATTERY HEATED ACCESSORIES

1. Insert (4) AA batteries into each power pack & close.
2. Connect power pack's adaptor plug into the AA battery heated item's internal connection cord, located inside the heated item's pocket.
3. To turn heat ON or OFF use power switch on power pack.
4. Disconnect & remove power pack from the AA battery heated item when not in use.



(3) AA POWER PACK DETAILS



HOW TO POWER YOUR (3) AA BATTERY HEATED ACCESSORIES

1. Insert (3) AA batteries into each power pack & close.
2. Plug power pack into the AA battery heated item's internal connection cord, located inside the heated item's pocket.
3. Press RED power button on front of power pack to turn heat on & off. LED light on power pack will indicate power.
4. Disconnect & remove power packs from the battery heated item when not in use.



CARE INSTRUCTIONS

AA BATTERY POWERED HEATED SOCKS

1. Disconnect and remove power packs from socks when not in use and before cleaning.
2. Before washing secure all wires inside sock's pocket & snap button to close.
3. Place socks into the provided wash bag.
4. Wash separately from all other pieces of clothing.
5. Use mild liquid detergent only. Do not use powdered detergent. Do not use fabric softener. Do not use bleach.
6. Machine wash with cold water, on gentle cycle.
7. Lay flat or hang to dry. Do not put in dryer. Do not dry clean. Do not iron. Do not wring to dry.

AA BATTERY POWERED HEATED ACCESSORIES

1. Disconnect and remove power pack from the heated accessory when not in use and before cleaning.
2. Before cleaning, secure all wires inside pockets, fasten all zippers and close pockets.
3. Spot clean only. Do not scrub. Do not put in washing machine.
4. Use mild liquid detergent only. Do not use powdered detergent. Do not use fabric softener. Do not use bleach.
5. Lay flat or hang to dry. Do not put in dryer. Do not dry clean. Do not iron. Do not wring to dry.

WARNINGS

1. Read all instructions and warnings before use.
2. Use carefully. Product gets very hot. Do not use while sleeping or unconscious.
3. Unattended use of electric heated products on animals, children or incapacitated persons may be dangerous.
4. Due to the nature of battery heated products, they may cause burns or discomfort. Consult physician prior to use on sensitive skin or if you may have a medical condition affecting circulation or skin sensitivity.
5. Frequently check skin under heated areas to avoid burning. Understand your individual early warning signs or sensations of a burn and remove the heated garment before any burns occur. In the rare event of experiencing any sensation of overheating or discomfort while using any ActionHeat™ product, immediately remove the garment and unplug any wires and power packs.
6. Do not attempt to warm up the heated garment when not being worn. Heating elements should not be stacked on top of each other when the heated garment's power is on. When battery heated garment is turned on, make sure not to cover or put anything on top of the heated garment. Any of these actions may cause temperature of the heating elements to rise, resulting in burns or damage.
7. Do not attempt to disassemble or alter any part of this product or battery power pack.
8. Do not store batteries or power packs below -4°F (-20°C) or above 120°F (49°C).
9. Do not allow batteries or power packs to come into contact with water or other liquids. If water or other liquids enter the power pack's interior immediately unplug the power pack from the heated product. Continued use of a potentially damaged product may result in fire or an electrical shock.
10. Do not expose power packs, batteries or heated products to direct flame or place near a heat source as it may cause an explosion.
11. Failure to use recommended AA batteries may cause property damage, burns or electrical shock. (SEE "USAGE")
12. Recycle all batteries in accordance with local regulations.
13. Make sure to turn the heated garment off and disconnect from power pack when not being used.



USAGE


1. Be certain to use your ActionHeat™ AA battery heated product with the provided ActionHeat™ power pack. Failure to do so can cause the heated product or power pack to overheat causing damage.
2. For best performance use fresh Alkaline AA batteries. Use recommended battery brands such as Energizer® or Duracell®. Failure to do so can result in electrical shock, injury, damage to the product or to personal property.

STORAGE

When an ActionHeat™ product is not in use, turn power pack off & disconnect from the product. If power pack is not disconnected, even when the product & power pack is turned off, the product will continue to slowly drain power from the batteries in the power pack.

ACTIONHEAT™ WARRANTY

SCAN THIS QR CODE TO LEARN ABOUT OUR WARRANTY OR VISIT WWW.ACTIONHEAT.COM



INSTRUCTION MANUAL: AA BATTERY POWERED HEATED ACCESSORIES

! STOP !

BEFORE USING ANY ACTIONHEAT™ PRODUCT PLEASE READ & ADHERE TO ALL ENCLOSED INSTRUCTIONS, WARNINGS & CARE INFORMATION TO REDUCE RISK OF INJURY OR MISUSE.

WWW.ACTIONHEAT.COM