
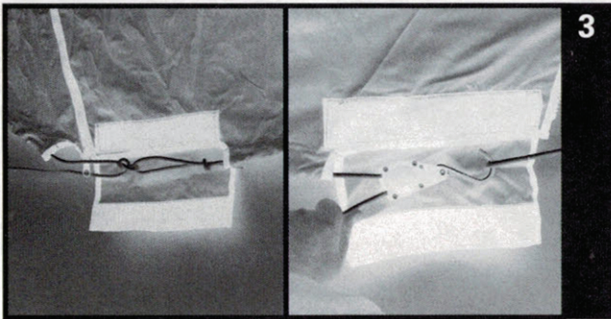


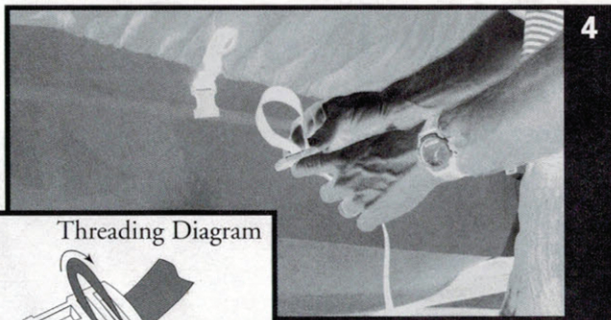
1 Begin by placing bow (front) end of cover (end with sewn in tag marked "front") loosely over the bow and unroll toward stern (back) of boat over T-Top, between antennas (if applicable).



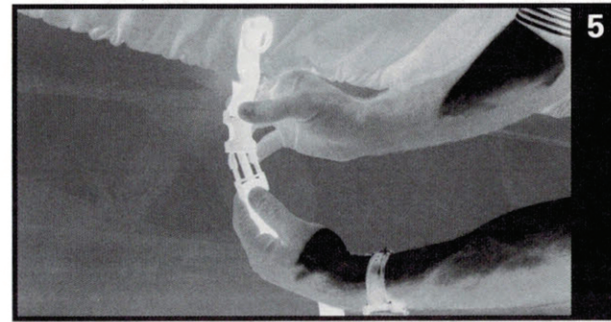
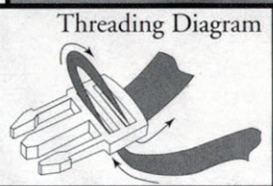
2 Working from side to side, spread cover down sides of boat. If applicable, locate antenna opening, undo hook and loop closure and slide antennas through opening. Adjust cover from bow to stern and from side to side so cover is centered. Fasten and close hook and loop opening over antennas (or outriggers).




3 From either side of the boat tie off one side of the sewn in draw rope (see photo) securely. Close hook and loop flap over knot. Proceed to other side of boat and connect Rope Ratchet to draw rope by tying loop at one end of draw rope and installing over hook on end of Rope Ratchet. Thread other end of draw rope through Rope Ratchet and pull to tighten securely. Rope Ratchet position should be adjusted so that hook and loop flap can close over Rope Ratchet. **Failure to close hook and loop flap over Rope Ratchet could cause damage to boat.**



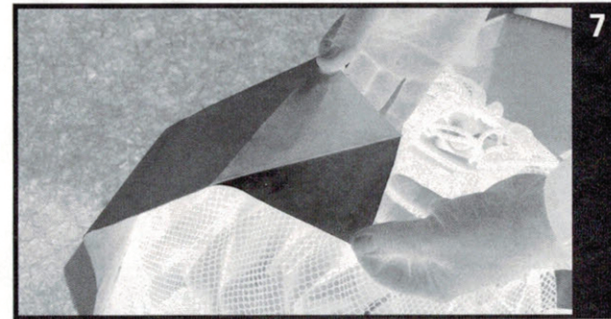
4 Attach the nylon straps to the quick-release buckles. Thread nylon strap through the quick-release buckle (see threading diagram). If the strap is threaded correctly through the buckle, the strap will lock in place when tension is applied.




5 After threading the straps through the quick-release buckles, reconnect the buckles to both sides of the boat cover.



6 Tighten down the cover by pulling down on the ends of the straps. Tighten both sides of the cover evenly. **DO NOT OVERTIGHTEN**



7 A self adhesive, reinforcement kit is provided. Cut reinforcement patch to size desired, peel backing from patch material (see photo) and place onto underside of cover. Reinforcement material should be placed in areas where sharp edges could possibly cut or wear cover, such as the corners of T-Top, windshields, trolling motors, etc.



8 Upon completion of installation close both zippers located on each side of the cover. Zippers are provided for easy access to the boat while covered.