

ROBOSAUR

Item # 17003

Jupiter Creations

WARNING:
CHOKING HAZARD-Small parts.
Not for children under 3 years.

Safety warning:

● Parents: To ensure safety please review this manual with your child before play.

- Keep the instructions for future reference.
- Use this product strictly in accordance with the instructions.
- In an electrostatic environment, the product may malfunction. The user has to reset the product.

Package content



Robosaur



Remote control



4 Meal tokens



Instruction manual

Product introduction

Product number: 17003

Product name: Robosaur

Product specifications: 10.8"x 3.7"x 4.25"

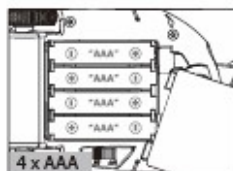
Working time: more than 40 minutes

Control distance: 30 meters or more

Weight: 1.09 lbs

Frequency: 2.4G

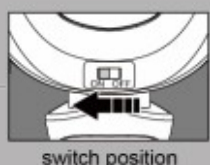
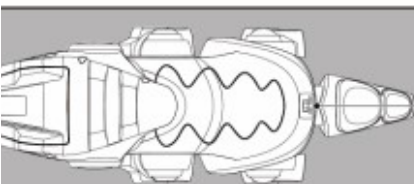
Color: white



Robosaur working battery: 4 x AAA



Remote control working battery: 2 x AAA



switch position

Turn on the Robosaur switch.
Turn on the switch on the remote.
They will sync together to start up.

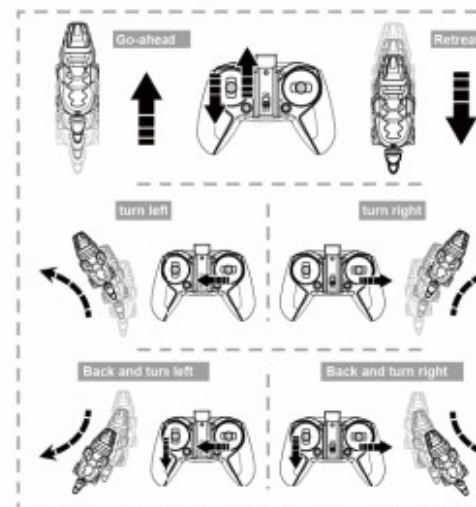
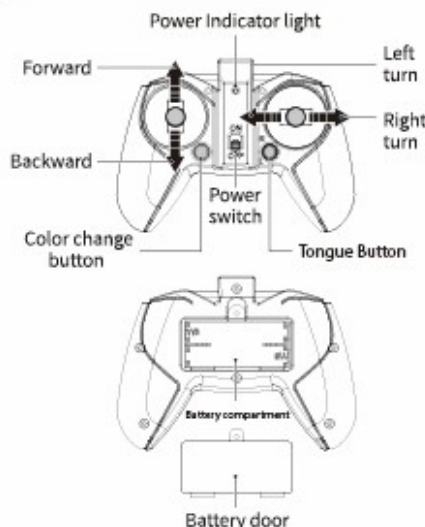
Maintenance:

- If you don't use this product for a long time, remove the battery.
- Clean the product with soft cloth.
- Avoid exposing product to the sun.
- Do not immerse product in water as it may damage the electronic components

VERY SAFETY INFORMATION

- Adults should install and replace batteries.
- Turn toy off before opening battery compartment.
- Insert batteries correctly. Match positive+ and negative- signs.
- Rechargeable batteries are recommended for best performance.
- Non-rechargeable batteries are not recommended.
- If rechargeable batteries are used, they are only to be charged under adult supervision.
- Rechargeable batteries are to be removed from the product before they are charged.
- Do not recharge non-rechargeable batteries.
- Use batteries specified.
- Use batteries of the same or equivalent type that are recommended for use.
- Do not mix different types of batteries: alkaline, standard(carbon-zinc), or rechargeable(nickel-cadmium).
- Do not mix old and new batteries.
- Do not use dead or exhausted batteries.
- Do not use the batteries during long periods of non-use.
- Do not remove exhausted batteries from the toy.
- Battery leakage and corrosion can damage this product.
- Handle batteries safely. Recycle where available.
- Do not dispose of batteries in a fire or attempt to open the outer casing.
- Do not short-circuit the battery terminals.
- Do not immerse battery-operated toys in water. Wipe clean only.

Remote control introduction



Function introduction



1. This product is a 2.4G Remote control dragon with color changing lights and sounds.
2. Turn on the switch under Robosaur. The lights will start flashing red. Turn on the switch on the remote. Once the remotes syncs, Robosaur will light up green and its tail will swing. When not in use, Robosaur will change colors and wag its tail.
3. Everytime you press the color change button, Robosaur will light up a different color and wag his tail. (12 different color variations)
4. Press left lever to move Robosaur forward or backwards. Press the right lever to move Robosaur left and right.
5. Place the food tokens at a proper distance from Robosaur. Press the tongue button on the remote control. Robosaur will open its mouth and his magnetic tongue will extend to pick up the metal food token. Robosaur will also make one of 5 different sounds.
6. When the batteries in Robosaur are running low, the lights will flash and its tongue will not activate. When this happens, replace the batteries.
7. When the batteries in the remote are running low, the light on the remote will flash. When this happens, replace the batteries.
8. Robosaur will automatically turn off if you stop using it for 5 minutes.



Troubleshooting

| Problem | Reason | Correction |
|-------------------------------------------------|-----------------------------------------------------------------------------------------------------------------------------------------------------------------------------|----------------------------------------------------------------------------------------------------------------------------------------------------------------------------------------------------------------------|
| Robosaur lost function or it is walking slowly. | - The battery is not connected well. - Battery is running low. - The power switch is not in the "ON" position. - The remote control and Robodragon are not synced. | - Check battery connection - Replace batteries with new ones. - Push the power switch to the "ON" position - Turn both the remote and Robosaur off, then back on. - Sync the remote with Robosaur again. |

Manufactured by: Jupiter Creations, Inc.
New York, NY 10018. Made in China
©2019 Jupiter Creations, Inc. New York, NY 10018
All rights reserved.
For customer support, visit: www.jupitercreations.com