

*agra*link™


Tractor 3-Point Hitch Parts

Linkage Parts and Farm Accessories

Product Guide



Lynch Pins | Hitch Pins | Clevises
Drawbars | Roller Chain | Cow Bells
Trailer Jacks | Gate and Fence Accessories
Hubs/Sprockets/Pulleys

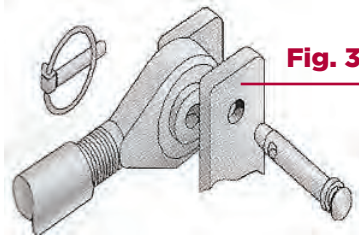


The Three Point Hitch

Top Link Connection

One end of the top link is fastened to the tractor at a bracket located behind the tractor seat. The other end of the top link is connected to the top bracket of the implement 'A' frame. Both connections are secured with a top link pin (similar to a clevis pin).

Top link pins are always unthreaded and are held in place by either a linch pin, or in some cases, a large hairpin clip. (see fig. 3) Top link and top pins vary in length, but their respective ball socket holes and pin diameters are standardized by horsepower category. (see fig. 2)

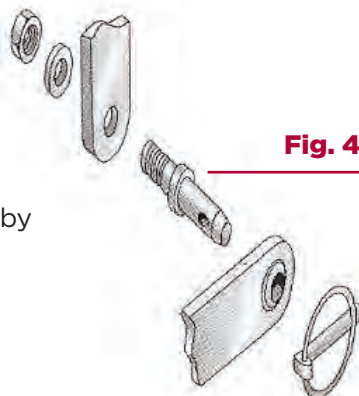


Lift Arm Connections

One end of each lift arm is secured to the tractor axle housing by a special OEM (original equipment manufacturer) mounting pin. The other end of the lift arm is connected to a lift arm pin, that has been fastened to the lower bracket of the implement's 'A' frame. Category 0, 1 and lighter category 2 implements use threaded lift arm pins that are bolted to the implement bracket. (see fig. 4) Heavier category 2 and most category 3 implements use special clevis pins, that are mounted through two brackets on the implement, thereby supporting both ends of the pin, similar to the top link connection. (see fig.3)

Most lift arm pins (other than clevis pin types) are threaded on the end that bolts to the implement bracket. The unthreaded end with the cross hole accommodates the ball socket of the lift arm. The lift arm is secured on the pin with a linch pin or large hairpin clip. (see fig. 4)

Lift arms and lift arm pins vary in length, but their respective ball socket holes and pin diameters are standardized by horsepower category. (see fig. 2)

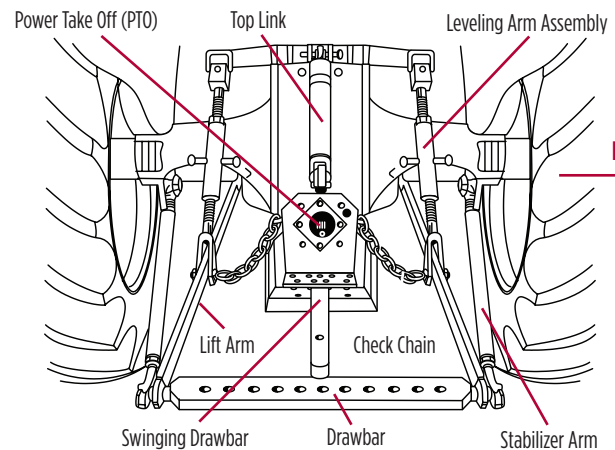


Background

Most tractors are equipped with a three point hitch for attaching implements to the tractor. It lets the operator raise implements when transporting them and provides height and tilt adjustments during use.

The three point hitch gets its name from the tractor's three hook up points: two lower lift arms and one top link. (see fig. 1) Special pins are used to fasten the implement at these three points. They are called top link pins at the top link connection and lift arm pins at the lift arm connections.

The diameters of the connection pins and corresponding ball sockets of the tractor's hitch points have been standardized by the American Society of Agricultural Engineers (ASAE) by horsepower category. (see fig. 2)



| Category | Maximum Drawbar Horsepower | Top Link Pin Diameter | Lift Arm Pin Diameter | Lift Arm Spacing |
|----------|----------------------------|-----------------------|-----------------------|------------------|
| 0 | up to 20 | 5/8" | 5/8" | 20" |
| 1 | up to 45 | 3/4" | 7/8" | 26" |
| 2 | 40 to 100 | 1" | 1-1/8" | 26" or 32" |
| 3 | 80 to 225 | 1-1/4" | 1-7/16" | 38" |

Hitching Up Different Categories

Sometimes a tractor must be hitched to a different category implement. For example, a new category 2 tractor may be used to mow with an older category 1 rotary cutter. A category 1 top link pin should be used with a category 1 to 2 bushing to fit the tractor's category 2 top link ball socket. AgraLink™ offers special lift arm pins with different diameter on each end. In this case, the category 1 pin could be replaced with a special lift arm pin, that has a 7/8" diameter threaded end to fit the category 1, 7/8" hole in the implement bracket and a category 2, 1-1/8" diameter unthreaded end to fit the tractor's category 2 lift arm ball socket. AgraLink makes special pins and bushings in many varieties.

Table Of Contents

Packaging Key



Type 'B'
Bagged Packaging



Type 'C'
Clamshell Packaging

Metric Conversion Chart

Centimeter = .393 inch
 Kilogram = 2.204 pounds
 Liter = 1.056 quarts
 (liquid)

Hitch Pins

- Red Head Forged Hitch Pins 3
- Cold Forged Hitch Pins..... 3
- Premium Hitch Pins 3
- Economy (Clevis) Hitch Pins..... 3
- Drop Forged Hitch Pins 4
- Bent Forged Hitch Pins..... 4
- Handle-Lok Hitch Pins..... 4
- Handle-Lok Hitch Pins - Small..... 4

Clevises

- Farm Straight Clevises 5
- Farm Twisted Clevises..... 5
- Farm Screw Pin Clevises 5
- Farm Utility Clevises 5
- General Purpose Clevis..... 6
- Farm Double Clevises..... 6
- T-Handle Clevis Pins..... 6

Drawbars

- Tractor Drawbar Hook..... 6
- One-Piece Drawbars 7
- Swinging Drawbar 7

Stabilizers

- Stabilizer Arms & Kits..... 7
- Stay Straps 7
- Stabilizer Pins 7

Ratchet Jack & Hydraulic Cylinder Pins

- Ratchet Jack & Hydraulic Cylinder Pins 8

Top Links

- Forged Top Links..... 8
- Superlinks/O.E.M. Links 8
- Forged Top Link Replacement Ends 9

Lift Arms

- Lift Arm..... 9
- Lift Arm Leveling Assembly..... 9

Replacement Balls & Sockets

- Forged Weld-On Ball Sockets..... 9
- Replacement Balls 10

Pins

- Lift Arm Pins 10
- Top Link Pins..... 10
- Universal (Adjustable) Clevis Pins 11
- Linch Pins..... 11

Bushings

- Top Link & Lift Arm Bushings..... 12

Clips

- Hair Pin Clips..... 12
- Twist Clips..... 12

PTO Items

- PTO Adapters 13
- PTO Shafts 13
- PTO Accessories..... 13

Quick Hitch Items

- Quick Hitches..... 14
- Quick Hitch Adapter Bushings..... 14

Wheelspinners

- Wheelspinners..... 14

Stroke Controls

- Stroke Controls 14

Chain Items

- Roller Chain..... 15
- Connecting/Offset Links 15
- Roller Chain Breakers 15
- Roller Chain Puller 15

Tractor Replacement Parts

- Rain Caps 16

Miscellaneous

- Set Collars..... 16
- Post Drivers..... 16

Red Head Forged Hitch Pins



| Part No. | Dia. (in.) | Usable Length (in.) | Wgt. Ea. (lbs.) |
|----------|------------|---------------------|-----------------|
| 71500 | 1/2 | 3-5/8 | 0.6 |
| 71501 | 5/8 | 4 | 0.8 |
| 71502 | 5/8 | 5-1/2 | 1.2 |
| 71503 | 3/4 | 4 | 1.1 |
| 71504 | 3/4 | 6-1/2 | 1.6 |
| 71506 | 7/8 | 6-1/2 | 1.9 |
| 71508 | 1 | 7-1/2 | 2.7 |
| 71510 | 1-1/8 | 8-1/2 | 3.8 |
| 71512 | 1-1/4 | 8-1/2 | 4.7 |
| 71514 | 1-1/2 | 8-1/2 | 5.5 |
| 71515 | 1-3/4 | 8-1/2 | 7.0 |
| 71516 | 2 | 8-1/2 | 8.5 |
| 71517 | 1-1/4 | 12 | 8.5 |
| 71518 | 1-1/2 | 13 | 9.0 |

- Our best hitch pin
- Our best selling pin
- Made of tensile steel
- **DOUBLE HEAT TREATED**
- One-piece forged pin
- Red vinyl coated handle
- Black powder coated pin finish
- Includes zinc plated clip
- 1-3/4" & 2" - Grade 8 alloy steel

Cold Forged & Machined Hitch Pins



| Cold Forged Part No. W/Clip | Dia. (in.) | Usable Length (in.) | Wgt. Ea. (lbs.) |
|-----------------------------|------------|---------------------|-----------------|
| 75180 | 3/8 | 3-1/2 | 0.3 |
| 75190 | 1/2 | 4-1/4 | 0.4 |
| 75200 | 5/8 | 4-1/4 | 0.6 |
| 74880 | 5/8 | 6-1/4 | 0.8 |
| 75210 | 3/4 | 4-1/4 | 0.9 |
| 74890 | 3/4 | 6-1/4 | 1.1 |
| - | 7/8 | 4-1/4 | 1.2 |
| 77880 | 7/8 | 6-1/4 | 1.5 |
| - | 1 | 4-1/4 | 1.5 |
| 77890 | 1 | 6-1/4 | 1.9 |
| 77900 | 1-1/8 | 6-1/4 | 2.4 |
| 78000 | 1-1/4 | 6-1/4 | 2.9 |
| - | 1-1/4 | 7-1/2 | 2.9 |

- High carbon steel
- Spring wire handle
- Includes clip or linch pin and chain
- Zinc plated

Premium Hitch Pins



| Part No. | Dia. (in.) | Usable Length (in.) | Wgt. Ea. (lbs.) |
|----------|------------|---------------------|-----------------|
| 71600 | 1/2 | 4 | 0.4 |
| 71601 | 5/8 | 4 | 0.6 |
| 71602 | 5/8 | 6 | 0.8 |
| 71603 | 3/4 | 4-1/4 | 0.9 |
| 71604 | 3/4 | 6-1/4 | 1.1 |
| 71605 | 7/8 | 4-1/4 | 1.2 |
| 71606 | 7/8 | 6-1/2 | 1.6 |
| 71607 | 1 | 6-3/4 | 2.0 |
| 71608 | 1-1/8 | 7 | 2.6 |
| 71609 | 1-1/4 | 7 | 3.1 |

- One-piece forged pin
- High carbon steel
- Heat treated to grade 5
- Spring wire swivel handle
- Clip included
- Zinc plated
- For the toughest applications
- Meets or exceeds OEM specs

Economy (Clevis) Hitch Pins



| Part No. | Dia. (in.) | Usable Length (in.) | Wgt. Ea. (lbs.) |
|----------|------------|---------------------|-----------------|
| 77101 | 5/8 | 5-1/2 | 0.6 |
| 77102 | 3/4 | 5-1/2 | 0.8 |
| 77103 | 7/8 | 5-1/2 | 1.1 |
| 77104 | 1 | 5-3/4 | 1.5 |
| 77105 | 1-1/8 | 5-3/4 | 1.9 |

- Our lowest priced pin
- Medium carbon steel pin
- Zinc plated
- 3/4" and 1" can be used as top link pins with extra large head for worn holes

Drop Forged Hitch Pins



| Part No. | Dia. (in.) | Usable Length (in.) | Wgt. Ea. (lbs.) |
|----------|------------|---------------------|-----------------|
| 71415 | 7/16 | 3-1/2 | 0.3 |
| 71420 | 1/2 | 3-1/2 | 0.4 |
| 71425 | 5/8 | 3-3/4 | 0.6 |
| 71430 | 3/4 | 4 | 0.9 |
| 71435 | 7/8 | 4-1/4 | 1.2 |
| 71440 | 1 | 4-3/4 | 1.6 |
| 71445 | 5/8 | 6 | 0.8 |
| 71450 | 3/4 | 6-1/4 | 1.1 |
| 71455 | 7/8 | 6-1/2 | 1.5 |
| 71460 | 1 | 6-3/4 | 2.1 |
| 71465 | 1-1/8 | 7 | 2.7 |
| 71470 | 1-1/4 | 7 | 3.4 |

- Drop forged pin
- High tensile steel
- Heat treated
- Pin painted bright red
- Zinc plated, spring wire handle
- Includes zinc plated clip

Bent Hitch Pins



| Part No. | Dia. (in.) | Usable Length (in.) | Wgt. Ea. (lbs.) |
|----------|------------|---------------------|-----------------|
| 71410 | 1/2 | 3 | 0.3 |
| 71411 | 5/8 | 3 | 0.5 |
| 71412 | 3/4 | 3-1/2 | 0.8 |

- Fits lawn tractors and snow plows
- High carbon steel pin
- Zinc plated
- Includes zinc plated clip

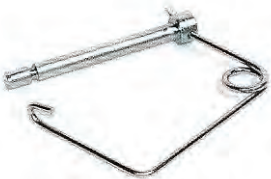
Handle-Lok Hitch Pins



| Part No. | Dia. (in.) | Usable Length (in.) | Wgt. Ea. (lbs.) |
|----------|------------|---------------------|-----------------|
| 75195 | 1/2 | 4-1/4 | 0.5 |
| 75205 | 5/8 | 4-1/4 | 0.7 |
| 75215 | 3/4 | 4-1/4 | 1.0 |
| 74895 | 3/4 | 6-1/4 | 1.2 |
| 77885 | 7/8 | 6-1/4 | 1.5 |
| 77895 | 1 | 6-1/4 | 1.9 |

- Spring steel wire holds pin in place
- High carbon steel pin
- Zinc plated

Handle-Lok Hitch Pins - Small



| Part No. | Dia. (in.) | Usable Length (in.) | Wgt. Ea. (lbs.) |
|------------------|------------|---------------------|-----------------|
| 75142 | 1/4 | 1-3/4 | 0.6 |
| 75143 | 1/4 | 2-1/8 | 0.6 |
| 75162 | 5/16 | 2-1/4 | 1.0 |
| 75163 | 5/16 | 2-1/2 | 1.2 |
| 75182 | 3/8 | 1-1/2 | 1.5 |
| 75183 | 3/8 | 2-3/8 | 1.9 |
| 75124 Large size | 1/2 | 3-1/2 | 0.5 |

- Spring steel wire holds pin in place
- Grooved pin to secure wire
- High carbon steel pin
- Zinc plated

Farm Straight Clevises



| Part No. | Pin Dia. (in.) | Body Size (in.) | Opening (in.) | Max WLL* (lbs.) | Wgt. Ea. (lbs.) |
|----------|----------------|-----------------|---------------|-----------------|-----------------|
| 78158 | 1/2 | 5/8 x 3-1/4 | 7/8 | 6,000 | 1.4 |
| 78134 | 5/8 | 3/4 x 3-3/4 | 1-5/16 | 12,000 | 2.3 |
| 78178 | 3/4 | 7/8 x 3-1/4 | 1-5/16 | 16,000 | 3.0 |
| 78187 | 3/4 | 7/8 x 4-1/4 | 1-5/16 | 16,000 | 3.6 |
| 78190 | 7/8 | 15/16 x 4-5/8 | 1-7/16 | 20,000 | 4.2 |
| 78195 | 1 | 5/8 x 3-1/4 | 2-1/8 | 25,000 | 6.0 |

- Black powder coated finish
- Zinc plated pin and clip
- Forged for better consistency in strength, quality and conformity

Farm Twisted Clevises



| Part No. | Pin Dia. (in.) | Body Size (in.) | Opening (in.) | Max WLL* (lbs.) | Wgt. Ea. (lbs.) |
|----------|----------------|-----------------|---------------|-----------------|-----------------|
| 78258 | 1/2 | 5/8 x 3 | 7/8 | 6,000 | 1.4 |
| 78234 | 5/8 | 3/4 x 3-1/2 | 1-5/16 | 12,000 | 2.3 |
| 78278 | 3/4 | 7/8 x 3 | 1-5/16 | 16,000 | 3.0 |
| 78287 | 3/4 | 7/8 x 3-7/8 | 1-5/16 | 16,000 | 3.6 |
| 78290 | 7/8 | 15/16 x 4-1/4 | 1-7/16 | 20,000 | 4.2 |
| 78295 | 1 | 1 x 5 | 2-1/8 | 25,000 | 6.0 |

- Black powder coated finish
- Zinc plated pin and clip
- Forged for better consistency in strength, quality and conformity

Farm Screw Pin Clevises



| Part No. | Body Size (in.) | Max WLL* (lbs.) | Wgt. Ea. (lbs.) | Pkg. No. | Pkg. Type | Pcs/ Pkg. | Pkg. Wgt. (lbs.) |
|----------|-----------------|-----------------|-----------------|----------|-----------|-----------|------------------|
| 78646 | 1/4 x 1-1/8 | 1,000 | 0.12 | 98646 | C | 2 | 0.2 |
| 78647 | 5/16 x 1-1/4 | 2,000 | 0.2 | 98647 | C | 2 | 0.4 |
| 78648 | 3/8 x 1-7/16 | 3,000 | 0.3 | 98648 | C | 1 | 0.4 |
| 78649 | 7/16 x 1-11/16 | 4,000 | 0.5 | 98649 | C | 1 | 0.8 |
| 78650 | 1/2 x 15/16 | 6,500 | 0.75 | 98650 | C | 1 | 0.9 |
| 78651 | 5/8 x 2-1/2 | 9,000 | 1.3 | 98651 | C | 1 | 1.4 |
| 78652 | 3/4 x 3 | 13,000 | 2.2 | 98652 | C | 1 | 2.4 |
| 78653 | 7/8 x 3-1/4 | 15,000 | 3.5 | | | | |
| 78654 | 1 x 3-3/4 | 17,000 | 5.0 | | | | |

Package Type "B" Bagged • Package Type "C" Clamshell

- Black powder coated finish
- Zinc plated pin and clip
- Forged for better consistency in strength, quality and conformity

Farm Utility Clevises



| Part No. | Body Size (in.) | Max WLL* (lbs.) | Opening (in.) | Wgt. Ea. (lbs.) | Pkg. No. | Pkg. Type | Pcs/ Pkg. | Pkg. Wgt. (lbs.) |
|----------|-----------------|-----------------|---------------|-----------------|----------|-----------|-----------|------------------|
| 78546 | 1/4 x 7/8 | 1,000 | 15/32 | 0.1 | 98546 | C | 2 | 0.2 |
| 78547 | 5/16 x 1 | 1,500 | 17/32 | 0.2 | 98547 | C | 2 | 0.4 |
| 78548 | 3/8 x 1-1/4 | 2,000 | 21/32 | 0.3 | 98548 | C | 1 | 0.6 |
| 78549 | 7/16 x 1-1/2 | 3,000 | 23/32 | 0.4 | 98549 | C | 1 | 0.7 |
| 78550 | 1/2 x 1-11/16 | 6,000 | 13/16 | 0.6 | 98550 | C | 1 | 0.7 |
| 78551 | 5/8 x 2 | 9,000 | 1-1/16 | 1.2 | 98551 | C | 1 | 1.3 |

Package Type "B" Bagged • Package Type "C" Clamshell

- Black powder coated finish
- Zinc plated pin and clip
- Forged for better consistency in strength, quality and conformity

General Purpose Clevis



| Part No. | Body Size (in.) | Opening (in.) | Max WLL* (lbs.) | Wgt. Ea. (lbs.) |
|----------|-----------------|---------------|-----------------|-----------------|
| 78465 | 3/4 x 6-3/16 | 2-1/2 | 10,000 | 3.3 |

- Black powder coated finish
- Zinc plated pin and clip
- Forged for better consistency in strength, quality and conformity

Farm Double Clevises



| Part No. | Chain Size (in.) | Max WLL* (lbs.) | Wgt. Ea. (lbs.) | Pkg. No. | Pkg. Type | Pcs/ Pkg. | Pkg. Wgt. (lbs.) |
|----------|------------------|-----------------|-----------------|----------|-----------|-----------|------------------|
| 78605 | 1/4 or 5/16 | 4,700 | 0.4 | 98605 | C | 1 | 0.4 |
| 78606 | 3/8 | 6,600 | 0.5 | 98606 | C | 1 | 0.6 |
| 78608 | 7/16 or 1/2 | 11,300 | 1.0 | 98608 | C | 1 | 1.0 |

Package Type "B" Bagged • Package Type "C" Clamshell

- One-piece forged steel
- HEAT TREATED
- Use with high test chain
- Black powder coated finish

T-Handle Clevis Pins



| Part No. | Pin Dia. (in.) | Usable Length (in.) | Wgt. Ea. (lbs.) |
|----------|----------------|---------------------|-----------------|
| 78812 | 1/2 | 2-1/2 | 0.4 |
| 78813 | 5/8 | 3-1/8 | 0.5 |
| 78814 | 3/4 | 3-1/4 | 0.7 |
| 78815 | 7/8 | 3-3/4 | 1.2 |
| 78816 | 1 | 4-1/4 | 1.5 |

- High carbon steel
- Drop forged
- HEAT TREATED
- Zinc plated
- * Includes clip

Tractor Drawbar Hook



Fits all tractor drawbars with 3/4" holes, up to and including 1-1/4" thick. Use with chain sizes 5/16" to 1/2", including high-test chain. Working Load Limit - 9,000 lbs.

- Part No. 78834
- Hot forged, high carbon steel
- HEAT TREATED
- Includes 3/4" pin
- Hook - black powder coated
- Replacement pin and clip - Part No. 78835



78835

One-Piece Drawbars



| Part No. | CAT | Lift Arm Spacing | | No. Of Holes | Hole Dia. (in.) | Pin Dia. (in.) | Thickness (in.) | Width (in.) | Wgt. Ea. (lbs.) |
|----------|-----|------------------|-------|--------------|-----------------|----------------|-----------------|-------------|-----------------|
| | | (in.) | (in.) | | | | | | |
| 70418 | 0 | 20 | 7 | 7 | 5/8 | 5/8 | 5/8 | 2 | 6.8 |
| 70419 | 1 | 20 | 7 | 7 | 3/4 | 7/8 | 1 | 2-1/2 | 13.5 |
| 70411 | 1 | 26 | 11 | 11 | 3/4 | 7/8 | 1 | 2-1/2 | 16.5 |
| 70421 | 2 | 26 | 11 | 11 | 3/4 | 1-1/8 | 1-1/4 | 3 | 27.0 |
| 70432 | 2 | 32 | 13 | 13 | 3/4 | 1-1/8 | 1-1/4 | 3 | 33.0 |
| 70441 | 3 | 38 | 5 | 5 | 1-1/2 | 1-1/2 | 1-3/4 | 3-1/2 | 61.0 |

- One-piece 3-point hitch cross drawbars
- Black powder coated finish

Swinging Drawbar



Fits: Ford 2N, 8N, 9N, NAA; 630, 631, 640, 641, 650, 651, 660, 661; Ferguson T020, TP030; Massey-Ferguson 35 and 50

- Part No. 70412
- 30" (762mm) overall length
- 3/4" (19mm) first hitch pin hole
- 5/8" (16mm) second pin hole
- Weight: 15.9 lbs.
- Black powder coated finish

Stabilizer Arms & Kits

70176



70159

70175

70160

| Part No. | CAT | Type | Size (in.) | Holes (in.) | Centers (in.) | Wgt. Ea. (lbs.) |
|----------|-----|------------|-------------|-------------|-----------------|-----------------|
| 70176 | 1 | Flat Bar | 3/8 x 1-3/4 | 7/8 | 31-9/16 | 6.0 |
| 70177 | 1 | Flat Bar | 3/8 x 1-3/4 | 7/8 | 33-1/8 | 6.4 |
| 70178 | 1 | Flat Bar | 3/8 x 1-3/4 | 7/8 | 31-1/8 & 33-3/4 | 7.0 |
| 70159 | 1 | Adjustable | 7/8 Thread | 7/8 | 27-1/2 & 35 | 6.5 |
| 70160 | 1 | Bracket | Fits Kits | RH/LH | 5/8 | 3.7 |
| 70175 | - | Chain | - | - | - | 5.0 |

Kit No. 70611
Fits: All Ferguson, MF 35 and 50, Ford 2N, 8N, 9N, 600 and 800

Kit No. 70612
Fits: MF 35, 50, 135, 150, 1962 and later low clearance

| Kit No. | CAT | Type | Contains | Wgt. Ea. (lbs.) |
|---------|-----|----------|---|-----------------|
| 70611 | 1 | Flat Bar | 2 x 70176, 2 x 73169, 2 x 72650, 2 x 70160 | 20.3 |
| 70612 | 1 | Flat Bar | 2 x 70177, 2 x 703169, 2 x 72650, 2 x 70160 | 20.8 |

- 70175 Universal stabilizer chain for most CAT 1 applications

Stay Straps



| Part No. | Description | Application |
|----------|------------------|--|
| 70173 | Lower Stay Strap | Cat 1 fits all Ferguson models. Ford 2N, 8N, 9N, NAA, 600, 700, 800, 900 Oliver550, and allOliver 3-point conversions, Massey-Ferguson 35 and 50 |
| 70174 | Upper Stay Strap | Cat 1 fits all Ferguson models. Ford 2N, 8N, 9N, NAA, 600, 700, 800, 900 Oliver550, and allOliver 3-point conversions, Massey-Ferguson 35 and 50 |

- Black powder coated finish

Stabilizer Pins



| Part No. | Pin Dia. (in.) | Thread | | | Replaces | Wgt. Ea. (lbs.) | Pkg. | | | |
|----------|----------------|------------|--------------|---------------|-------------------------|-----------------|-------|------|------------------|-----|
| | | Dia. (in.) | Usable (in.) | Overall (in.) | | | No. | Type | Pcs/ Pkg. (lbs.) | |
| 73169 | 7/8 | 5/8 | 3/8 | 2-5/8 | Ford 230044 MF 181777M1 | 0.3 | 82260 | B | 2 | 0.7 |
| | | | | | | | 92260 | C | 2 | 0.8 |
| 70169 | 7/8 | 5/8 | 1/2 | 2-7/8 | Same, but longer usable | 0.3 | 82261 | B | 2 | 0.7 |
| | | | | | | | 92261 | C | 2 | 0.8 |
| 73107 | 7/8 | 5/8 | 7/8 | 3-1/8 | Ford 141185 | 0.4 | | | | |

- Zinc plated

Package Type "B" Bagged • Package Type "C" Clamshell

Ratchet Jack & Hydraulic Cylinder Pins



| Part No. | Body Size (in.) | Opening (in.) | Max WLL* (lbs.) | Wgt. Ea. (lbs.) |
|----------|-----------------|---------------|-----------------|-----------------|
| 71542 | 3/4 x 6-3/16 | 2-1/2 | 10,000 | 3.3 |

| Part No. | Description | Pin Dia. (in.) | Usable Length (in.) | Overall Length (in.) | Wgt. Each (lbs.) | Pkg. No. | Pkg. Type | Pcs/Pkg. | Pkg. Wgt. (lbs.) |
|----------|-------------|----------------|---------------------|----------------------|------------------|----------|-----------|----------|------------------|
| 71544 | w/2 Clips | 1 | 2-3/4 | 3-1/2 | 0.7 | 91544 | C | 2 | 1.5 |
| 71545 | w/2 Clips | 1 | 3-1/4 | 3-7/8 | 0.8 | 91545 | C | 2 | 1.7 |
| 71546 | w/2 Clips | 1 | 3-3/8 | 4 | .14 | - | - | - | - |
| 70017 | Clip Only | - | - | - | .002 | 90017 | C | 4 | .01 |

- Includes 2 pins & handle
- Black powder coated finish

Package Type "B" Bagged • Package Type "C" Clamshell

Forged Top Links



| Part No. | CAT | Type* | Pin Holes Dia. (in.) | Thread Dia. (in.) | Body Length (in.) | Hole Center Adjustment (in.) | Wgt. Ea. (lbs.) |
|----------|-----|-------|----------------------|-------------------|-------------------|------------------------------|-----------------|
| 70330 | 1 | Std. | 1/2 | 1 | 11-1/4 | 16 to 23 | 6.7 |
| 70331 | 1 | Std. | 3/4 | 1-1/8 | 16 | 20-1/2 to 29 | 8.4 |
| 70332 | 1 | Std. | 3/4 | 1-1/8 | 16 | 20-1/2 to 29 | 7.6 |
| 70335 | 1 | Std. | 3/4 | 1-1/8 | 20 | 24-1/2 to 32 | 9.1 |
| 70338 | 1&2 | Std. | 3/4 & 1 | 1-1/8 | 16 | 20-3/4 to 31 | 9.4 |
| 70339 | 1&2 | Std. | 3/4 & 1 | 1-1/8 | 20 | 24-3/4 to 35 | 10.1 |
| 70480 | 1 | Std. | 3/4 | 1-1/8 | 13 | 17-1/2 to 26-1/2 | 7.7 |
| 70486 | 2 | Std. | 1 | 1-1/8 | 13 | 18 to 27-3/4 | 9.1 |
| 70336 | 2 | Std. | 1 | 1-1/8 | 16 | 21 to 33 | 10.4 |
| 70340 | 2 | Std. | 1 | 1-1/8 | 16 | 21 to 33 | 9.8 |
| 70337 | 2 | Std. | 1 | 1-1/8 | 20 | 25 to 36-1/2 | 11.1 |
| 73470 | 0 | Std. | 5/8 | 3/4 | 7-1/2 | 10-3/4 to 16-3/8 | 2.9 |
| 73473 | 2 | H.D. | 1 | 1-1/4 | 15 | 20-1/2 to 31-1/2 | 14.9 |
| 73474 | 2 | H.D. | 1 | 1-1/4 | 19 | 24-1/2 to 35-1/2 | 15.9 |
| 73477 | 3 | H.D. | 1-1/4 | 1-3/8 | 19 | 25-1/2 to 36-1/2 | 23.0 |
| 70333 | 1&2 | Std. | - | - | - | Adjusting Rod | 0.5 |
| 70348 | 1&2 | Std. | - | 1-1/8 | - | Locking Collar | 0.2 |

- Zinc plated ends

Superlinks/O.E.M. Links



| Part No. | CAT | Pin Holes Dia. (in.) | Thread Dia. (in.) | Body Length (in.) | Hole Center Adjustment (in.) | Wgt. Ea. (lbs.) |
|----------|-----|----------------------|-------------------|-------------------|------------------------------|-----------------|
| 73475 | 2 | 1 | 1-1/4 | 11-1/4 | 20-9/16 to 30-3/4 | 6.7 |
| 73476 | 3 | 1-1/4 | 1-3/8 | 16 | 25-13/16 to 35-3/16 | 8.4 |
| 73478* | 1 | 25/32-1 | 1-1/8 | 16 | 21-5/8 to 30 | 7.6 |
| 73479* | 2 | 1 | 1-1/8 | 20 | 21-5/8 to 31 | 9.1 |
| 73480** | 2 | 1 | 1-1/4 | 16 | 22 to 29-3/4 | 9.4 |
| 73481*** | 2 | 3/4-HQ-2 | 1-1/4 | 20 | 22-3/4 to 30 | 10.1 |
| 73482** | 2 | 7/8-1 | 1-1/4 | 13 | 22 to 29-3/4 | 13.70 |
| 73483*** | 2 | 7/8-HQ-2 | 1-1/4 | 13 | 22-3/4 to 30 | 16.75 |

*Top link w/locking clip
 **Top link w/locking clip & knuckle
 ***Top link w/locking clip, knuckle & quick hitch

- Top links that meet original equipment standards
- Twice as strong as the standard aftermarket top link
- Ultimate tensile strength - 61,380 lb.
- Safe working load limit - 20 tons
- Links for all makes suitable for John Deere

| Part No. | Application |
|----------|--|
| 73475 | Universal |
| 73476 | Universal |
| 73482 | John Deere 2510, 2520, 3020, 4000, 4030, 4040, 4050, and 4055 standard & row crop tractors |
| 73483 | John Deere 2510, 2520, 3020, 4000, 4030, 4040, 4050, and 4055 standard & row crop tractors |
| 73478 | Fits all Manheim utility tractors, except 3130, 3140, and 3040 |
| 73479 | Fits most CAT 2standard and row crop tractors |
| 73480 | Fits Manheim utility tractors, plus 520, 530, 620, 630, 720, 730, 3010, and 4010 |
| 73481 | Fits Manheim utility tractors, plus 520, 530, 620, 630, 720, 730, 3010, and 4010 |

Forged Top Link Replacement Ends



| Part No. | Thread | CAT | Pin Holes Dia. (in.) | Thread Dia. (in.) | Wgt. Ea. (lbs.) |
|----------|--------|------|----------------------|-------------------|-----------------|
| 70342 | LH | 1 | 3/4 | 1-1/8 | 2.4 |
| 70343 | RH | 1 | 3/4 | 1-1/8 | 2.4 |
| 70346 | LH | 2 | 1 | 1-1/8 | 3.0 |
| 70347 | RH | 2 | 1 | 1-1/8 | 3.0 |
| 73246 | LH | 2 HD | 1 | 1-1/4 | 5.5 |
| 73244 | RH | 2 HD | 1 | 1-1/4 | 5.5 |
| 74951 | LH | 3 HD | 1-1/4 | 1-3/8 | 5.9 |
| 74950 | RH | 3 HD | 1-1/4 | 1-3/8 | 5.9 |

• Zinc plated

Lift Arm



| Part No. | CAT | Pin Holes Dia. (in.) | Ball Centers (in.) | Wgt. Ea. (lbs.) |
|----------|-----|----------------------|--------------------|-----------------|
| 70500 | 1 | 7/8 | 31-3/4 | 10.8 |

- Fits: All Ferguson, Massey 35 and 50, Ford 2N, 8N, 9N, NAA Deere 1010
- Fits up to 50 h.p.
- Fits right or left hand
- Forged ball sockets
- Black powder coated finish
- Heavy duty

Lift Arm Leveling Assembly



| Part No. | CAT | Thread (in.) | Overall (in.) | Wgt. Ea. (lbs.) |
|----------|-----|--------------|---------------|-----------------|
| 70152 | 1 | 7/8 NF | 19-1/4 | 6.6 |

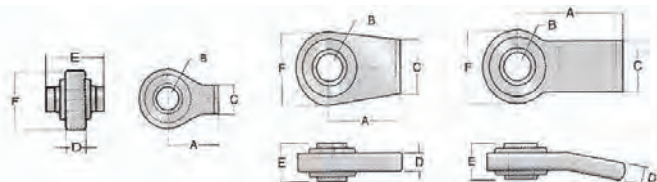
- Fits old Ford & Ferguson
- Replaces Ford NCA 577A
- Black powder coated finish

Forged Weld-On Ball Sockets



| Part No. | Type | CAT | A (in.) | B (in.) | C (in.) | D (in.) | E (in.) | F (in.) | Pkg. Wgt. (lbs.) | Pkg. No. | Pkg. Type | Pcs/ Pkg. | Pkg. Wgt. (lbs.) |
|----------|-------------------|-----|---------|---------|---------|---------|---------|---------|------------------|----------|-----------|-----------|------------------|
| 70310 | Top Link | 1 | 2 | 3/4 | 1-1/8 | 1/2 | 1-3/4 | 2-1/4 | 0.9 | 90310 | C | 1 | 1.0 |
| 70311 | Top Link | 2 | 2-3/8 | 1 | 1-1/8 | 1/2 | 2 | 2-5/8 | 1.4 | 90311 | C | 1 | 1.5 |
| 71338 | Lift Arm-Straight | 1 | 2-3/4 | 7/8 | 2-3/8 | 5/8 | 1-3/8 | 2-5/8 | 1.7 | 91338 | C | 1 | 1.8 |
| 71342 | Lift Arm-Straight | 2 | 3-1/8 | 1-1/8 | 2-3/4 | 3/4 | 1-3/4 | 3-1/8 | 2.8 | 91342 | C | 1 | 2.9 |
| 71344 | Lift Arm-Straight | 3 | 3-3/8 | 1-7/16 | 3 | 3/4 | 1-3/4 | 3-1/2 | 3.0 | | | | |
| 71351 | Lift Arm-Bent | 1 | 4 | 7/8 | 1-7/8 | 5/8 | 1-3/8 | 2-5/8 | 2.0 | | | | |
| 71352 | Lift Arm-Bent | 2 | 4 | 1-1/8 | 1-7/8 | 5/8 | 1-3/4 | 3-1/8 | 2.7 | | | | |

Package Type "B" Bagged • Package Type "C" Clamshell




Replacement Balls



| Part No. | CAT | Type | Pin Hole (in.) | O.D. (in.) | Width (in.) | Replaces | Wgt. Each (lbs.) | Pkg. No. | Pkg. Type | Pcs/ Pkg. | Pkg. Wgt. (lbs.) |
|----------|-----|-------------------------|----------------|------------|-------------|------------------|------------------|----------|-----------|-----------|------------------|
| | | | | | | | | 82273 | B | 2 | 2.3 |
| 70056 | 1 | Ford - Lift Arm | 7/8 | 2-1/4 | 1-3/8 | E1ADDN995233 | 1.1 | 82277 | B | 1 | 1.2 |
| | | | | | | | | 90056 | C | 1 | 1.3 |
| 70057 | 2 | Ford - Lift Arm | 1-1/8 | 2-1/4 | 1-3/4 | C5NN557A | 1.1 | 82274 | B | 2 | 2.3 |
| | | | | | | | | 82278 | B | 1 | 1.2 |
| | | | | | | | | 90057 | C | 1 | 1.3 |
| 73057 | 2 | Ford - Lift Arm Narrow | 1-1/8 | 2-1/4 | 1-3/8 | C5NN557B | 0.9 | 82275 | B | 2 | 1.9 |
| | | | | | | | | 82282 | B | 1 | 1.0 |
| | | | | | | | | 93057 | C | 1 | 1.1 |
| 73054 | 1 | Deere & Oliver Top Link | 3/4 | 2 | 1-3/4 | F2680 105968A | 0.9 | 82270 | B | 1 | 1.0 |
| | | | | | | | | 93054 | C | 1 | 1.1 |
| 73055 | 2 | Deere & Oliver Top Link | 1 | 2 | 1-3/4 | F2681 104585A | 0.8 | 82271 | B | 1 | 0.9 |
| | | | | | | | | 93055 | C | 1 | 0.9 |
| 73056 | 2 | Oliver - Lift Arm | 1-1/8 | 2 | 1-3/4 | 104591A | 0.8 | 82272 | B | 2 | 1.7 |
| | | | | | | | | 82279 | B | 1 | 0.9 |
| | | | | | | | | 93056 | C | 1 | 1.0 |

Package Type "B" Bagged • Package Type "C" Clamshell


Lift Arm Pins



| Part No. | CAT | Type | Style | Usable | Pin Dia. (in.) | Thread Dia. (in.) | Overall (in.) | Wgt. Ea. (lbs.) |
|----------|--------|---------------|-------|------------|----------------|-------------------|---------------|-----------------|
| 73137 | 0 | Adjustable | A | Adjustable | 5/8 | 5/8 | 4 | 0.4 |
| 73031 | 1 | Clevis | C | 4-1/4 | 7/8 | 1-1/4 | 5-1/4 | 2.7 |
| 73134 | 1 & 2 | Clevis | C | 8 | 7/8 | - | - | 2.8 |
| 70211 | 1 | Adjustable | A | Adjustable | 7/8 | 7/8 | 5-5/16 | 1.1 |
| 70200 | 1 | Forged | A | 1-3/4 | 7/8 | 7/8 | 5-1/2 | 1.1 |
| 73000 | 1 | Adjustable-XL | A | Adjustable | 7/8 | 7/8 | 6-1/4 | 1.3 |
| 73004 | 1 | Forged-XL | A | 2-1/4 | 7/8 | 7/8 | 6-1/2 | 1.3 |
| 73001 | 1 to 2 | Adjustable | A | Adjustable | 1-1/8 | 7/8 | 5-3/16 | 1.4 |
| 70202 | 1 to 2 | Forged | A | 1-3/4 | 1-1/8 | 7/8 | 5-1/4 | 1.5 |
| 73178 | 1 to 2 | Forged-XL | A | 2-1/4 | 1-1/8 | 7/8 | 6-5/16 | 1.6 |
| 73022 | 2 to 1 | Forged | A | 1-3/4 | 7/8 | 1-1/8 | 5-3/4 | 1.8 |
| 70213 | 1 & 2 | Forged | A | 2-1/16 | 7/8 & 1-1/8 | 1 | 8 | 1.9 |
| 73002 | 2 | Adjustable | A | Adjustable | 1-1/8 | 1-1/8 | 6-1/4 | 2.3 |
| 73006 | 2 | Forged | A | 1-3/4 | 1-1/8 | 1-1/8 | 6-1/4 | 2.3 |
| 73005 | 2 to 3 | Forged | A | 1-7/8 | 1-7/16 | 1-1/8 | 5-7/8 | 3.0 |
| 73007 | 2 | Forged | A | 2 | 1-7/16 | 1-3/8 | 5-7/8 | 3.5 |
| 73133 | 2 | Clevis | C | 5 | 1-1/8 | - | - | 1.8 |
| 73032 | 2 | Clevis | B | 4-7/16 | 1-1/8 | - | 6-1/2 | 1.8 |
| 73132 | 2 | Clevis | B | 7-5/8 | 1-1/8 | - | 9-1/4 | 2.9 |
| 73033 | 3 | Clevis | C | 4-11/16 | 1-7/16 | - | 6-1/2 | 2.9 |
| 73039 | 2 & 3 | Clevis | D | 4 & 4-1/2 | 1-1/8 & 1-7/16 | - | 9-1/4 | 3.4 |

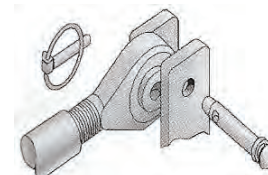
- High carbon steel pin
- Zinc plated

Top Link Pins



| Part No. | CAT | Style | Replaces | Dia. (in.) | Usable (in.) | Overall (in.) | Wgt. Ea. (lbs.) |
|----------|-----|-------|-------------------------------|------------|--------------|---------------|-----------------|
| 73173 | 0 | A | - | 5/8 | 2-3/4 | 4-7/16 | 0.4 |
| 70073 | 1 | A | Ford 9N-560 MF 195647M1 | 3/4 | 2-3/4 | 4-1/2 | 0.5 |
| 70074 | 1 | A | MF 195589M1 AC 339942 | 3/4 | 3-7/8 | 5-1/2 | 0.6 |
| 70077 | 1 | A | Ford E381T9 | 3/4 | 4-3/4 | 6-3/8 | 0.8 |
| 77102 | 1 | B | - | 3/4 | 5-1/2 | - | 1.0 |
| 70076 | 2 | A | Ford C5NN560A MF 185873M91 | 1 | 3-9/16 | 5-1/4 | 1.2 |
| 73011 | 2 | A | Ford C5NN486A | 1 | 4-5/16 | 6 | 1.3 |
| 77104 | 2 | B | - | 1 | 5-3/4 | - | 1.6 |
| 73026 | 3 | A | - | 1-1/4 | 4-7/16 | 6-1/2 | 2.1 |

- Carbon steel pin
- Zinc plated
- Forged ball sockets
- Type B features extra large head for worn or oversized holes



Universal (Adjustable) Clevis Pins



| Bulk No. | Pin Hole (in.) | Overall (in.) | Wgt. Each (lbs.) | Pkg. No. | Pkg. Type | Pcs./Pkg. | Pkg. Wgt. (lbs.) |
|----------|----------------|---------------|------------------|----------|-----------|-----------|------------------|
| 71100 | 1/4 | 2 | .02 | 82310 | B | 4 | .08 |
| | | | | 92310 | C | 4 | .10 |
| 71101 | 5/16 | 2 | .04 | 82311 | B | 4 | .16 |
| | | | | 92311 | C | 3 | .13 |
| 71102 | 3/8 | 2 | .05 | 82312 | B | 2 | .10 |
| | | | | 92312 | C | 2 | .11 |
| 71103 | 7/16 | 2 | 0.8 | 82313 | B | 2 | .16 |
| | | | | 92313 | C | 2 | .17 |
| 71104 | 1/2 | 2 | .11 | 82314 | B | 2 | .22 |
| | | | | 92314 | C | 3 | .25 |
| 71105 | 7/16 | 2-1/2 | .14 | 92315 | C | 3 | .30 |
| 71106 | 1/2 | 2-1/2 | .13 | 82316 | B | 2 | .26 |
| | | | | 92316 | C | 2 | .27 |
| 71107 | 7/16 | 3 | .14 | 92317 | C | 2 | .30 |
| 71108 | 1/2 | 3 | .15 | 92318 | C | 2 | .32 |
| 71109 | 5/8 | 3 | .16 | 92319 | C | 2 | .34 |
| 71110 | 3/4 | 3 | .17 | 92320 | C | 1 | .36 |

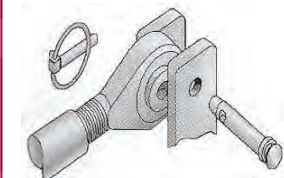
- Multiple holes
- Adjustable length
- Cut off excess length
- Zinc plated

Package Type "B" Bagged • Package Type "C" Clamshell

Linch Pins



| Bulk No. | Pin Dia. (in.) | Type | CAT | Pcs./Ctn. | Wgt. Each (lbs.) | Pkg. No. | Pkg. Type | Pcs./Pkg. | Pkg. Wgt. (lbs.) |
|----------|----------------|----------|---------|-----------|------------------|----------|-----------|-----------|------------------|
| 73548 | 3/16 | Std. | 0 | 100 | .02 | 82204 | B | 2 | .05 |
| | | | | | | 82211 | B | 25 | .62 |
| | | | | | | 92204 | C | 4 | .10 |
| 72646 | 3/16 | w/Chain | 0 | 100 | .07 | - | - | - | - |
| 72709 | 5/16 | Std. | 1 & 2 | 100 | 1.0 | 82205 | B | 2 | .20 |
| | | | | | | 82212 | B | 10 | 1.0 |
| | | | | | | 92205 | C | 4 | .40 |
| 72647 | 5/16 | w/Chain | 1 & 2 | 100 | 6.0 | - | - | - | - |
| 72704 | 1/4 | Std. | 1 & 2 | 100 | .07 | 82201 | B | 2 | .15 |
| | | | | | | 82207 | B | 5 | .37 |
| | | | | | | 82213 | B | 10 | .75 |
| | | | | | | 92207 | C | 4 | .30 |
| | | | | | | 92213 | B | 10 | .75 |
| 72648 | 1/4 | w/Chain | 1 & 2 | 100 | .12 | - | - | - | - |
| 72703 | 7/16 | Std. | 1 & 2 | 100 | .10 | 82200 | B | 2 | .20 |
| | | | | | | 82206 | B | 5 | .53 |
| | | | | | | 82214 | B | 25 | 2.6 |
| | | | | | | 82219 | B | 10 | 1.1 |
| | | | | | | 92206 | C | 4 | .43 |
| 72650 | 7/16 | w/Chain | 1 & 2 | 100 | .15 | 82203 | B | 2 | .30 |
| | | | | | | 92203 | C | 2 | .33 |
| 72698 | 7/16 | Long | 1, 2, 3 | 100 | .12 | 82215 | B | 2 | .25 |
| | | | | | | 82216 | B | 10 | 1.2 |
| | | | | | | 92215 | C | 4 | .50 |
| 73027 | 7/16 | Black HD | 1, 2, 3 | 100 | .12 | 82202 | B | 2 | .26 |
| | | | | | | 82217 | B | 10 | 1.3 |
| | | | | | | 92202 | C | 4 | .50 |
| | | | | | | 93027 | C | 2 | .26 |



- Carbon steel forged pins
- Spring steel snap rings
- Zinc plated
- No. 73027 Ring powder coated

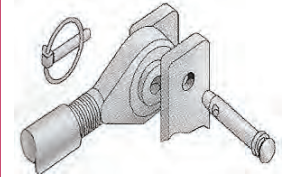
Package Type "B" Bagged • Package Type "C" Clamshell

Top Link & Lift Arm Bushings




| Part No. | Type | CAT | I.D. (in.) | O.D. (in.) | Overall Length (in.) | Wgt. Ea. (lbs.) | Pkg. No. | Pkg. Type | Pcs/ Pkg. | Pkg. Wgt. (lbs.) | | |
|----------|-------------------------------|--------|------------|------------|----------------------|-----------------|----------------------------------|------------------|------------------|--------------------------|--------|------------|
| 70353 | Top Link | 1 to 2 | 3/4 | 1 | 2 | .18 | 82250 93250 | B C | 1 2 | 1.9 2.0 | | |
| 73530 | Top Link | 1 to 2 | 3/4 | 1 | 1-5/8 | .15 | - | - | - | - | | |
| 73008 | Top Link | 2 to 3 | 1 | 1-1/4 | 2 | .24 | 82251 93008 | B C | 1 1 | 1.0 1.1 | | |
| 70351 | Lift Arm Ford C7NN6992A | 1 to 2 | 7/8 | 1-1/8 | 1-3/4 | .19 | 82252 93252 | B C | 1 1 | 1.0 1.1 | | |
| 73510 | Lift Arm Deere F2684 | 1 to 2 | 7/8 | 1-1/8 | 1-3/8 | .18 | - | - | - | - | | |
| 73009 | Lift Arm | 2 to 3 | 1-1/8 | 1-7/16 | 1-3/4 | .28 | 82253 93009 | B C | 2 2 | .57 .60 | | |
| 73012 | Lift Arm | 2 to 3 | 1-1/8 | 1-7/16 | 2-3/4 | .50 | 82255 92255 | B C | 2 2 | 1.1 1.2 | | |
| 73013 | Lift Arm | 2 to 3 | 1-1/8 | 1-7/16 | 3-1/4 | .52 | - | - | - | - | | |
| 73010 | Lift Arm | 2 to 3 | 1-1/8 | 1-1/16 | 2-1/2 | .44 | 82254 93010 82262 92262 | B C B C | 2 2 3 3 | .89 .90 .57 .60 | | |
| | | | | | | | Contains: 70353 x 1 70351 x 2 | | | | | |
| | | | | | | | 83162 93162 | | B C | | 3 3 | .81 .85 |
| | | | | | | | Contains: 73008 x 1 73009 x 2 | | | | | |

• Zinc plated



Package Type "B" Bagged • Package Type "C" Clamshell

Hair Pin Clips



| Part No. | Wire Dia. (in.) | Overall (in.) | Fits Pin Dia. (in.) | Wgt. Ea. (lbs.) | Pkg. No. | Pkg. Type | Pcs/ Pkg. | Pkg. Wgt. (lbs.) |
|----------|-----------------|---------------|---------------------|-----------------|---|------------------|--------------------|--------------------------|
| 70007 | 3/32 | 2-5/16 | 1/4 to 5/8 | .010 | - | - | - | - |
| 70008 | 5/64 | 1-3/4 | 5/16 to 1/2 | .007 | 83108 93108 | B C | 12 9 | .07 .07 |
| 70009 | 3/32 | 1-3/4 | 3/8 to 5/8 | .008 | 83109 93109 | B C | 12 9 | .08 .09 |
| 70010 | 1/8 | 2-1/16 | 1/2 to 7/8 | .022 | 83110 93110 | B C | 8 6 | .22 .20 |
| 70012 | 5/32 | 3 | 5/8 to 1 | .038 | 83112 93112 | B C | 7 5 | .38 .30 |
| 70013 | 3/16 | 4-3/16 | 3/4 to 1-1/4 | .075 | 83113 93113 | B C | 3 2 | .75 .52 |
| 70014 | 1/4 | 4-1/4 | 7/8 to 1-1/2 | .116 | 83114 93114 | B C | 2 2 | 1.2 1.3 |
| 70015 | 5/16 | 3-7/8 | 3/4 to 1-1/4 | .195 | 83115 93115 | B C | 2 1 | 2.0 2.1 |
| 70017 | - | - | 1 | .01 | 90017 | C | 4 | .10 |
| 70019 | 3/8 | 3-5/8 | 3/4 to 1-1/4 | .150 | 83119 93119 83116 93116 | B C B C | 2 2 14 14 | 1.5 1.6 .50 .51 |
| | | | | | Contains: 70009 x 3, 70010 x 4, 70012 x 4, 70013 x 3 | | | |

• Spring steel wire
• Zinc plated

Package Type "B" Bagged • Package Type "C" Clamshell

Twist Clips



| Part No. | Wire Dia. (in.) | Overall (in.) | Fits Pin Dia. (in.) | Wgt. Ea. (lbs.) | Pkg. No. | Pkg. Type | Pcs/ Pkg. | Pkg. Wgt. (lbs.) |
|----------|-----------------|---------------|---------------------|-----------------|----------|-----------|-----------|------------------|
| 70020 | 1/8 | 2-1/16 | 1/2 to 7/8 | .022 | 93120 | C | 6 | .030 |
| 70021 | 5/32 | 3 | 5/8 to 1 | .038 | 93121 | C | 5 | .045 |
| 70022 | 3/16 | 4-3/16 | 3/4 to 1-1/4 | .075 | 93122 | C | 2 | .085 |

• Spring steel wire
• Zinc plated

Package Type "B" Bagged • Package Type "C" Clamshell

PTO Adapters



| Part No. | Description | Max. H.P. | Female Spline (in.) | Male Spline (in.) | Extends PTO (in.) | Overall (in.) | Similar to Hub City No. | Pkg. Wgt. (lbs.) |
|----------|---------------------------------------|-----------|---------------------|-------------------|-------------------|---------------|-------------------------|------------------|
| 70253 | Forged Increaser | 70 | 1-1/8 x 6 | 1-3/8 x 6 | 1-1/8 | 3 | 03-32-00018 | 1.4 |
| 70249 | Sleeve Increaser Fits all except Ford | 70 | 1-1/8 x 6 | 1-3/8 x 6 | 0 | 2-1/4 | 03-32-00352 | 0.2 |
| 70250 | Sleeve Increaser | 70 | 1-3/8 x 6 | 1-1/8 x 6 | 0 | 1-7/8 | 03-32-00363 | 0.2 |
| 70252 | Forged Increaser | 70 | 1-3/8 x 6 | 1-1/8 x 6 | 2-1/2 | 4-5/8 | 03-32-03531 | 1.3 |
| 70251 | Forged Reducer | 70 | 1-3/8 x 6 | 1-1/8 x 6 | 2-3/4 | 5-3/8 | 03-32-00400 | 1.4 |
| 70255 | Forged Extender | 70 | 1-3/8 x 6 | 1-3/8 x 6 | 3 | 5-3/8 | 03-32-00378 | 2.0 |
| 73029 | 21 to 6 Spline 1000 to 540 RPM | 70 | 1-3/8 x 6 | 1-3/8 x 6 | 3-1/4 | 5-7/8 | 03-32-00373 | 2.0 |
| 73030 | 21 to 6 Spline QR 1000 to 540 RPM | 70 | 1-3/8 x 6 | 1-3/8 x 6 | 4-1/8 | 6-3/8 | 03-32-01375 | 3.2 |
| 73034 | QR Extender | 70 | 1-3/8 x 6 | 1-3/8 x 6 | 4-1/8 | 6-3/8 | 03-32-00010 | 2.8 |
| 73028 | 21 QR Extender 1000 RPM | 70 | 1-3/8 x 21 | 1-3/8 x 21 | 4-1/8 | 5-7/8 | 03-32-02121 | 3.1 |
| 73038 | 6 to 21 Spline QR 540 to 1000 RPM | 70 | 1-3/8 x 6 | 1-3/8 x 21 | 4-1/8 | 5-7/8 | 03-32-00013 | 3.2 |
| 73035 | 20 to 6 Spline | 100 | 1-3/4 x 20 | 1-3/8 x 6 | 4-5/8 | 7-1/2 | 03-32-00020 | 6.1 |
| 73041 | **20 to 6 Spline Heavy-duty | 150 | 1-3/4 x 20 | 1-3/8 x 6 | 5 | 7-7/8 | 03-32-00076 | 6.6 |
| 73036 | 20 to 21 Spline | 100 | 1-3/4 x 20 | 1-3/8 x 21 | 4-5/8 | 7 | 03-32-00021 | 6.1 |
| 73042 | **20 to 21 Spline Heavy-duty | 150 | 1-3/4 x 20 | 1-3/8 x 21 | 5-1/2 | 7-7/8 | 03-32-00077 | 6.7 |
| 70660 | Over-running Clutch Extender | * | 1-3/8 x 6 | 1-3/8 x 6 | 3-3/4 | 6-3/4 | 03-31-00660 | 5.0 |
| 70670 | Over-running Clutch Increaser | * | 1-1/8 x 6 | 1-1/8 x 6 | 3-3/4 | 6-3/4 | 03-31-00670 | 5.0 |

* Over-running clutches provide a safe means to protect operators and expensive machinery from situations when the inertia of a PTO driven implement exceeds and over-runs the tractor PTO speed. In such a case, the over-running coupler will free-wheel smoothly and safely. Over-running clutches will normally withstand applications requiring up to 65h.p. at 540 rpm and 100 h.p. at 1000 rpm. Extreme shock loads or drive line angularity will reduce this capability.

- Used to increase or reduce the diameter, or extend the length of the tractor's power take-off shaft to fit an implement's PTO shaft
- Zinc plated finish
- **Newer, Heavy-duty, 20-spline models have been redesigned to be stronger, smaller and lighter to reduce rotating mass at higher RPM's

PTO Shafts



| Part No. | Description |
|----------|--|
| 70661 | PTO Conversion shaft 2N, 8N, and 9N |
| 70662 | PTO Connector shaft 600, 700, 800, and 900 |
| 70663 | PTO Connector shaft - NAA (1953-1954) |

- 1-3/8" Modern shaft size
- Eliminates need for PTO adapter
- Replaces damaged or older shafts that may lack replacement seals
- Includes seal, ball bearing, and bearing retainer

PTO Accessories



| Part No. | Description | Type | Pin Dia. (in.) | Usable (in.) | Wgt. Ea. (lbs.) | Pkg. No. | Pkg. Type | Pcs/ Pkg. | Pkg. Wgt. (lbs.) |
|----------|-----------------------------|--------|----------------|--------------|-----------------|----------|-----------|-----------|------------------|
| 70264 | Lock Pin | Round | 1/4 | 2-1/4 | 0.2 | 92263 | C | 2 | 0.5 |
| | | | | | | 92264 | C | 4 | 0.9 |
| 70266 | Lock Pin | Round | 5/16 | 2-1/4 | 0.2 | 82266 | B | 2 | 0.5 |
| | | | | | | 92266 | C | 2 | 0.6 |
| | | | | | | 92269 | C | 4 | 1.1 |
| 70276 | Lock Pin | Square | 5/16 | 2-1/4 | 0.2 | 82276 | B | 2 | 0.5 |
| | | | | | | 92276 | C | 2 | 0.6 |
| 70265 | Lock Pin | Round | 3/8 | 2-1/4 | 0.2 | 92265 | C | 2 | 0.7 |
| 70275 | Lock Pin | Square | 3/8 | 2-1/4 | 0.2 | 92275 | C | 2 | 0.7 |
| 70278 | Lock Pin | Square | 3/8 | 2-1/2 | 0.2 | - | - | - | - |
| 71090 | Yoke Pin Assy./PTO drive | - | - | - | 0.3 | 91090 | C | 1 | 0.4 |
| 71091 | Q.R. Pin Assy. Q.R. Adapter | - | - | - | 0.3 | 91091 | C | 1 | 0.4 |
| 71145 | Roll Pin fits 00660/00670 | - | 5/16 | 2 | 0.1 | 82283 | B | 5 | 0.3 |
| | | | | | | 92283 | C | 5 | 0.3 |
| 71146 | Roll Pin fits 00253 | - | 5/16 | 1-1/8 | 0.1 | - | - | - | - |

- Spring steel wire
- Zinc plated

Package Type "B" Bagged • Package Type "C" Clamshell

Quick Hitches



| Part No. | CAT | Description | Max. Recommended Horsepower | Wgt. (lbs.) |
|----------|-----|-------------------|-----------------------------|-------------|
| 71000 | 1 | CAT 1 | 50 | 76 |
| 71001 | 2 | CAT 2, Heavy-duty | 150 | 160 |

- Allows easy attachment and release of 3-point implements
- Operator can engage and secure from seat
- Heavy-duty steel construction

Quick Hitch Adapter Bushings

| Bulk | CAT | I.D. (in.) | O.D. (in.) | Wgt. Ea. (lbs.) | Pkg. No. | Pkg. Type | Pcs/Pkg. | Pkg. Wgt. (lbs.) |
|-------|----------|------------|------------|-----------------|----------|-----------|----------|------------------|
| 73015 | 2 to 3 | 1-1/8 | 1-7/16 | 1.1 | 93014 | C | 2 | 2.2 |
| 73016 | 1 to 3 | 7/8 | 1-7/16 | 1.4 | 93016 | C | 2 | 2.2 |
| 71148 | Roll Pin | - | - | .01 | | | | |

Package Type "B" Bagged • Package Type "C" Clamshell

- Fits most category 3 quick hitches
- Converts category 2 lift pins to category 3
- Two required per unit
- Use 7/16" x 1-3/8" roll pin to secure
- Clampak includes 2 roll pins
- Zinc plated



Wheelspinners

| Part No. | Description | Wgt. Ea. (lbs.) |
|----------|---------------------------|-----------------|
| 70949 | Red Vinyl Wheel Spinner | .03 |
| 70950C | Camo Deluxe Wheel Spinner | |
| 70951 | Bake Lite Wheel Spinner | .03 |

- Premium ball bearing suspension
- Bright zinc plated base and hardware

Package Type "C" Clamshell

Stroke Controls



| Part No. | Fits Shaft Sizes (in.) | Segment (in.) | Wgt. (lbs.) |
|----------|------------------------------|------------------------|-------------|
| 70098 | 1-3/8 & 1-1/2 | 3/4, 1, 1-1/4, & 1-1/2 | 1.5 |
| 70099 | 1-1/8 & 1-1/4 | 3/4, 1, 1-1/4, & 1-1/2 | 1.5 |
| 79697 | 1-3/4, 1-7/8, & 2 | 1, 1-1/4, 2, & 4 | 3.9 |
| 79899 | 1-1/8, 1-1/4, 1-3/8, & 1-1/2 | 3/4, 1, 1-1/4, & 1-1/2 | 1.8 |

- Aluminum

Roller Chain



| Part No. | Chain No. | Unit (ft.) | Pitch (in.) | Part No. | Chain No. | Unit (ft.) | Pitch (in.) |
|----------|-----------|------------|-------------|----------|-----------|------------|-------------|
| 76351 | 35 | 10 | 3/8 | 76603 | 60-H | 10 | 3/4 |
| 76355 | 35 | 50 | 3/8 | 76801 | 80 | 10 | 1 |
| 76352 | 35-2 | 10 | 3/8 | 76805 | 80 | 50 | 1 |
| 76411 | 41 | 10 | 1/2 | 76802 | 80-2 | 10 | 1 |
| 76415 | 41 | 50 | 1/2 | 76803 | 80-H | 10 | 1 |
| 76401 | 40 | 10 | 1/2 | 76100 | 100 | 10 | 1-1/4 |
| 76405 | 40 | 50 | 1/2 | 76120 | 120 | 10 | 1-1/2 |
| 76501 | 50 | 10 | 5/8 | 76241 | A2040 | 10 | 1 |
| 76505 | 50 | 50 | 5/8 | 76245 | A2040 | 50 | 1 |
| 76502 | 50-2 | 10 | 5/8 | 76251 | A2050 | 10 | 1-1/4 |
| 76601 | 60 | 10 | 3/4 | 76255 | A2050 | 50 | 1-1/4 |
| 76605 | 60 | 50 | 3/4 | 76261 | A2060 | 10 | 1-1/2 |
| 76602 | 60-2 | 10 | 3/4 | 76551 | CA550 | 10 | 1-41/64 |

Connecting/Offset Links



Connecting Links

| Pkg. No. | Chain No. | Bagged Qty. | Pitch (in.) |
|----------|-----------|-------------|-------------|
| 56351 | 35 | 4 | 3/8 |
| 56352 | 35-2 | 4 | 3/8 |
| 56411 | 41 | 4 | 1/2 |
| 56401 | 40 | 4 | 1/2 |
| 56501 | 50 | 4 | 5/8 |
| 56502 | 50-2 | 4 | 5/8 |
| 56601 | 60 | 3 | 3/4 |
| 56602 | 60-2 | 3 | 3/4 |
| 56603 | 60-H | 3 | 3/4 |
| 56801 | 80 | 2 | 1 |
| 56802 | 80-2 | 2 | 1 |
| 56803 | 80-H | 2 | 1 |
| 56100 | 100 | 2 | 1-1/4 |
| 56120 | 120 | 2 | 1-1/2 |
| 52040 | A2040 | 4 | 1 |
| 52050 | A2050 | 3 | 1-1/4 |
| 52060 | A2060 | 3 | 1-1/4 |

Offset Links

| Pkg. No. | Chain No. | Bagged Qty. | Pitch (in.) |
|----------|-----------|-------------|-------------|
| 66351 | 35 | 4 | 3/8 |
| 66352 | 35-2 | 4 | 3/8 |
| 66411 | 41 | 4 | 1/2 |
| 66401 | 40 | 4 | 1/2 |
| 66501 | 50 | 4 | 5/8 |
| 66502 | 50-2 | 4 | 5/8 |
| 66601 | 60 | 3 | 3/4 |
| 66602 | 60-2 | 3 | 3/4 |
| 66603 | 60-H | 3 | 3/4 |
| 66801 | 80 | 2 | 1 |
| 66802 | 80-2 | 2 | 1 |
| 66803 | 80-H | 2 | 1 |
| 66100 | 100 | 2 | 1-1/4 |
| 66120 | 120 | 2 | 1-1/2 |
| 62040 | A2040 | 4 | 1 |
| 62050 | A2050 | 3 | 1-1/4 |
| 62060 | A2060 | 3 | 1-1/2 |

• Packaged in carded bags

Roller Chain Breakers

| Part No. | Item | Fits |
|----------|--------------------------|-------------------|
| 75050* | Breaker | #25 to #60 Chain |
| 75051* | Breaker | #60 to #100 Chain |
| 75053 | Replacement tip assembly | 75050 Breaker |
| 75054 | Replacement tip assembly | 75051 Breaker |

- Black oxide & zinc plated
- Tips made from tool steel
- *Packaged in resealable clamshell

Roller Chain Puller



| Part No. | Package |
|----------|-----------|
| 95052 | Clamshell |
| 75052 | Bulk |

- Fits #35 to #60 chain
- Black oxide & zinc plated
- Tips made from tool steel

Rain Caps



| Part No. | Size (in.) | Min. Exhaust O.D. (in.) | Max. Exhaust O.D. (in.) |
|----------|------------|-------------------------|-------------------------|
| 71032 | 1-1/4 | 1-1/4 | 1-7/16 |
| 71033 | 1-1/2 | 1-1/2 | 1-11/16 |
| 71034 | 1-3/4 | 1-3/4 | 1-15/16 |
| 71035 | 2 | 2 | 2-3/16 |
| 71036 | 2-1/4 | 2-1/4 | 2-7/16 |
| 71037 | 2-1/2 | 2-1/2 | 2-11/16 |
| 71038 | 2-3/4 | 2-3/4 | 2-15/16 |
| 71039 | 3 | 3 | 3-3/16 |
| 71040 | 3-1/4 | 3-1/4 | 3-7/16 |
| 71041 | 3-1/2 | 3-1/2 | 3-11/16 |
| 71042 | 3-3/4 | 3-3/4 | 3-15/16 |
| 71043 | 4 | 4 | 4-3/16 |
| 71044 | 5 | 5 | 5-3/16 |

- Automatic exhaust pipe protection
- Keeps out moisture when engine is off
- Protective grey powder coating
- Each cap permanently marked with size
- Complete range of sizes

Set Collars



| Part No. | Bore Size (in.) | Outside Dia. (in.) | Width (in.) | Pkg. No. | Pkg. Type | Pcs/Pkg. | Pkg. Wgt. (lbs.) |
|----------|-----------------|--------------------|-------------|----------|-----------|----------|------------------|
| 70360 | 3/8 | 3/4 | 3/8 | 82360 | B | 2 | 0.6 |
| 70361 | 1/2 | 1 | 1/2 | 82361 | B | 2 | 1.2 |
| 70362 | 5/8 | 1-1/8 | 9/16 | 82362 | B | 2 | 1.9 |
| 70363 | 3/4 | 1-3/8 | 5/8 | 82363 | B | 2 | 2.9 |
| 70364 | 7/8 | 1-1/2 | 5/8 | 82364 | B | 2 | 0.8 |
| 70365 | 1 | 1-5/8 | 5/8 | 82365 | B | 2 | 1.3 |
| 70366 | 1-1/8 | 1-3/4 | 5/8 | 82366 | B | 1 | 1.9 |
| 70367 | 1-1/4 | 2 | 11/16 | 82367 | B | 1 | 5.7 |
| 70368 | 1-3/8 | 2-1/8 | 3/4 | 82368 | B | 1 | 6.7 |

- Machine sized for exact fit
- Allen head set screw

Package Type "B" Bagged • Package Type "C" Clamshell

Post Drivers



| Part No. | Description | Length (in.) | O.D. (in.) | I.D. (in.) | Wgt. (lbs.) |
|----------|--------------------------|--------------|------------|------------|-------------|
| 75520 | Post Driver | 29-1/2 | 2-3/8 | 2-1/16 | 12.0 |
| 75521 | Post Driver - Heavy-duty | 23-3/8 | 3 | 2-3/4 | 16.0 |

- Helps drive steel posts into the ground
- Easy grip handles

Merchandising Program

Category-coded clamshell packaging



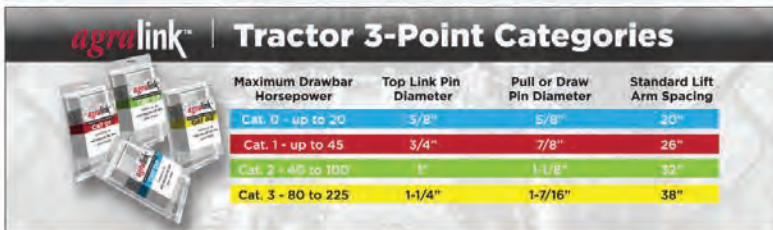
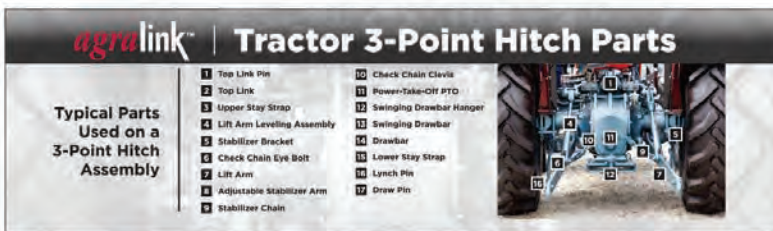
AgraLink™ offers a simple to understand merchandising program that benefits your customers, your sales efforts and your brand. At the end of the day, next generation point of sale systems should allow you to increase the category product turns as it also becomes a more efficient marketing tool for you. This well implemented POS system from AgraLink will result in reduced marketing expenditures and increase sales volume.

Point-of-Sale product identification hangtags



The use of effective signage on this display attracts attention, engages your consumer, and offers distinct advantages over the standard 3-point tractor linkage product displays. It engages the customer by presenting the product at eye level and in multiple compartments. And finally, our point of sale display set will act like an extra sales person in your store. It offers a distinct advantage or value proposition by including both copy and visuals explaining what the product is and where it's used.

Point-of-Sale informative headers



Contact your AgraLink sales representative at 800-821-9542 for more details.



Numerical Index

Product Part Numbers

| Part No. | Pg. No. | Part No. | Pg. No. | Part No. | Pg. No. | Part No. | Pg. No. | Part No. | Pg. No. | Part No. | Pg. No. |
|----------|---------|----------|---------|----------|---------|----------|---------|----------|---------|----------|---------|
| 61488 | 3 | 70276 | 13 | 71043 | 16 | 72060 | 15 | 73483 | 8 | 77881 | 3 |
| 61489 | 3 | 70278 | 13 | 71044 | 16 | 72131 | 3 | 73510 | 12 | 77885 | 4 |
| 61518 | 3 | 70310 | 9 | 71090 | 13 | 72646 | 11 | 73530 | 12 | 77890 | 3 |
| 61519 | 3 | 70311 | 9 | 71091 | 13 | 72647 | 11 | 73548 | 11 | 77891 | 3 |
| 61520 | 3 | 70330 | 8 | 71100 | 11 | 72648 | 11 | 74880 | 3 | 77895 | 4 |
| 61521 | 3 | 70331 | 8 | 71101 | 11 | 72650 | 11 | 74881 | 3 | 77900 | 3 |
| 61788 | 3 | 70332 | 8 | 71102 | 11 | 72698 | 11 | 74890 | 3 | 77901 | 3 |
| 61789 | 3 | 70333 | 8 | 71103 | 11 | 72703 | 11 | 74891 | 3 | 78001 | 3 |
| 61790 | 3 | 70335 | 8 | 71104 | 11 | 72704 | 11 | 74895 | 4 | 78134 | 5 |
| 61820 | 3 | 70336 | 8 | 71105 | 11 | 72709 | 11 | 74951 | 9 | 78158 | 5 |
| 61821 | 3 | 70337 | 8 | 71106 | 11 | 73000 | 10 | 74952 | 9 | 78178 | 5 |
| 62133 | 3 | 70338 | 8 | 71107 | 11 | 73001 | 10 | 75050 | 15 | 78187 | 5 |
| 62643 | 3 | 70339 | 8 | 71108 | 11 | 73002 | 10 | 75051 | 15 | 78190 | 5 |
| 64883 | 3 | 70340 | 8 | 71109 | 11 | 73004 | 10 | 75052 | 15 | 78195 | 5 |
| 64893 | 3 | 70342 | 9 | 71110 | 11 | 73005 | 10 | 75053 | 15 | 78234 | 5 |
| 65203 | 3 | 70343 | 9 | 71145 | 13 | 73006 | 10 | 75054 | 15 | 78258 | 5 |
| 65213 | 3 | 70346 | 9 | 71146 | 13 | 73007 | 10 | 75124 | 4 | 78278 | 5 |
| 67883 | 3 | 70347 | 9 | 71148 | 14 | 73008 | 12 | 75142 | 4 | 78287 | 5 |
| 67893 | 3 | 70348 | 8 | 71338 | 9 | 73009 | 12 | 75143 | 4 | 78290 | 5 |
| 67903 | 3 | 70351 | 12 | 71342 | 9 | 73010 | 12 | 75162 | 4 | 78295 | 5 |
| 68203 | 3 | 70353 | 12 | 71344 | 9 | 73011 | 10 | 75163 | 4 | 78465 | 6 |
| 68213 | 3 | 70360 | 16 | 71351 | 9 | 73012 | 12 | 75180 | 3 | 78546 | 5 |
| 70007 | 12 | 70361 | 16 | 71352 | 9 | 73013 | 12 | 75182 | 4 | 78547 | 5 |
| 70008 | 12 | 70362 | 16 | 71410 | 4 | 73015 | 14 | 75183 | 4 | 78548 | 5 |
| 70009 | 12 | 70363 | 16 | 71411 | 4 | 73016 | 14 | 75190 | 3 | 78549 | 5 |
| 70010 | 12 | 70364 | 16 | 71412 | 4 | 73022 | 10 | 75195 | 4 | 78550 | 5 |
| 70012 | 12 | 70365 | 16 | 71415 | 4 | 73026 | 10 | 75200 | 3 | 78551 | 5 |
| 70013 | 12 | 70366 | 16 | 71420 | 4 | 73027 | 11 | 75201 | 3 | 78605 | 6 |
| 70014 | 12 | 70367 | 16 | 71425 | 4 | 73028 | 13 | 75205 | 4 | 78606 | 6 |
| 70015 | 12 | 70368 | 16 | 71430 | 4 | 73029 | 13 | 75210 | 3 | 78608 | 6 |
| 70017 | 8,12 | 70411 | 7 | 71435 | 4 | 73030 | 13 | 75211 | 3 | 78646 | 5 |
| 70019 | 12 | 70412 | 7 | 71440 | 4 | 73031 | 10 | 75215 | 4 | 78647 | 5 |
| 70020 | 12 | 70418 | 7 | 71445 | 4 | 73032 | 10 | 75520 | 16 | 78648 | 5 |
| 70021 | 12 | 70419 | 7 | 71450 | 4 | 73033 | 10 | 75521 | 16 | 78649 | 5 |
| 70022 | 12 | 70421 | 7 | 71455 | 4 | 73034 | 13 | 76100 | 15 | 78650 | 5 |
| 70056 | 9 | 70432 | 7 | 71460 | 4 | 73035 | 13 | 76120 | 15 | 78651 | 5 |
| 70057 | 9 | 70441 | 7 | 71465 | 4 | 73036 | 13 | 76241 | 15 | 78652 | 5 |
| 70073 | 10 | 70480 | 8 | 71470 | 4 | 73038 | 13 | 76245 | 15 | 78653 | 5 |
| 70074 | 10 | 70486 | 8 | 71500 | 3 | 73039 | 10 | 76251 | 15 | 78654 | 5 |
| 70076 | 10 | 70500 | 9 | 71501 | 3 | 73041 | 13 | 76255 | 15 | 78812 | 6 |
| 70077 | 10 | 70611 | 7 | 71502 | 3 | 73042 | 13 | 76261 | 15 | 78813 | 6 |
| 70098 | 14 | 70612 | 7 | 71503 | 3 | 73054 | 9 | 76351 | 15 | 78814 | 6 |
| 70099 | 14 | 70660 | 13 | 71504 | 3 | 73055 | 9 | 76352 | 15 | 78815 | 6 |
| 70152 | 9 | 70661 | 13 | 71506 | 3 | 73056 | 9 | 76355 | 15 | 78816 | 6 |
| 70159 | 7 | 70662 | 13 | 71508 | 3 | 73057 | 9 | 76401 | 15 | 78834 | 6 |
| 70160 | 7 | 70663 | 13 | 71510 | 3 | 73107 | 7 | 76405 | 15 | 78835 | 6 |
| 70169 | 7 | 70670 | 13 | 71512 | 3 | 73132 | 10 | 76411 | 15 | 79697 | 14 |
| 70173 | 7 | 70951 | 14 | 71514 | 3 | 73133 | 10 | 76415 | 15 | 79899 | 14 |
| 70174 | 7 | 70952 | 14 | 71515 | 3 | 73134 | 10 | 76501 | 15 | 82040 | 15 |
| 70175 | 7 | 70953 | 14 | 71516 | 3 | 73137 | 10 | 76502 | 15 | 82050 | 15 |
| 70176 | 7 | 70954 | 14 | 71542 | 8 | 73169 | 7 | 76505 | 15 | 82060 | 15 |
| 70177 | 7 | 70955 | 14 | 71544 | 8 | 73173 | 10 | 76551 | 15 | 86100 | 15 |
| 70178 | 7 | 70956 | 14 | 71545 | 8 | 73178 | 10 | 76601 | 15 | 86120 | 15 |
| 70200 | 10 | 70957 | 14 | 71546 | 8 | 73244 | 9 | 76602 | 15 | 86351 | 15 |
| 70202 | 10 | 71000 | 14 | 71600 | 3 | 73246 | 9 | 76603 | 15 | 86352 | 15 |
| 70211 | 10 | 71001 | 14 | 71601 | 3 | 73470 | 8 | 76605 | 15 | 86401 | 15 |
| 70213 | 10 | 71032 | 16 | 71602 | 3 | 73473 | 8 | 76801 | 15 | 86411 | 15 |
| 70249 | 13 | 71033 | 16 | 71603 | 3 | 73474 | 8 | 76802 | 15 | 86501 | 15 |
| 70250 | 13 | 71034 | 16 | 71604 | 3 | 73475 | 8 | 76803 | 15 | 86502 | 15 |
| 70251 | 13 | 71035 | 16 | 71605 | 3 | 73476 | 8 | 76805 | 15 | 86601 | 15 |
| 70252 | 13 | 71036 | 16 | 71606 | 3 | 73477 | 8 | 77101 | 3 | 86602 | 15 |
| 70253 | 13 | 71037 | 16 | 71607 | 3 | 73478 | 8 | 77102 | 3,10 | 86603 | 15 |
| 70255 | 13 | 71038 | 16 | 71608 | 3 | 73479 | 8 | 77103 | 3 | 86801 | 15 |
| 70264 | 13 | 71039 | 16 | 71609 | 3 | 73480 | 8 | 77104 | 3,10 | 86802 | 15 |
| 70265 | 13 | 71040 | 16 | 72040 | 15 | 73481 | 8 | 77105 | 3 | 86803 | 15 |
| 70266 | 13 | 71041 | 16 | 72050 | 15 | 73482 | 8 | 77880 | 3 | 95052 | 15 |
| 70275 | 13 | 71042 | 16 | | | | | | | | |

Product Package Numbers

| Pkg. No. | Pg. No. | Pkg. No. | Pg. No. | Pkg. No. | Pg. No. |
|----------|---------|----------|---------|----------|---------|
| 52040 | 15 | 82273 | 10 | 92263 | 13 |
| 52050 | 15 | 82274 | 10 | 92264 | 13 |
| 52060 | 15 | 82275 | 10 | 92265 | 13 |
| 56100 | 15 | 82276 | 13 | 92266 | 13 |
| 56120 | 15 | 82277 | 10 | 92269 | 13 |
| 56351 | 15 | 82278 | 10 | 92275 | 13 |
| 56352 | 15 | 82279 | 10 | 92276 | 13 |
| 56401 | 15 | 82282 | 10 | 92283 | 13 |
| 56411 | 15 | 82283 | 13 | 92310 | 11 |
| 56501 | 15 | 82310 | 11 | 92311 | 11 |
| 56502 | 15 | 82311 | 11 | 92312 | 11 |
| 56601 | 15 | 82312 | 11 | 92313 | 11 |
| 56602 | 15 | 82313 | 11 | 92314 | 11 |
| 56603 | 15 | 82314 | 11 | 92315 | 11 |
| 56801 | 15 | 82316 | 11 | 92316 | 11 |
| 56802 | 15 | 82360 | 16 | 92317 | 11 |
| 56803 | 15 | 82361 | 16 | 92318 | 11 |
| 62040 | 15 | 82362 | 16 | 92319 | 11 |
| 62050 | 15 | 82363 | 16 | 92320 | 11 |
| 62060 | 15 | 82364 | 16 | 93008 | 12 |
| 66100 | 15 | 82365 | 16 | 93009 | 12 |
| 66120 | 15 | 82366 | 16 | 93014 | 14 |
| 66351 | 15 | 82367 | 16 | 93016 | 14 |
| 66352 | 15 | 82368 | 16 | 93027 | 11 |
| 66401 | 15 | 83108 | 12 | 93054 | 10 |
| 66411 | 15 | 83109 | 12 | 93055 | 10 |
| 66501 | 15 | 83110 | 12 | 93056 | 10 |
| 66502 | 15 | 83112 | 12 | 93108 | 12 |
| 66601 | 15 | 83113 | 12 | 93109 | 12 |
| 66602 | 15 | 83114 | 12 | 93110 | 12 |
| 66603 | 15 | 83115 | 12 | 93112 | 12 |
| 66801 | 15 | 83116 | 12 | 93113 | 12 |
| 66802 | 15 | 83119 | 12 | 93114 | 12 |
| 66803 | 15 | 83162 | 12 | 93115 | 12 |
| 82200 | 11 | 90017 | 12 | 93116 | 12 |
| 82201 | 11 | 90017 | 8 | 93119 | 12 |
| 82202 | 11 | 90056 | 10 | 93120 | 12 |
| 82203 | 11 | 90057 | 10 | 93121 | 12 |
| 82204 | 11 | 90310 | 9 | 93122 | 12 |
| 82205 | 11 | 90311 | 9 | 93162 | 12 |
| 82206 | 11 | 90951 | 14 | 93250 | 12 |
| 82207 | 11 | 90952 | 14 | 93252 | 12 |
| 82211 | 11 | 90953 | 14 | 93255 | 12 |
| 82212 | 11 | 90954 | 14 | 93255 | 12 |
| 82213 | 11 | 90955 | 14 | 93255 | 12 |
| 82214 | 11 | 90956 | 14 | 98546 | 5 |
| 82215 | 11 | 90957 | 14 | 98547 | 5 |
| 82216 | 11 | 91090 | 13 | 98548 | 5 |
| 82217 | 11 | 91091 | 13 | 98549 | 5 |
| 82219 | 11 | 91338 | 9 | 98550 | 5 |
| 82250 | 12 | 91342 | 9 | 98551 | 5 |
| 82251 | 12 | 91544 | 8 | 98605 | 6 |
| 82252 | 12 | 91545 | 8 | 98606 | 6 |
| 82253 | 12 | 92202 | 11 | 98608 | 6 |
| 82255 | 12 | 92203 | 11 | 98646 | 5 |
| 82255 | 12 | 92204 | 11 | 98647 | 5 |
| 82255 | 12 | 92205 | 11 | 98648 | 5 |
| 82260 | 7 | 92206 | 11 | 98649 | 5 |
| 82261 | 7 | 92207 | 11 | 98650 | 5 |
| 82266 | 13 | 92213 | 11 | 98651 | 5 |
| 82270 | 10 | 92215 | 11 | 98652 | 5 |
| 82271 | 10 | 92260 | 7 | | |
| 82272 | 10 | 92261 | 7 | | |



agraTronix™

1780 Miller Parkway
Streetsboro, Ohio 44241 USA
p: 330-562-2222 • f: 330-562-7403

800-821-9542 | www.agratronix.com



Supplied by:



Our Strength Lies in Our Roots.