



3-in-1 Garden System

36" x 72" x 53"

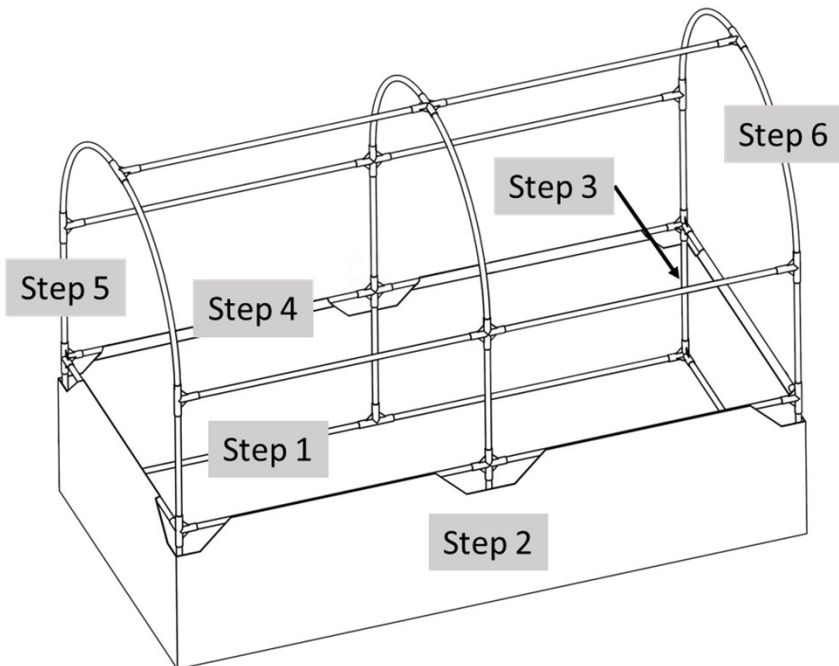














3-in-1 Garden System

36" x 72" x 53"

Thank you so much for your purchase. Please contact us at support@simpotools.com for any assistance. We will respond in one business day.



Parts List

1  Long tube 18 pcs	4  Greenhouse 1 pc	A  T connector 8 pcs
2  Short tube 12 pcs	5  Mesh net 1 pc	C  Cross connector 5 pcs
3  Arched tube 6 pcs	6  Fabric bed 1 pc	D  Elbow connector 4 pcs
		E  K connector 4 pcs

Assembly Instruction

- Step 1** Assemble the rectangular frame base with 6 long tubes (1) and connectors (A) and (D). Press the connectors and tubes firmly against each other for a tight fit.
- Step 2** Lay out the fabric bed (6) on a flat surface and place the frame base inside the bed.
- Step 3** Insert 6 short tubes (2) vertically to connectors (A) and (D) on the frame base.
- Step 4** Insert 6 long tubes (1) into horizontal fabric bed sleeves and connect to the short tubes (2) using connectors (C) and (E).
- Step 5** Insert 6 short tubes (2) vertically into connectors (C) and (E).
- Step 6** Connect the 6 arched tubes (4) and 6 long tubes (1) to the frame using connectors (A) and (C).
- Step 7** Complete the setup with the included greenhouse cover (4) (in cold weather to extend the grow season) or mesh net (5) (in warm weather to keep critters out).