

**Warning:**

- 1-Ride-on car is designed for children up 12-36 months old. Ride's weight must not exceed 25kgs. as there is insufficient strength to support overweight.
- 2-Product is designed to seat 1 child at a time to avoid injuries.
- 3-Parental guidance and supervision are strongly advised to ensure safe riding.
- 4-Adult assembly and installation of all parts are required to ensure safety.
- 5-Batteries to be handled by adults.
- 6-Take care of riding and avoid going near streets, crossroads, all traffic areas, swimming pools, and stairs.
- 7-Without regular check of the product, it will cause overturn or fall
- 8-Check to see occasionally that the nut and bolt on the steering wheel is tight and secure.
- 9-Dangers may present if the product is not correctly assembled.
- 10-Shoes must be worn in use.

**Battery Handling:**


- 1-Battery must be handled by adults only.
- 2-Always remove exhausted batteries.
- 3-Use AA size batteries only.
- 4-Alkaline batteries are recommended.
- 5-Always remove batteries when the unit is not going to be used for an extended period of time.
- 6-When replacing new batteries, always replace all batteries.
- 7-Do not mix old and new batteries.
- 8-Do not mix Alkaline, Standard (Carbon-Zinc), or Rechargeable (Nickel-Cadmium) batteries.
- 9-Do not dispose of batteries in fire, batteries may explode or leak.
- 10-Non-rechargeable batteries are not to be recharged
- 11-Rechargeable batteries are to be removed from the toy before being charged
- 12-Rechargeable batteries are only to be charged under adult supervision
- 13-Batteries are to be inserted with the correct polarity
- 14-The supply terminals are not to be shortcircuited







Item No: 652



**Activity Ride-On**

Instructions Manual

**WARNING**  
ADULT ASSEMBLY  
REQUEST.

**COMPONENTS LIST**

1. Car body 1 pc		2. Steering wheel 1 pc	
3. Backrest 1 pc		4. Screw 3pcs (1 replacement piece)	
5. Spare tire 1pc		6. J-Shaped Stick 1 pc	

"Mercedes-Benz"   and the design of enclosed product are subject to intellectual property protection owned by Daimler AG. They are used by Ningbo Prince Toys Co., Ltd. under license.

### Warning:

- 1-Ride-on car is designed for children up 12-36 months old. Ride's weight must not exceed 25kgs. as there is insufficient strength to support overweight.
- 2-Product is designed to seat 1 child as a time to avoid injuries.
- 3-Parental guidance and supervision are strongly advised to ensure safe riding.
- 4-Adult assembly and installation of all parts are required to ensure safety.
- 5-Batteries to be handled by adults.
- 6-Take care of riding and avoid going near streets,crossroads,all traffic areas,swimming pools,and stairs.
- 7-Without regular check of the product,it will cause overturn or fall
- 8-Check to see occasionally that the nut and bolt on the steering wheel is tight and secure.
- 9-Dangers may present if the product is not correctly assembled.
- 10-Shoes must be worn in use.

### Battery Handling:

- 1-Battery must be handled by adults only.
- 2-Always remove exhausted batteries.
- 3-Use AA size batteries only.
- 4-Alkaline batteries are recommended.
- 5-Always remove batteries when the unit is not going to be used for an extended period of time.
- 6-When replacing new batteries,always replace all batteries.
- 7-Do not mix old and new batteries.
- 8-Do not mix Alkaline,Standard(Carbon-Zinc),or Rechargeable(Nickel-Cadmium)batteries.
- 9-Do not dispose of batteries in fire,batteries may explode or leak.
- 10- Non-rechargeable batteries are not to be recharged
- 11-Rechargeable batteries are to be removed from the toy before being charged
- 12-Rechargeable batteries are only to be charged under adult supervision
- 13-Batteries are to be inserted with the correct polarity
- 14-The supply terminals are not to be shortcircuited


Item No: 652









# Activity Ride-On

Instructions Manual

**WARNING**  
**ADULT ASSEMBLY**  
**REQUEST.**



### COMPONENTS LIST

1. Car body 1 pc		2. Steering wheel 1 pc	
3. Backrest 1 pc		4. Screw 3pcs (1 replacement piece)	
5. Spare tire 1pc		6. J-Shaped Stick 1 pc	

"Mercedes-Benz" and the design of enclosed product are subject to intellectual property protection owned by Daimler AG.They are used by Ningbo Prince Toys Co.,Ltd. under license.