

FOR FRESHER & TASTIER FOOD

gro your own

BLACK GOLD®



Black Gold® Natural & Organic Canadian Sphagnum Peat Moss









- 100% Canadian sphagnum peat moss, the best all-purpose natural soil conditioner
- Particularly suited to acid-loving plants, and may slightly lower the pH of alkaline soils
- Ideal for improving water retention and aeration in garden soil
- Product is compressed and expands
- OMRI Listed® for organic gardening



www.blackgold.bz

Another quality brand from
sun gro
HORTICULTURE

How to Use Black Gold® Natural & Organic Canadian Sphagnum Peat Moss

Application	How Much to Use	How to Apply
 Existing Lawns	1/2" (1 cm) top dressing	Rake on evenly across the entire lawn.
 New Lawns & Lawn Patches	2" (5 cm) dug into the top 6" (15 cm) of soil; 1/2" (1 cm) top dressing	Spread evenly across the lawn. Rototill or dig it into the soil. After seeding, fertilizing and watering lightly, carefully spread a top dressing. Moisten daily for 2-3 weeks.
 New Flower Beds & Vegetable Gardens	2" (5 cm) dug into the top 6" (15 cm) of soil	Spread evenly across the bed surface. Rototill or dig into the soil.
 Existing Flower Beds & Vegetable Gardens	1" (2.5 cm) dug into the top 6" (15 cm) of soil	Spread evenly across the bed surface. Gently work into the soil around existing plants.
 New Bulb Beds	2" (5 cm) dug into the planting depth of the bulbs	Spread evenly across the bed surface. Work into the soil to the same depth that it is recommended the bulbs be planted.
 Trees & Shrubs	1 part peat for every 2 parts soil in backfill mix	Dig hole 3x the root ball width and just as deep. Slope the sides of the hole outward to 45 degrees. Loosen bottom of hole with garden fork. Add backfill. Mix around the root ball. Water and allow to settle. Fill in again with remaining peat/soil mix. Water twice a week for 3-4 weeks.
 Acidic-Soil Plants (azaleas, rhododendrons, roses, conifers, etc.)	Equal parts peat and soil in backfill mix	
 Garden Compost	Combine equal parts peat moss and compost and spread a 2" (5 cm) layer of the mixture across the garden bed.	Rototill or dig the mixture into the top 6" (15 cm) of soil.
Compost Bins	Blend 1" (2.5 cm) of peat moss into every 4" (10 cm) of compostable garden	Blend with compostable material. Add a 2" (5 cm) peat "cap" to help control odor.



We also offer free horticultural advice through our **Ask a Garden Expert** support service.

Learn more and discover expert how-to gardening videos, articles, newsletters and our dealer locator.

sungro
HORTICULTURE
Our Expertise is Growing®
www.sungro.com



Sizes Available:

1.0 CF, 2.2 CF,
3.0 CF, 3.8 CF

Ingredients: Canadian sphagnum peat moss

