



Tongue Jack Instruction Sheet for Kit trailer




Jack mounting bracket and hardware required for tongue jack.



Insert item one (5/16-18 U-type Nut Retainer) into the back of the tongue connection bracket or mounting bracket provided in the kit.

503120



Secure item 2 (tongue jack mounting bracket) with item 3 (5/16 Allen HD Cap Screw) to the tongue connection bracket or mounting bracket



503120