

DR[®] POWER GRADER



Drag Screen Accessory Kit #210861

The Drag Screen Accessory for your DR[®] Power Grader is designed to produce a more highly finished surface when using fine dry materials such as sand and to remove the small lines or ridges sometimes left by the scarifying teeth or grader wheels during the initial grading process.

It is also very helpful in the seeding of large areas. By lifting the scarifying teeth and scraper bar of your Power Grader above the working surface so that only the wheels make contact, the screen simply and effectively distributes the top soil uniformly over the seed.

Installation

1. Locate the chains at the front corners of the screen (**Figure 1**).
2. Squeeze the first link to the open position (**Figure 2**) and insert the link in the **bottom** hole at the rear of the Power Grader frame (**Figure 3**). Repeat for the other side.

Maintenance

We recommend hanging the screen on a wall by the pull chains or rolling it up for storage against a wall to reduce the possibility of kinking.

If you have any questions, please visit us at www.DRpower.com or call 1-800-DR-OWNER (376-9637) for assistance.

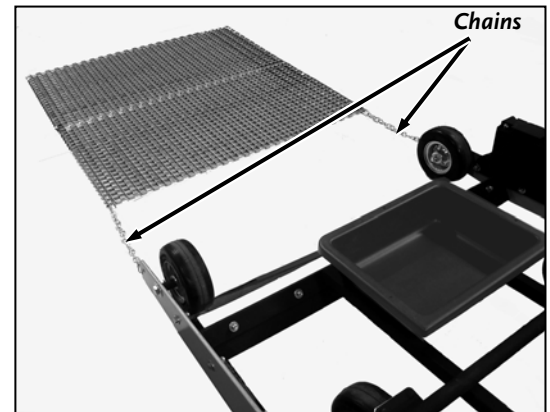


Figure 1

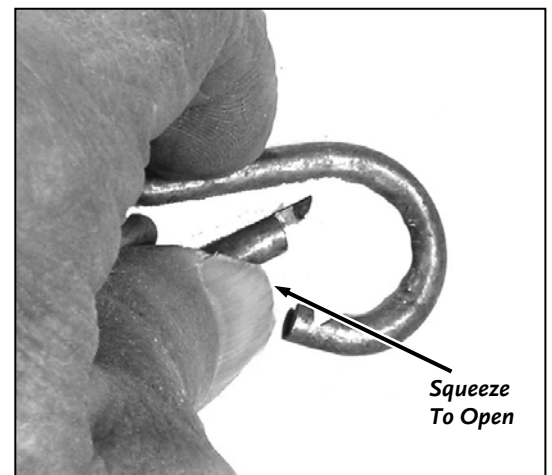


Figure 2

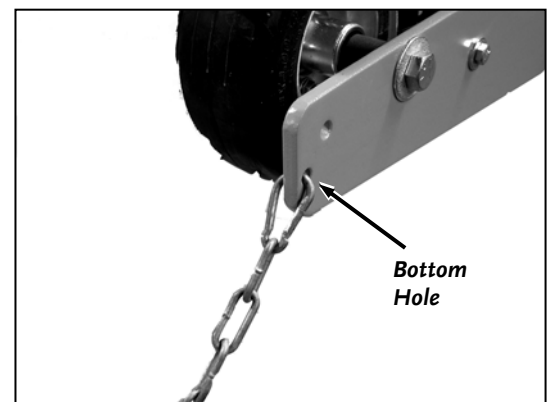


Figure 3