


PET STROLLER

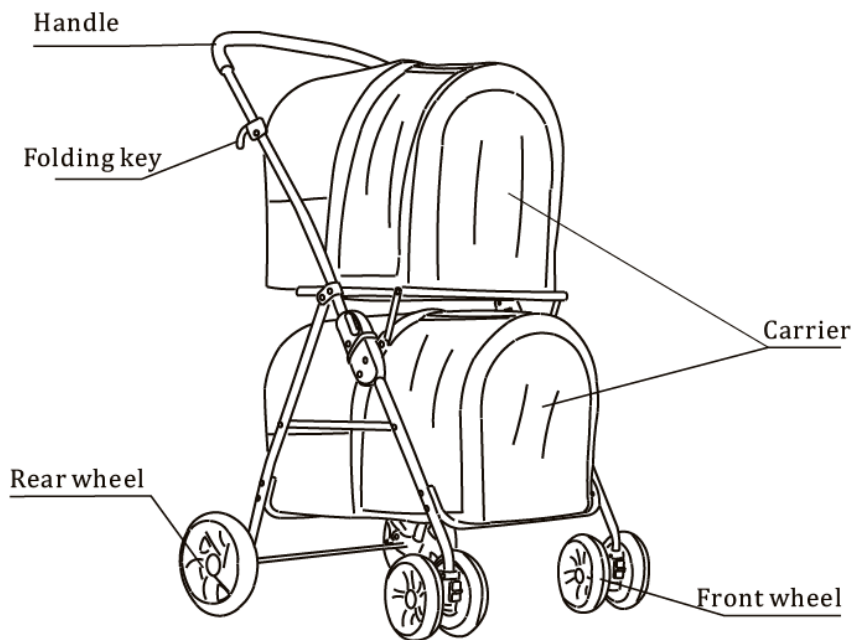
Installation instructions

For Pets Only



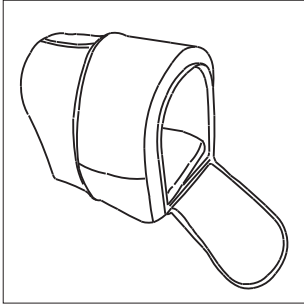
This is not a toy. Under no circumstances should this pet stroller be used by or for children.
Esto no es un juguete. Bajo ninguna circunstancia este artículo debe ser utilizado por o para niños.

Components:

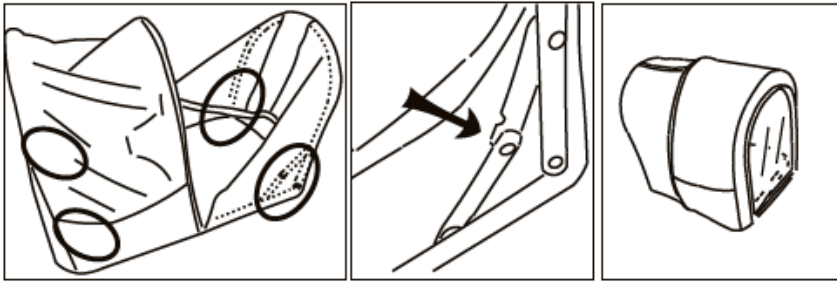


Assembly:

Stroller Basket Assembly



1. Open and close the pet carrier with the zipper as shown above.

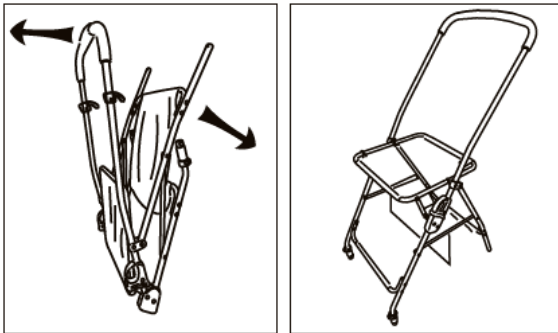


2. Pull up the carrier fabric as shown above.

3. Press the hinges in all 4 corners to lock into place.


4. Pull close the zipper as shown above.

Frame/Wheel Assembly



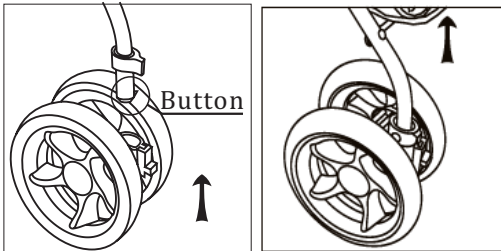
5. Take out the frame and pull up the handle as shown in the picture.

6. Keep pulling the handle upward until you hear the "click" sound.



6. Attach the carrier on frame by hook and loop fasteners.

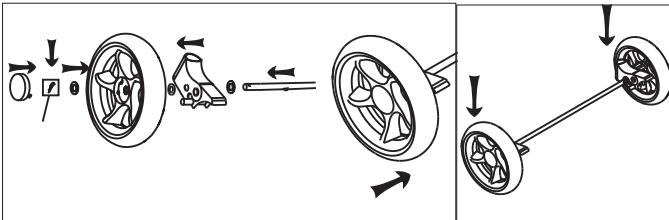
Assemble front wheels



7. Attach the front wheels: push the front wheels on the frame until you hear a "click" sound as in picture.

8. Press down the button as picture, push the wheels up into the stroller as shown in the picture.

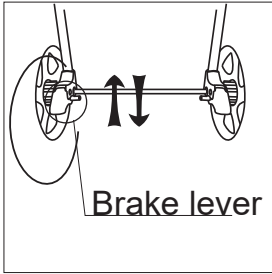
Attach the back wheels onto the axle.



9. Put 1 washer, 1 brake lever, 1 washer and the wheel through the axle as shown above. Next put 1 washer and 1 clip into the axle. To complete this step, cover with a cap.

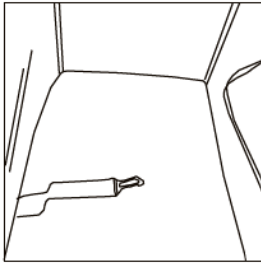
10. To assemble the rear wheels: insert the back tubes into wheel-holders with the brakes backward.

Brake



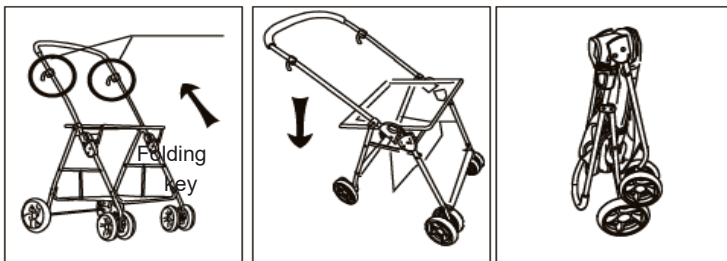
11. Using the brake: step down the brake levers to park the stroller; push up the brake levers to release it.

Safety belt



12. Use the safety belt while the pet is in the carrier.

Folding the stroller



13. Take the two carriers off first, then pull up the folding keys on both sides at same time as shown above.

14. Press down the frame as shown above.

WARNING

- This is not a toy. Under no circumstances should this pet stroller be used by or for children.
- Not intended to be used as a restraining device for aggressive animals.
- Do not leave your pet unattended while in the stroller.
- Do not use near an open or exposed flame.
- Do not leave pet unsupervised in stroller.
- This stroller is designed for one pet only. Do not place more than one pet in the stroller.
- Do not hang bags from handles, this could cause the stroller to become unstable.
- Do not use on escalator or stairs; always fold the stroller and carry it.
- Put on the brake whenever you park the stroller.
- Ensure stroller is completely vertical and check that all locks are engaged before placing pet in stroller.
- Do not exceed the maximum weight of 35 lbs.
- Failure to follow these warnings and the instructions could result in serious injury or death.