

item #15057
overall dimensions
89" L X 45.6" W X 47.5" H
226 cm x 116 cm x 121 cm

ready to assemble -- tools required:
electric drill with phillips bit and/or a phillips screwdriver, small pair of pliers

If you have any questions or concerns about this product contact our customer service department at 1-800-295-2243 Mon-Fri 8:00 - 4:00 MST or email us at hello@warepet.com

chicken shanty
assembly instructions

warepet.com

Thank you for your purchase. Follow these detailed instructions to properly assemble your new **chicken shanty coop**. To ensure assembly success, please read all care guides carefully prior to assembly and installation.

warnings & cautions

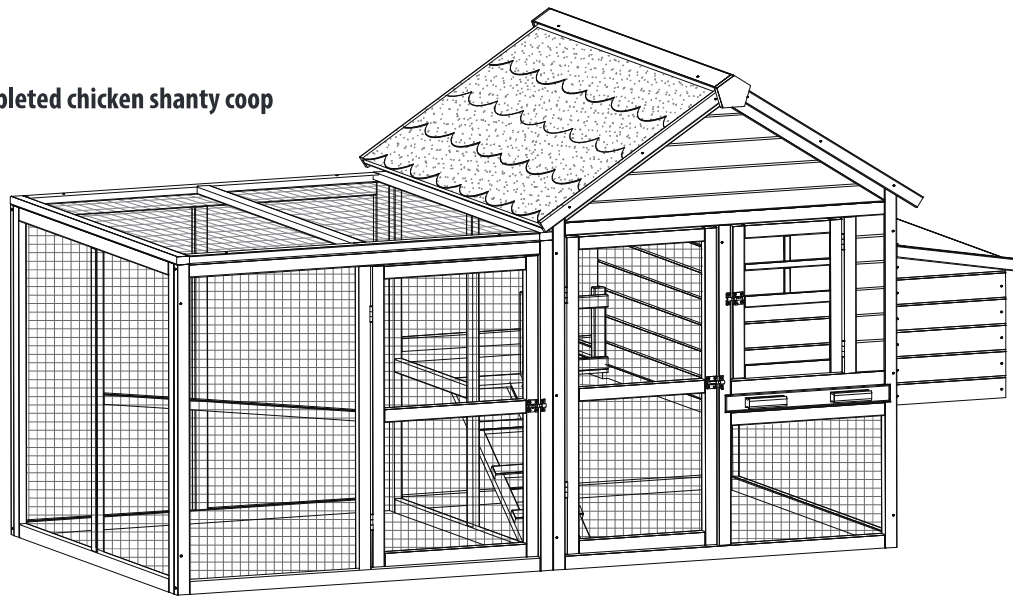
- Coop should be placed on a flat level surface for stability.
- Keep small parts away from pets/children to avoid choking hazard.
- Follow instructions in this manual to avoid personal injury to pet or property damage.
- This coop is for chicken use only, it is not suitable for children or other animals.
- Keep all tools and instructions in a safe place for future reference.
- Always supervise your flock when using this item. Inspect product regularly and re-tighten screws as needed.
- For additional stability, coop can be anchored to the ground.

warepet.com















If you have any questions or concerns about this product contact our customer service department at 1-800-295-2243 Mon-Fri 8:00 - 4:00 MST or email us at hello@warepet.com

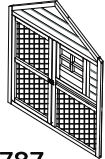
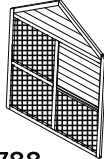
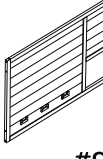
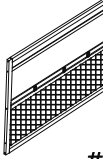
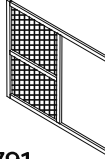






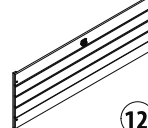
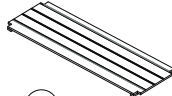
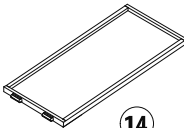
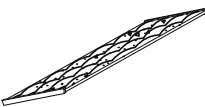


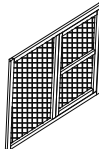
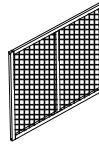
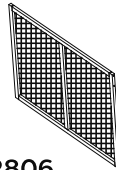
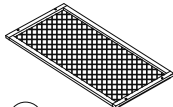
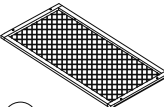



Due to ongoing product improvements, product photo on packaging may not match finished product.

completed chicken shanty coop



HARDWARE

		1- ³ / ₄ " (3.5 x 45mm)	28pcs	#902780			1/2" (3.0 x 14mm)	4pcs	#902783
		1- ³ / ₈ " (3.5 x 35mm)	12pcs	#902781			³ / ₈ " (3.0 x 10mm)	2pcs	#902784
		1" (3.5 x 25mm)	8pcs	#902782			2- ³ / ₈ " (3.5 x 60mm)	6pcs	#902785
							(M6 x 50mm)	4pcs	#902786

PARTS						
	① #902787	② #902788	③ #902789	④ #902790	⑤ #902791	⑥ x3 #902792
						
⑦ #902793	⑧ #902794	⑨ #902795	⑩ #902796	⑪ #902797	⑫ #902798	⑬ #902799
						
⑭ #902800	⑮ #902801	⑯ #902802	⑰ #902803	⑱ #902804	⑲ #902805	⑳ #902806
						
㉑ #902807	㉒ #902808	㉓ x3 #902809	㉔ #902810	㉕ #902899		

care tip

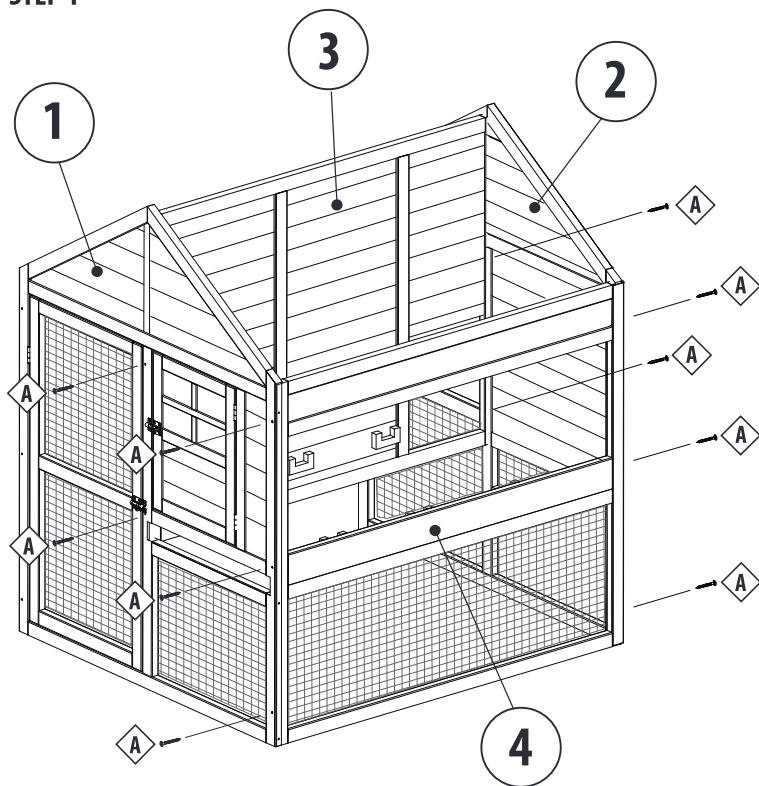
To protect the wood on your pen you need to re-apply the protective stain finish at least 1x each year. Use a safe and non-toxic water based stain (available at your local paint or hardware center). Keep pen in a safe area away from high winds and extreme temperatures.


warepet.com

If you have any questions or concerns about this product contact our customer service department at 1-800-295-2243 Mon-Fri 8:00 - 4:00 MST or email us at hello@warepet.com

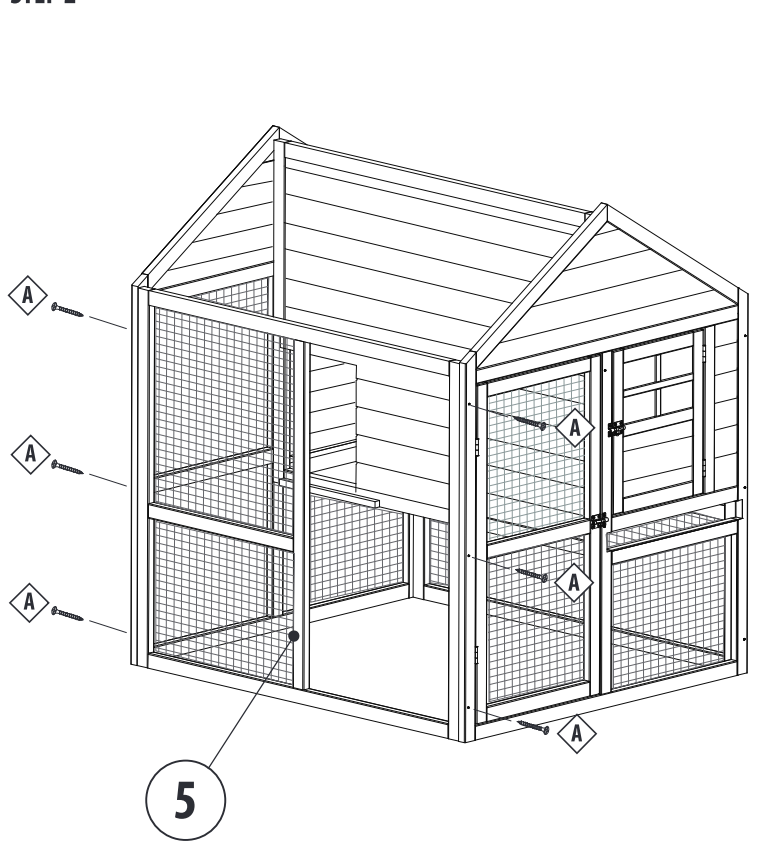
Due to ongoing product improvements, product photo on packaging may not match finished product.


STEP 1



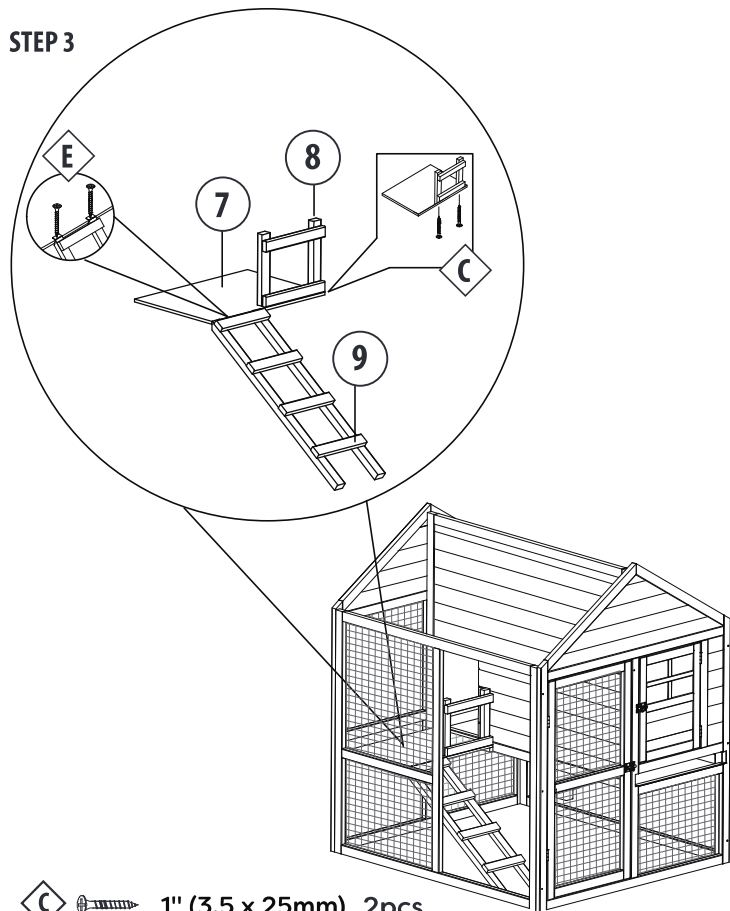
A  1-3/4" (3.5 x 45mm) 10pcs


STEP 2




A  1-3/4" (3.5 x 45mm) 6pcs

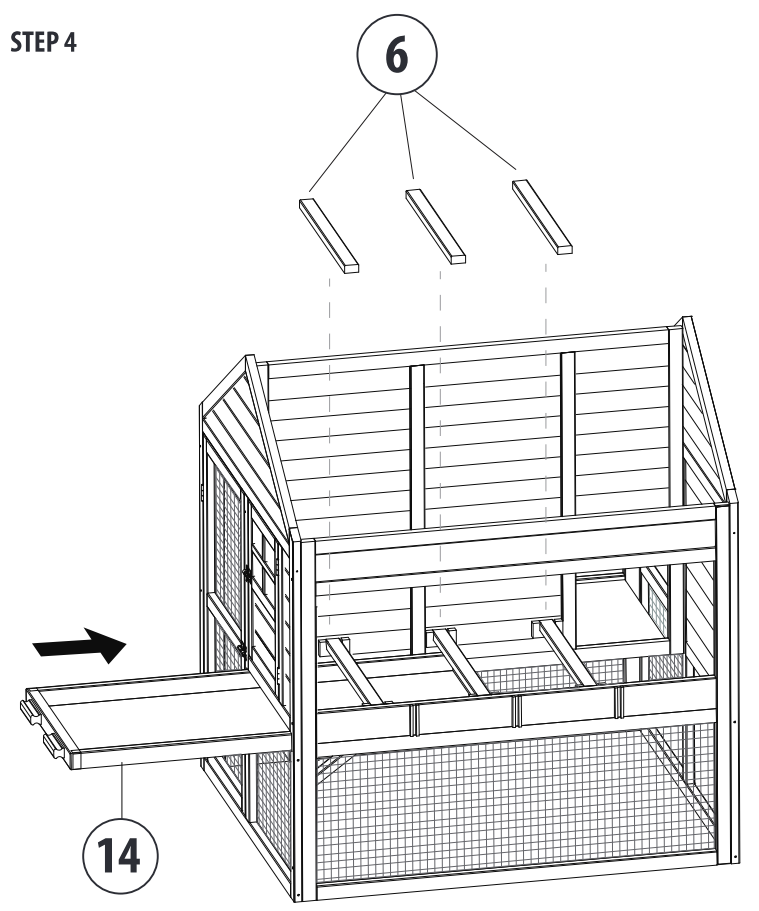
STEP 3



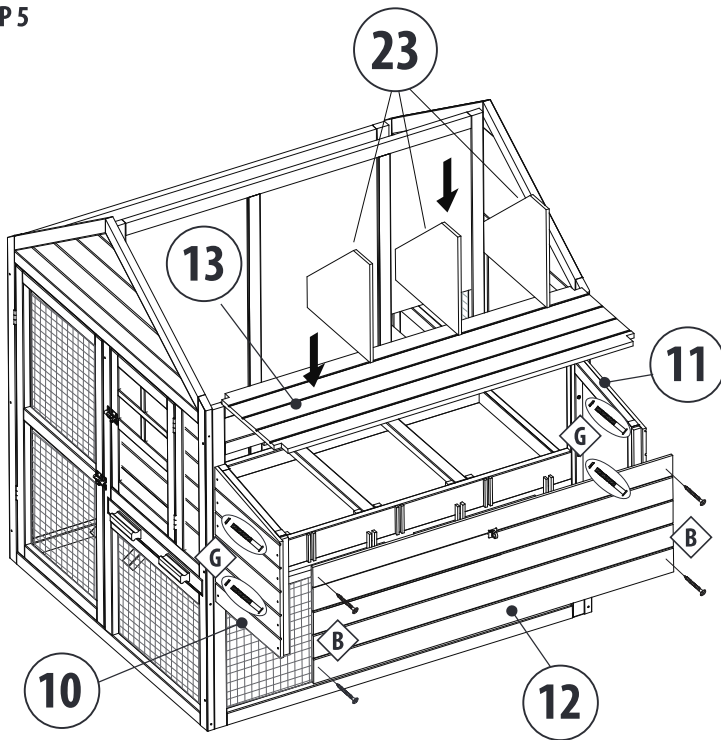
C  1" (3.5 x 25mm) 2pcs



E  3/8" (3.0 x 10mm) 2pcs

STEP 4

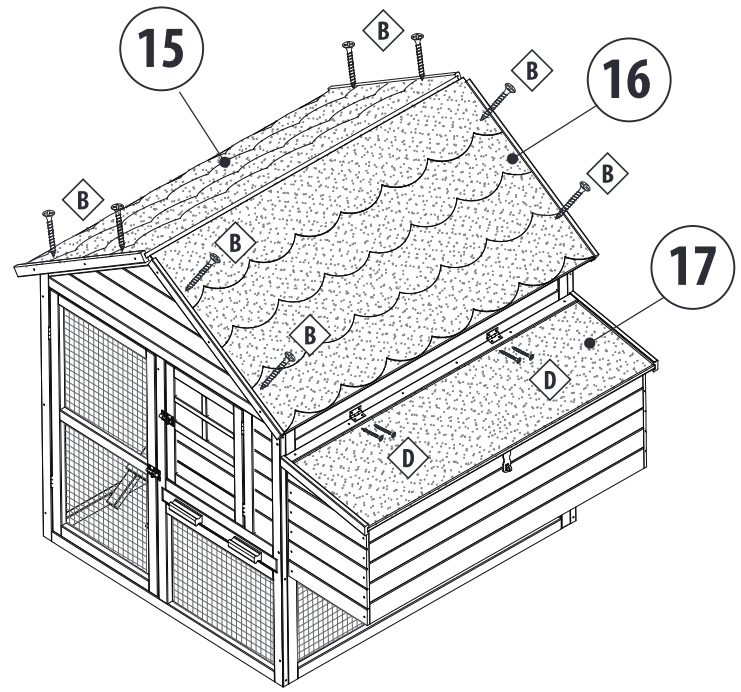




STEP 5



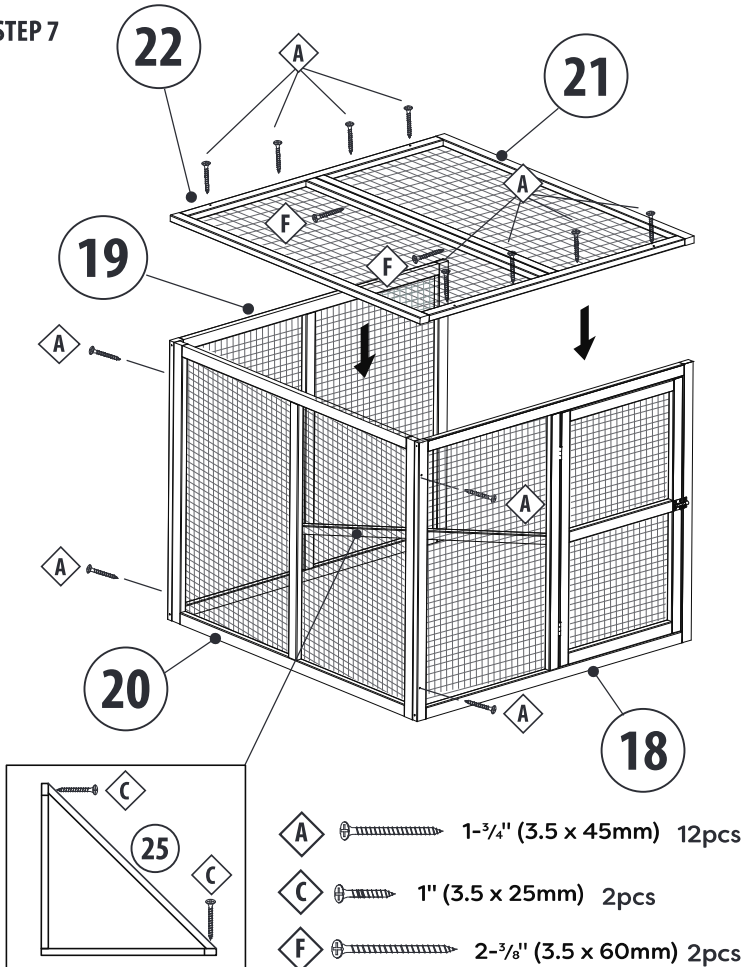
- B**  1-3/8" (3.5 x 35mm) 4pcs
- G**  (M6 x 50mm) 4pcs




STEP 6



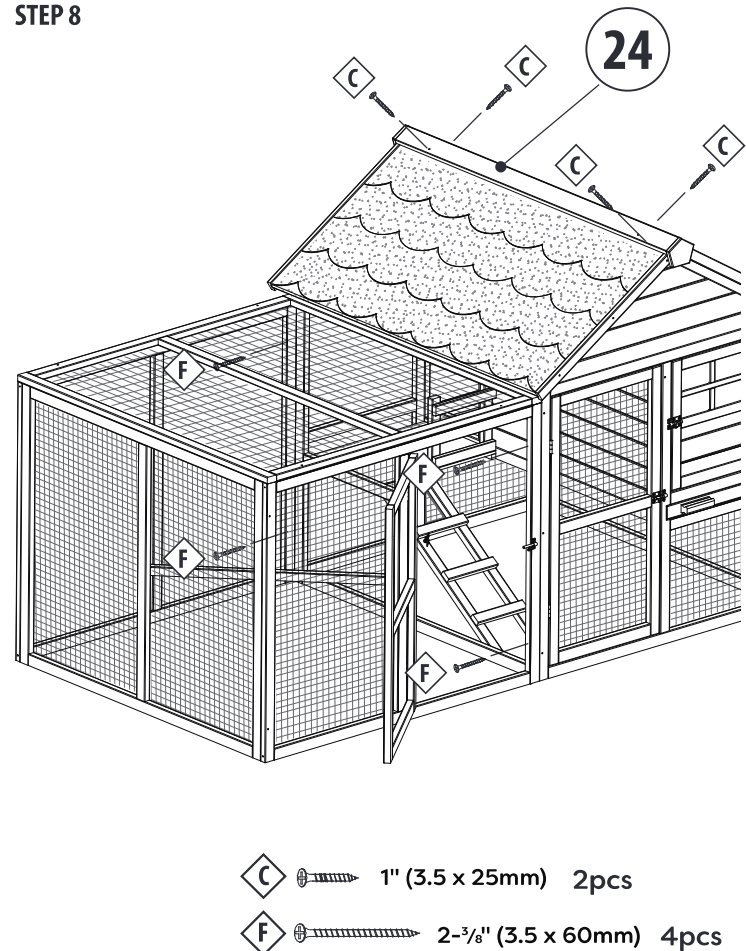
- B**  1-3/8" (3.5 x 35mm) 8pcs
- D**  1/2" (3.0 x 14mm) 4pcs



STEP 7



- A**  1-3/4" (3.5 x 45mm) 12pcs
- C**  1" (3.5 x 25mm) 2pcs
- F**  2-3/8" (3.5 x 60mm) 2pcs

STEP 8



- C**  1" (3.5 x 25mm) 2pcs
- F**  2-3/8" (3.5 x 60mm) 4pcs