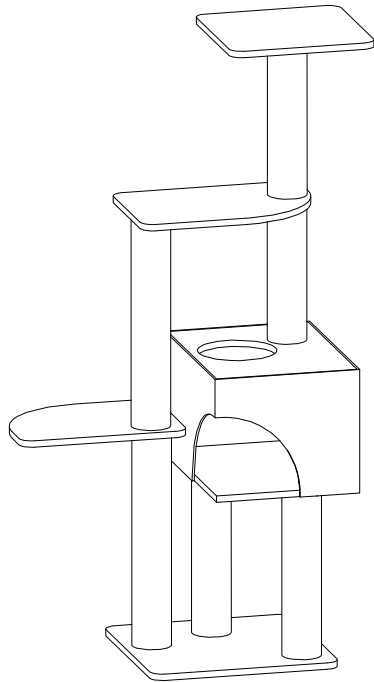


07

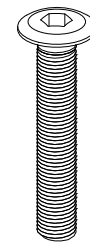
PP200055




- 1>For additional stability, tight screws and posts as much as you can and place item against wall or corner.
- 2>Inspect product often and re-tight screws if necessary.
- 3>Supervise your pet the first time they use it.
- 4> **Not intend for outdoor purpose.**
- 5>**KEEP AWAY FROM CHILDREN TO AVOID ACCIDENT.**

- 1>Pour une sécurité accrue, bien serrer les vis et les montants et placer l'unité contre un mur ou dans un coin.
- 2>Nous vous conseillons de vérifier le produit souvent et de resserrer les vis au besoin.
- 3>Surveiller votre animal la première fois qu'il se sert du griffoir.
- 4> **Non destiné à un usage extérieur.**
- 5> **PAR PRUDENCE, NE LAISSEZ PAS UN ENFANT JOUER AVEC CE GRIFFOIR.**

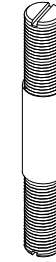
- 1>Para una mayor estabilidad, apriete los tornillos y fije bien los postes tanto como pueda. Coloque el artículo en una esquina o contra la pared.
- 2>Inspeccione el producto a menudo y vuelva a apretar los tornillos de ser necesario.
- 3>Supervise a sus mascotas la primera vez que lo usen.
- 4>No apto para ser usado en exteriores.
- 5>**MANTÉNGASE FUERA DEL ALCANCE DE LOS NIÑOS PARA EVITAR ACCIDENTES.**



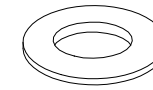
1x



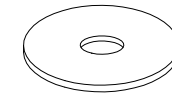
3x



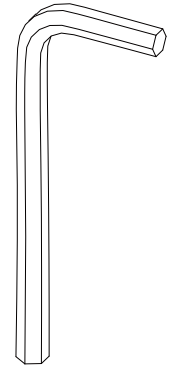
2x



3x



1x



1x



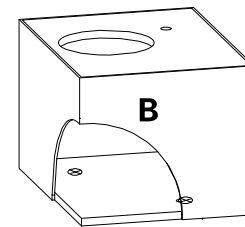
1x



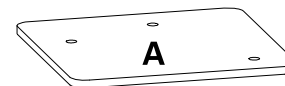
1x



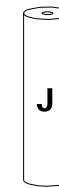
1x



1x



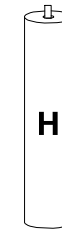
1x



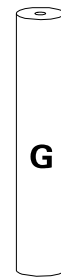
1x



1x



2x

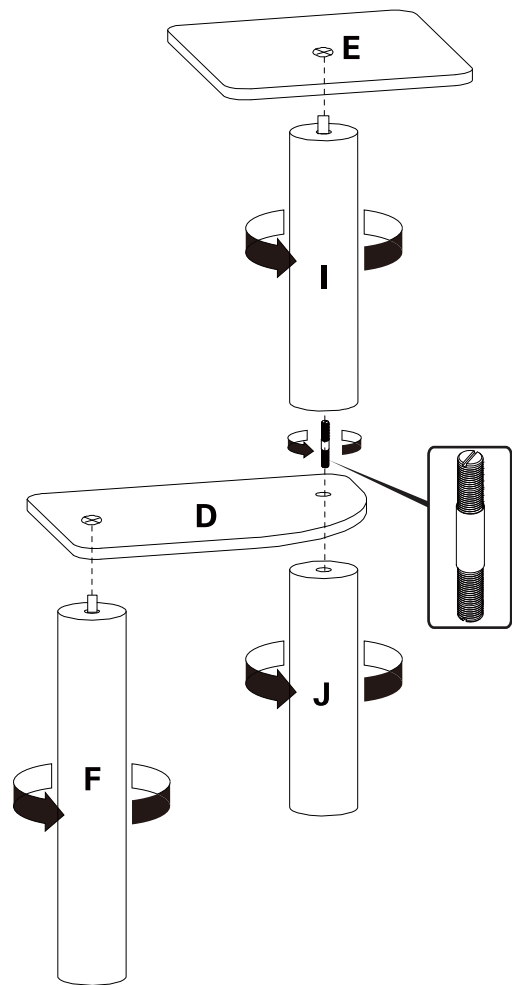


1x

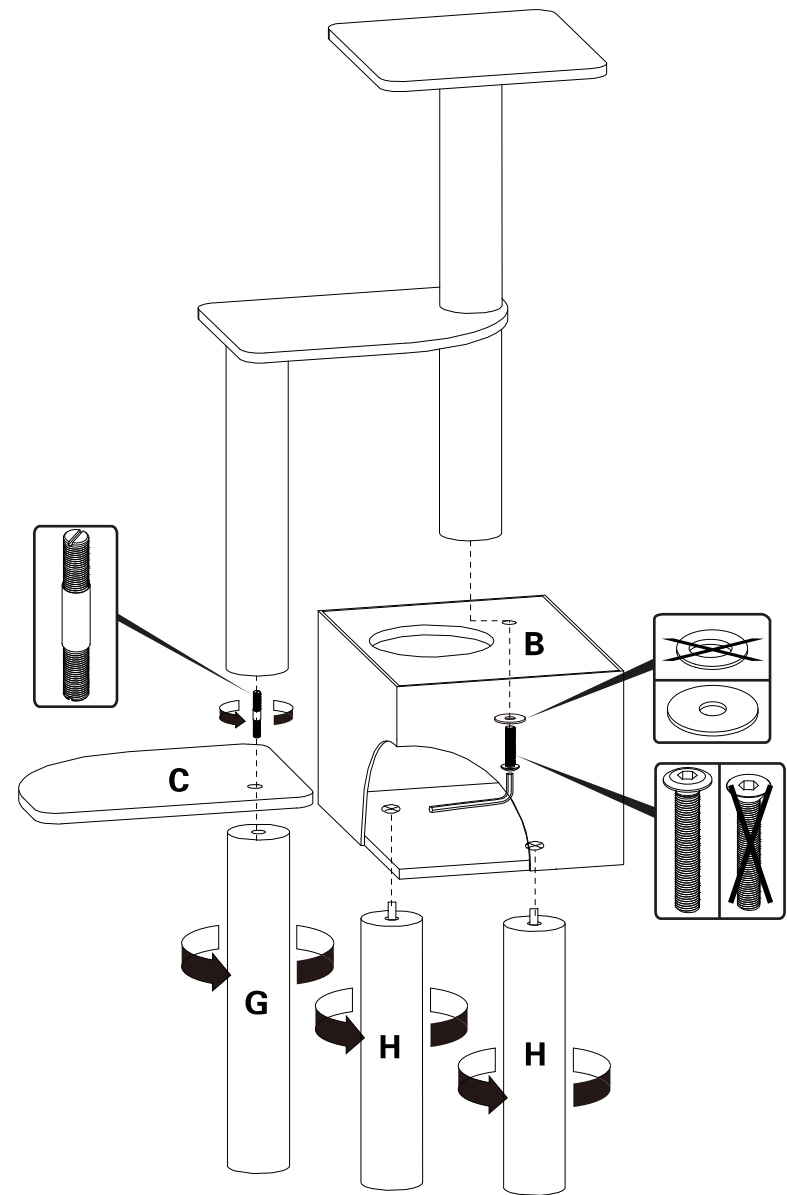


1x

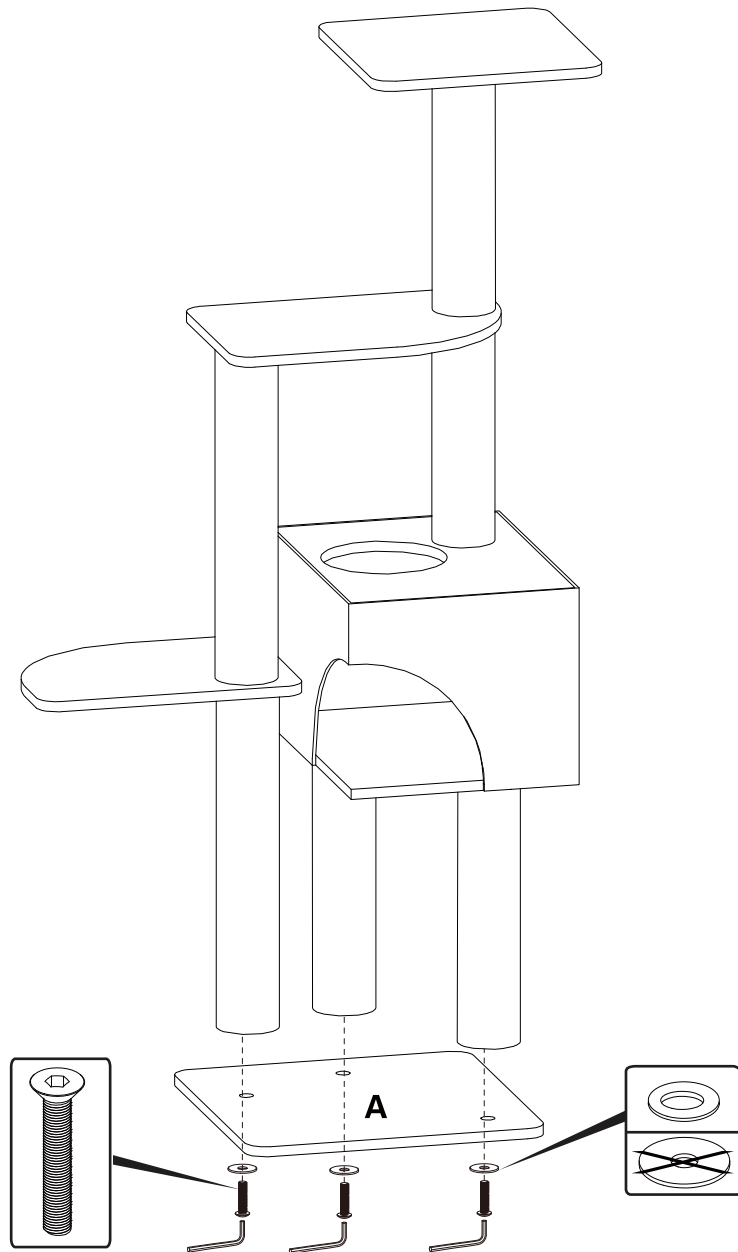
1



2



3



Warning:

Lift the whole product to move around, do not slide
Manufacturer and retailers are not responsible for any
damaged-on floors and other places/ objects caused by
improperly moving the product.

Cleaning Tips:

Please use lint roller

Vacuum gently small areas such as perch if necessary.

Avertissement:

Toujours soulever l'item pour le d é placer, ne pas glisser
Le manufacturier et le d é taillant ne sont pas responsable
de tout dommage caus é par une mauvaise manipulation
du produit

Conseils d'entretien:

Utiliser un rouleau adh é sif

Utiliser un aspirateur lorsque n é cessaire, tel que sur les perchoirs

¡Advertencia!

Levante todo el producto para moverlo, no deslizar

El fabricante y los minoristas (comercios) no son responsables del
daño al piso u otros lugares/productos causado por mover
inapropiadamente el producto.

Consejos de limpieza:

Por favor use rodillo de pelusa

Aspire suavemente las áreas pequeñas como la percha si es
necesario