

ITEM # AWCLET Acacia Wood Cross-Leg End Table

Assembly Instructions - Max Weight Capacity 200 lbs

Components:



1 Piece Table Top



2 Pieces Table Legs



1 Piece Center Post

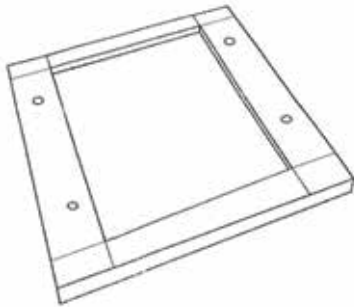


4 Long Bolts
2 Short Bolts

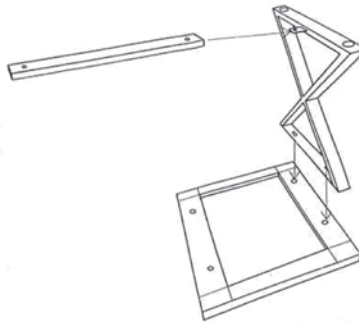


1 Hex Wrench

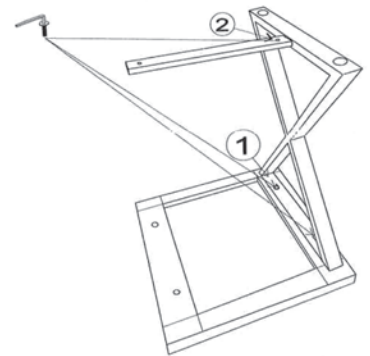
(Not Shown: 4 Pieces Self-Leveling Feet)



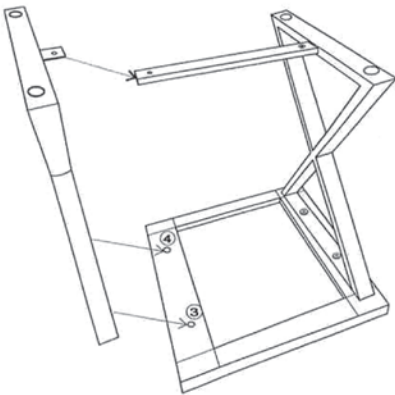
1) Place Table Top on smooth surface.



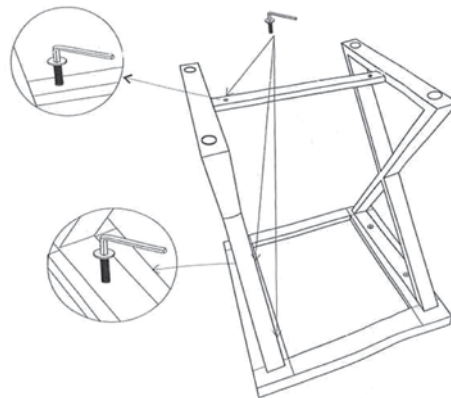
2) Attach Table Legs to Table Top using 2 Long Bolts.



3) Attach Center Post using 1 Short Bolt.



4) Attach remaining Table Leg using 2 Long Bolts.



5) Attach Opposite side of Center Post with 1 Short Bolt.



6) Attach Self-Leveling Feet if desired. Place table upright.

If you experience a problem, have questions or need parts for this product, visit our website call Customer Service at **1-636-532-9888, Monday-Friday, 8 AM - 4 PM Central Time**