

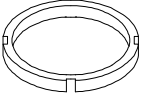









SWIVEL COUNTER & BAR STOOL
 (NR104852-FCS-HS & NR104854-FCS-DI)
 (NR104851-FBS-HS & NR104853-FBS-DI)

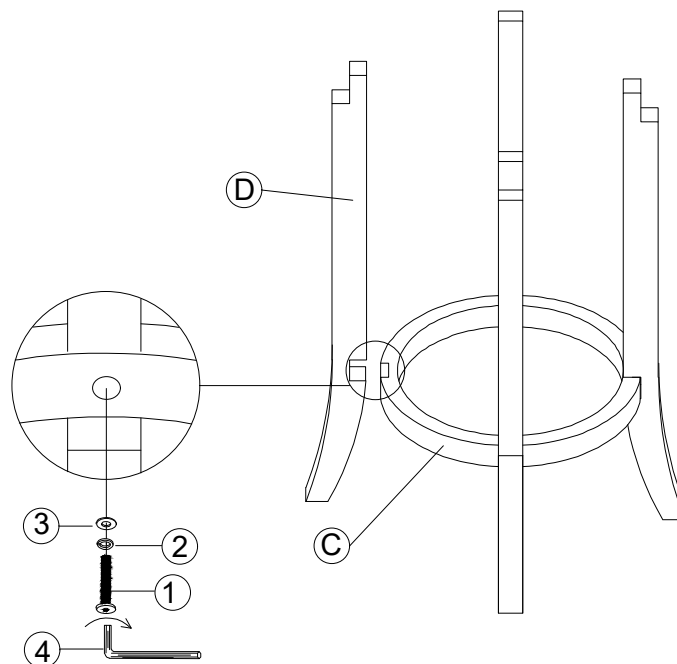
ASSEMBLY INSTRUCTIONS
 1 OF 2

DO NOT TIGHTEN SCREWS UNTIL COMPLETELY ASSEMBLY!

PART LIST		
A	 SEAT	1 PC
B	 FRAME	1 PC
C	 ROUND STRETCHER	1 PC
D	 LEG	4 PCS

HARDWARE		
1	 LONG BOLT $\text{Ø}1/4" \times 12 \times 1-1/2"$	16 PCS
2	 SPRING WASHER $\text{Ø}1/4" \times 10D \times 1.1\text{mm}$	20 PCS
3	 FLAT WASHER $\text{Ø}1/4" \times 19D \times 2\text{mm}$	20 PCS
4	 ALLEN KEY 2-1/4" x 4mm	1 PC
5	 SHORT BOLT $\text{Ø}1/4" \times 12 \times 3/4"$	4 PCS
6	 SWIVEL BASE	1 PC

Step 1

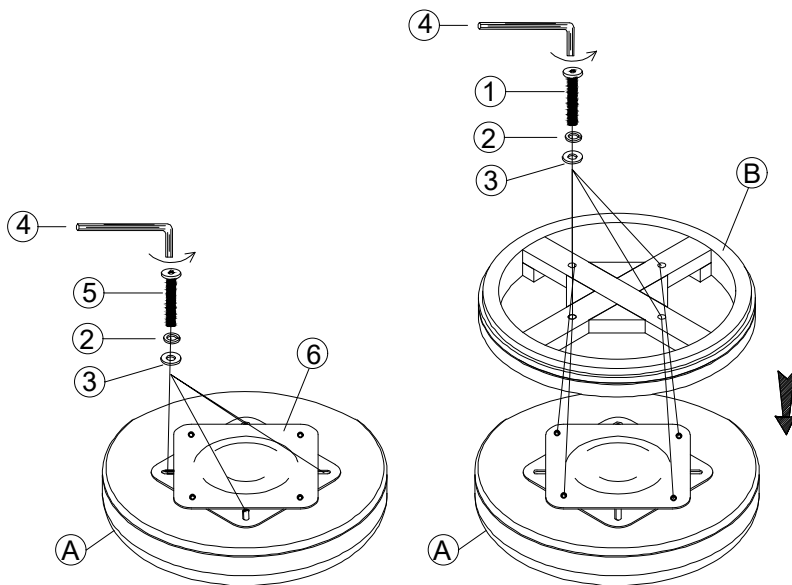


SWIVEL COUNTER & BAR STOOL
(NR104852-FCS-HS & NR104854-FCS-DI)
(NR104851-FBS-HS & NR104853-FBS-DI)

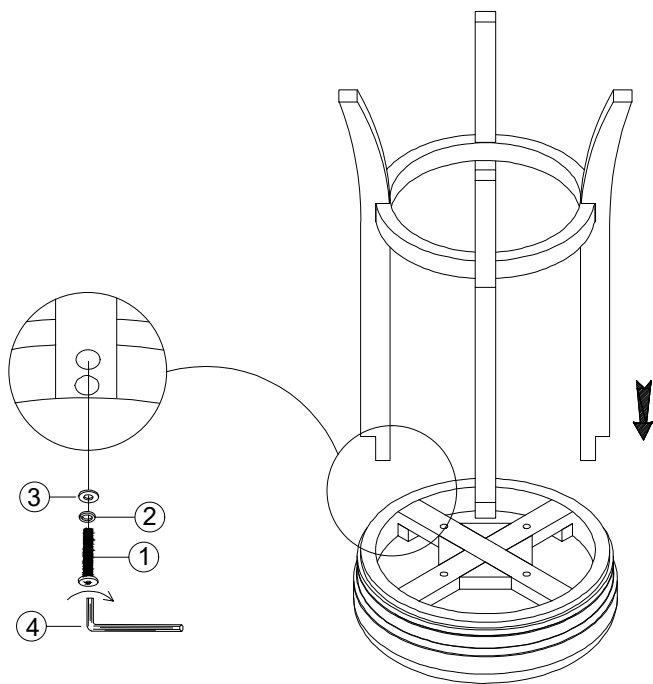
ASSEMBLY INSTRUCTIONS
2 OF 2

DO NOT TIGHTEN SCREWS UNTIL COMPLETELY ASSEMBLY!

Step 2



Step 3



Complete

