
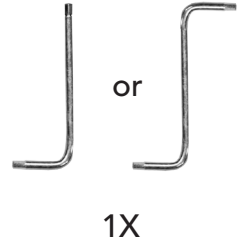
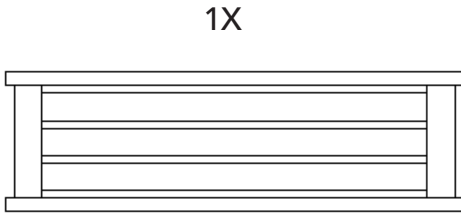
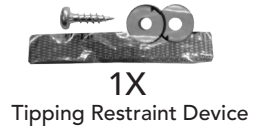
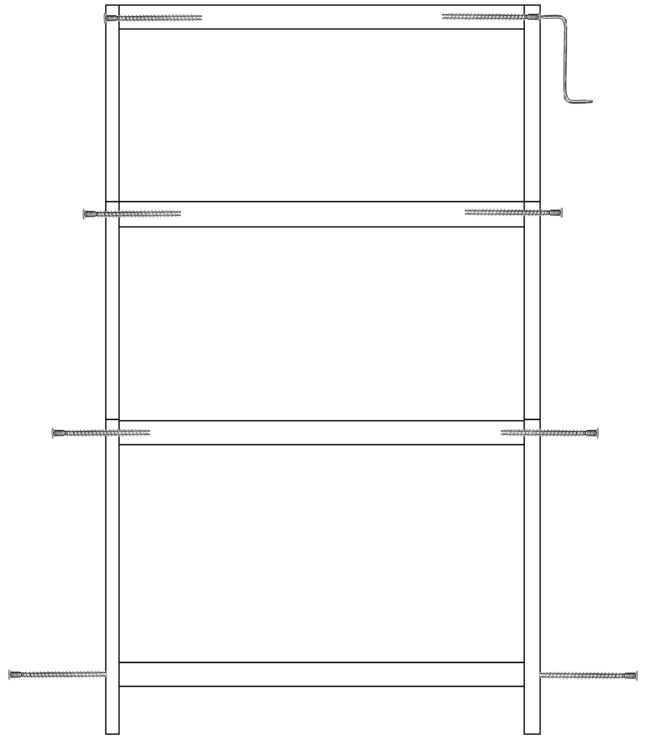
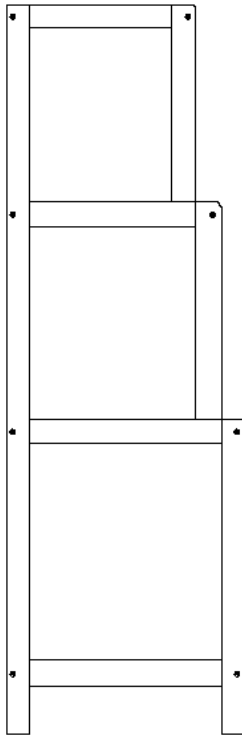


2022
4-Tier Stepback Shelf



2X



Tipping Restraint Device is provided.
All wall materials vary and will require
different attachment methods.
Please seek professional advice for the proper
material and installation method
to attach the shelf unit to the wall.

The producer of the product and
assembly instructions assumes
no responsibility or liability to the
risk of improper assembly and/or
misuse of the product.

New Ridge LLC
(DBA: New Ridge Home Goods)
6373 Lee Highway
Atkins, Virginia, USA 24311

Service@NewRidgeHomeGoods.com

Tele: 276-782-3830



NO CLIMBING



**AN OPTIONAL TIPPING RESTRAINT DEVICE
IS PROVIDED FOR ADDITIONAL SAFETY**

- 1) See above Tipping Restraint Device
- 2) Open Tipping Restraint Device package and remove the screw, washers and strap.
- 3) Secure the strap under the top or middle shelf of the furniture with the provided washer and screw. Then connect the strap to the wall using an appropriate anchor, washer and screw (not included) for your wall.

