

**Assembly Instructions**  
**Instructions de Montage**  
**Montageanleitung**  
**Instrucciones de Montaje**  
**Istruzioni di montaggio**  
**Montagevoorschrift**  
**Instruções de montagem**

Notes and Warnings – Please Read Carefully Prior to Assembly  
Notes et avertissements – Veuillez lire attentivement avant l'assemblage  
Anmerkungen und Warnhinweise – Bitte sorgfältig vor der Montage lesen  
Opmerkingen en waarschuwingen – Voor het monteren aandachtig doorlezen  
Notas y advertencias: lea con atención antes de montar  
Osservazioni e avvertimenti – Leggere attentamente prima dell'assemblaggio  
Notas e Avisos – Leia cuidadosamente antes da montagem

- EN** • Please assemble the table on a flat surface.  
• The table should only be cleaned using soap, water and a soft cloth.
- FR** • Veuillez assembler la table sur une surface plane.  
• Pour nettoyer la table, utilisez un chiffon doux, de l'eau et du savon uniquement.
- DE** • Bitte montieren Sie den Tisch auf einer ebenen Fläche.  
• Zur Reinigung des Tisches sind nur Seifenlauge, Wasser und ein weiches Tuch zu verwenden.
- NL** • Monteerde tafel op een egaal oppervlak.  
• De tafel mag alleen met water, zeep en een zachte doek worden gereinigd.
- ES** • Monte la mesa sobre una superficie plana.  
• La mesa sólo debe limpiarse utilizando jabón, agua y un paño suave.
- IT** • Assemblare ogni componente su una superficie piana.  
• Per la pulizia dei componenti del tavolo, utilizzare solo sapone, acqua e un panno pulito.
- PT** • Monte cada peça da mesa numa superfície plana.  
• As peças da mesa devem ser limpas apenas com sabão, água e um pano macio.




100 x 260 cm  
100 x 300 cm


A1 7x



A2



A3



A4



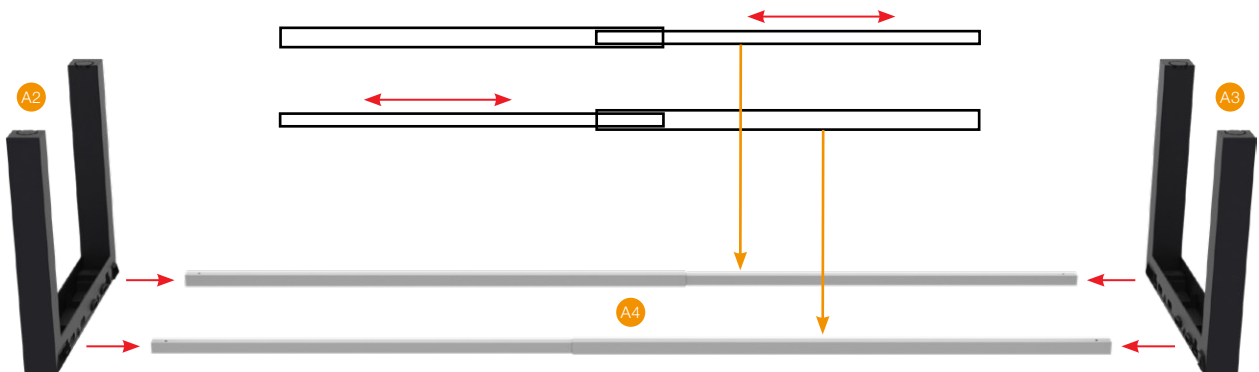
A5 4x



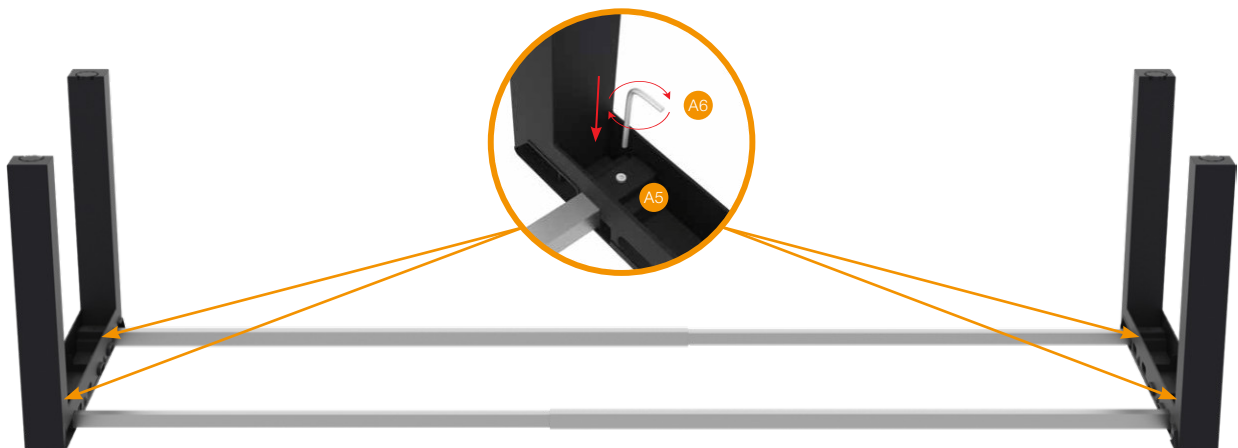
A6



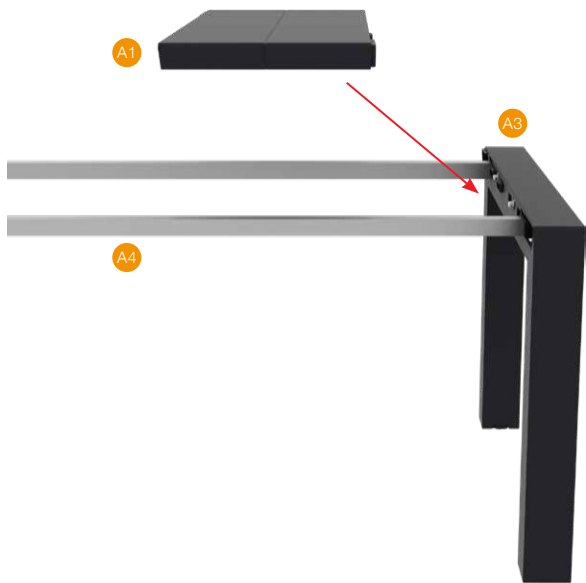
1



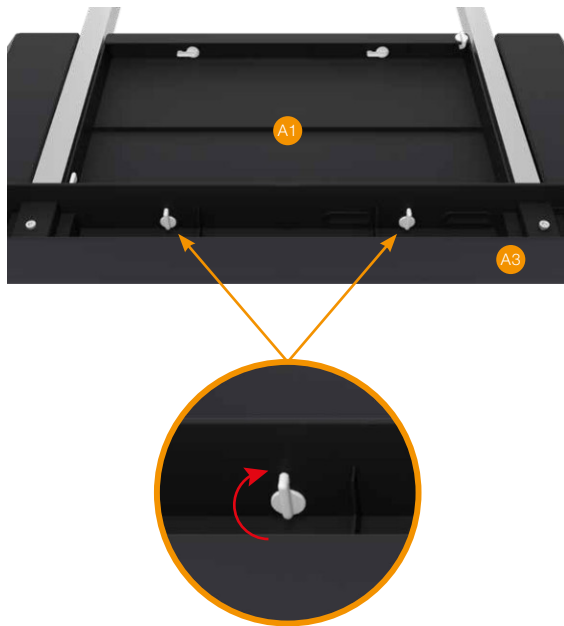
2



3




4



5



6



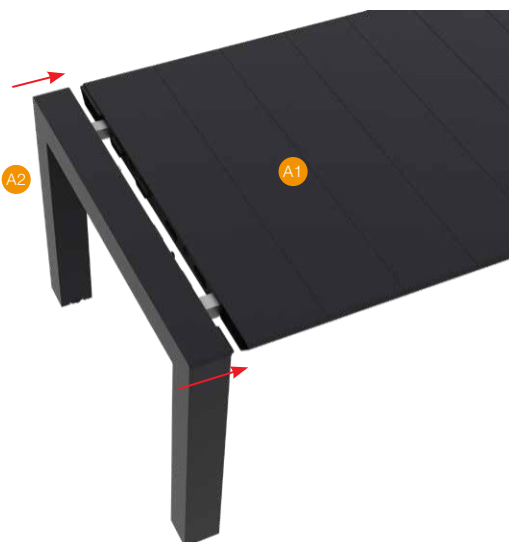
7



8



9



10

