



Care for Life

Always wear a properly fitted helmet and safety gear while riding.



Correct fitting:
Make sure your helmet is properly secured and strapped at all times while riding.



Incorrect fitting:
Ensure your forehead is not exposed and vulnerable to injury.

PLEASE READ THIS MANUAL THOROUGHLY

INSTRUCTIONS

In this manual, you'll be given instructions on safe operation and safe product usage that all riders need to follow.

CAUTION

In this manual the word CAUTION indicates a potentially dangerous situation, and if not avoided could cause potential injury.

WARNING

In this manual the word WARNING indicates a potentially dangerous situation, and if not avoided could cause serious injury or death.

STORAGE NOTE

Avoid prolonged exposure to sunlight or rain. When not in use, store indoors.

INTRODUCTION

This manual is designed to give you the information needed for proper and safe use. For beginners please ride on open areas without obstacles. Please read this manual thoroughly before riding your bike.

1 Power switch



2 Throttle

Used to accelerate the bike.



3 Speed switch

The bike is set in first gear by default. For 2nd gear you compress the button.




4 Electric Brake

Pull the brake level to reduce speeds while riding.



5 Charging port

Fully charge the battery (up to 4 hours) prior to first time use for best operation and longevity.




WARNING!

Please do not ride this bike in poor visibility, do not use for doing stunts or jumps and do not carry passengers. Doing these actions increase the risk of injury.

SPECIFICATIONS

Model:	MMS-E13
Age:	5 to 12 Years
Net Weight:	22 lbs. / 10 kg
Weight Capacity:	132 lbs.
Battery Range:	11Miles
Maximum Output Power:	350W
Maximum Torque:	18.7 ft.lbs.
Speed:	1st Gear 8.7 mph/ 2nd Gear 15.5 mph
Front and Rear Tires:	16 Inch
Front Wheel:	5 Spoke Plastic Hub
Rear Wheel:	6 Spoke Alloy Hub
Seat Height:	16 in.- 23 in. Adjustable
Brake Type:	Mechanical Disc Brake
Drive Type:	Rear Drive

PRODUCT DETAIL SPECIFICATIONS




Rubber Handle Grips
Prevent hands from slipping for safer riding

Comfortable Seat
Ergonomic design
All day comfort for riders



Adjustable Seat
Adjust height as needed
Works for riders of various sizes

16" Front & Rear Tires
Superior grip while riding
Works on all riding surfaces



NOTES

DRIVING

- Wear bright, reflective clothing when riding at dusk
- Do not ride on roads or highways
- Do not perform stunts or jumps or carry passengers

BATTERY

- Do not operate while battery is charging
- Do not store the battery for long periods on a full charge
- For best results deplete the battery fully prior to charging

PLEASE STOP USE UNDER THESE CONDITIONS

- Any damage occurs to the bike
- The battery releases abnormal odor or heat

PROPER STORAGE

Keep the battery out of reach of children and pets. Misuse can lead to serious injury or death.

CARE & MAINTENANCE

- Do not use anti-rust agent to lubricate product parts.
- If the bike is subjected to water dry it immediately.