



ITEM # TPGDSET



Tire Deflators Set with 2" Tire Pressure Gauge Instruction Manual



Includes: 1 x Tire Pressure Gauge w/Rubber Cover (D)



Includes:
4 x Brass Deflator Valves

Includes:
4 x Plastic Valve Caps

Includes:
4 x Steel Valve Caps

Features:
Reset Button

Off-road tires require significantly less pressure when driving in sand and mud, allowing for a much wider track. Tire deflators easily screw onto your tire valve stem and accurately deflate your tires to your preferred PSI pressure. Calibrate the deflators, then attach them and walk away while they automatically deflate! When the tire is at the desired pressure, remove the Deflators and begin your off-road journey!

- Tire Pressure Gauge: 0-80 PSI Pressure Range
- Brass Deflator Valves: Pressure Adjustment +/- 2 PSI



Attach Valve To Stem



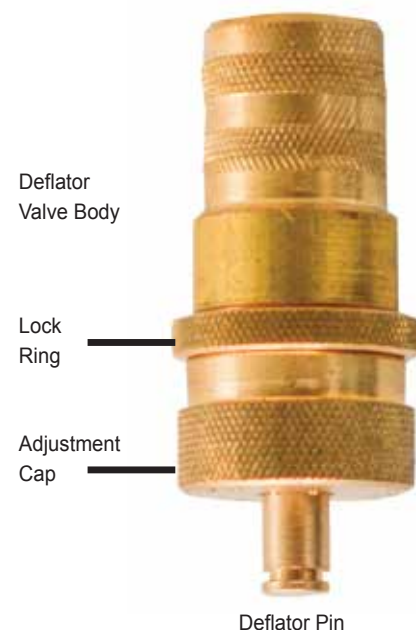
Rotate The Adjustment Cap



Tighten The Lock Ring

HOW TO SET TIRE DEFLATORS TO A SPECIFIC PSI

1. Attach Deflator Valve Body to stem on tire.
2. Rotate the Adjustment Cap to allow air to escape.
(Allow air to escape to the desired PSI.)
3. Tighten the Lock Ring to stop tire from deflating.
4. Remove Deflator Valve Body from tire and repeat on all remaining tires.
5. DO NOT DRIVE WITH THE DEFLATORS ON TIRES.



If you have any questions, contact Customer Service 636-532-9888