


ORIGINAL CEDAR RAISED GARDEN BED | ASSEMBLY INSTRUCTIONS

Questions? Email info@greenesfence.com or call 800-622-5510 Monday - Friday 8am-5pm EST

PACKAGE CONTENTS + (16) Screws



x10
8in. x 2.5in. x 2.5in.
Short Posts



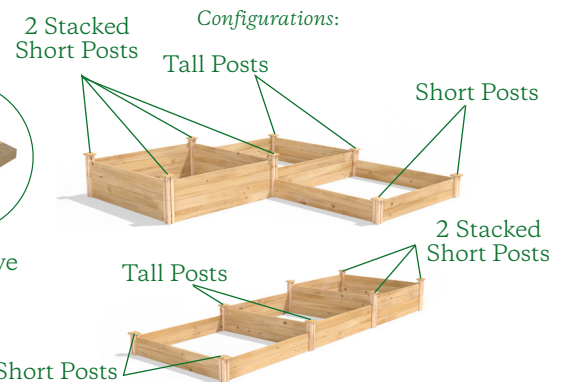
x2
11in. x 2.5in. x 2.5in.
Tall Posts



x31
4ft. x 3.5 in.
Boards



x8
Decorative
Caps



1. BUILD A WALL WITH SHORT POSTS.

Hold a Board on the ground so it's standing on edge with the notched ends to the left and right. Slide a Short Post down over one notched end of the Board. Next, slide another Short Post over the other notched end. This forms a wall.

Repeat this step to complete a second wall.

2. BUILD A FRAME.

Place the walls parallel to each other and connect them into a square with two more Boards. This forms the Frame of the Garden Bed.



3. BUILD A WALL WITH TALL POSTS.

4. CONNECT THE WALL FROM STEP 3 TO ONE SIDE OF THE COMPLETED FRAME

Extend two Boards parallel to each other from the Short Posts on one side of the completed Frame, and connect the wall from Step 3 over the other ends to complete a second frame.



5. COMPLETE THE THIRD FRAME.

Connect two Boards to one side of the second Frame and add two more Short Posts and a Board to finish the final Frame.

6. ADD A SECOND BOARD TO ALL WALLS.

Add Boards, one at a time, directly on top of each existing Board in the frame. Push the Boards down evenly between the tops of all Posts. If needed, tap snugly into place with a rubber mallet.



7.

ADD A THIRD BOARD TO THE WALLS OF THE CENTER AND OUTSIDE FRAME MADE WITH SHORT POSTS.

8.

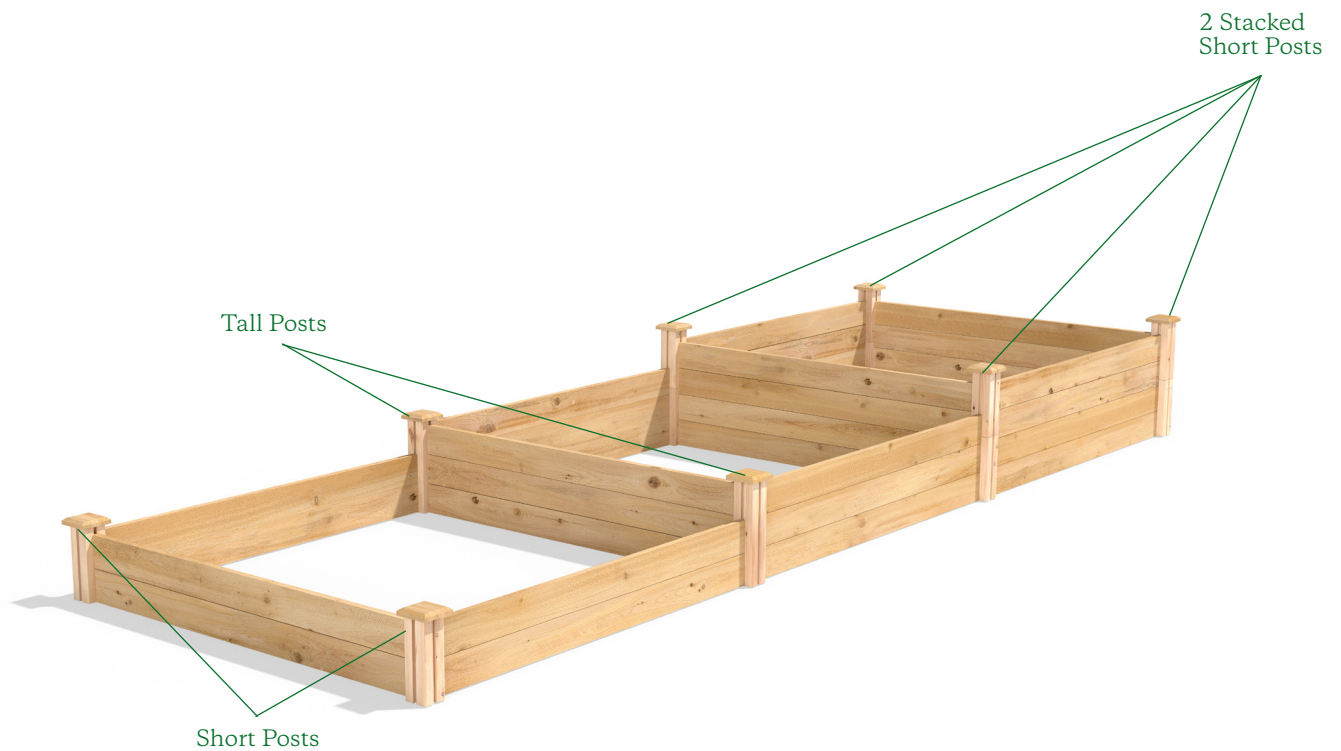
ATTACH FOUR MORE SHORT POSTS ON TOP OF THE FIRST FOUR TO CREATE THE TALLEST FRAME.

The Posts are taller than the Boards so Beds can be stacked.

9.

ADD A FOURTH BOARD TO EACH WALL OF THE TALLEST FRAME & ATTACH DECORATIVE CAPS.

When the Garden Bed is completed, attach each Decorative Cap to a Corner Post with a screwdriver and Screw. We recommend drilling a pilot hole in each Cap first.



INSTALLATION SUPPORT

[youtube.com/greenesfence](https://www.youtube.com/greenesfence)

NEED HELP?

Contact customer service
instead of returning item to store.
800-622-5510 M-F 8-5
info@greenesfence.com



**MADE
IN
USA**