


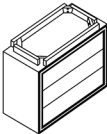





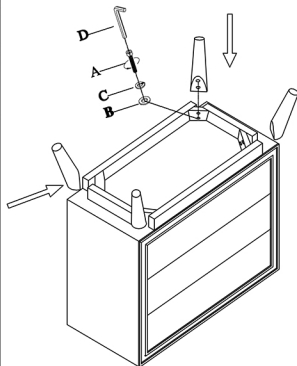
Assembly Instruction

ITEM: CVFZR4592/CVFZR4593

A		8PCS	Ø8*40mm	1 	2 	3 
B		8PCS	Ø19mm			
C		8PCS	Ø12mm			
D		1PC				

2pcs 2pcs 1pc

Step 1



Step 2

