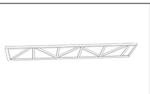
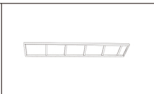
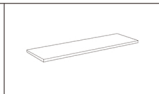







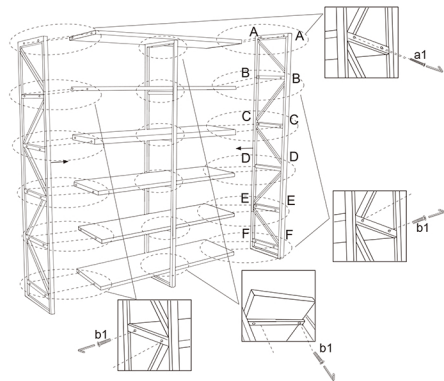
# Assembly Instructions

ITEM#:CVFZR4578

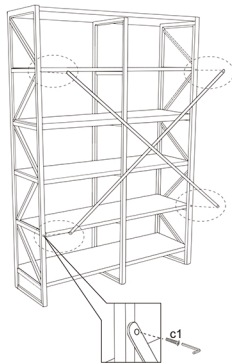
				 4PCS	 32PCS	 4PCS
2PCS	1PC	6PCS	1PC	 1PC		

 NOTE: UNIT SHOULD BE ASSEMBLED BY TWO OR MORE PEOPLE.  
DO NOT TIGHTEN ANY BOLTS UNTIL ALL BOLTS HAVE BEEN STARTED!

STEP 1



STEP 2



STEP 3

