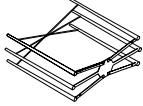
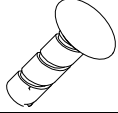


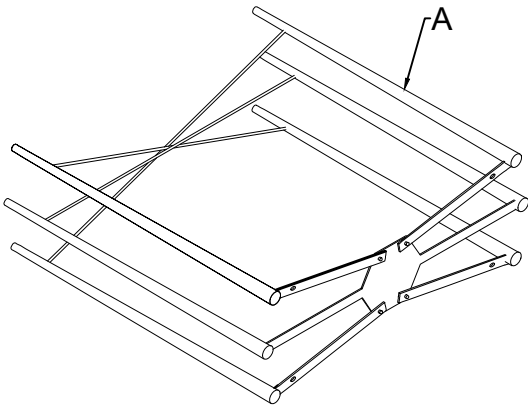


ASSEMBLY INSTRUCTION

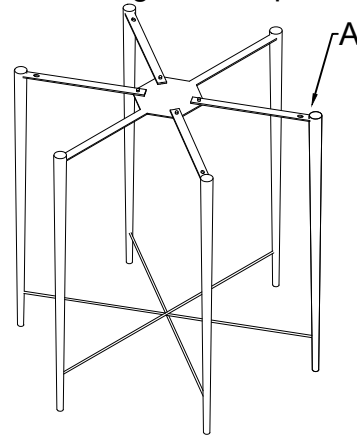
CVFNR5080

PARTS			HARDWARE		
S NO.	DESCRIPTION	QUT	S NO.	DESCRIPTION	QUT
A	 Base	1	C	 bolt	6
B	 Top	1	D	 allen key	1

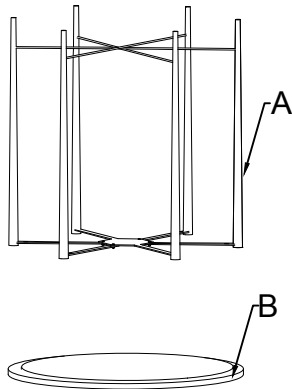
STEP.1



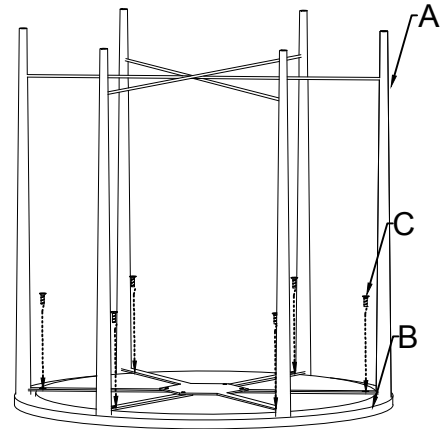
STEP.2 Base in folding manner please open



STEP.3 Keep top soft surface as keep below and hut base



STEP.4 Match the notes of Base & top .



STEP.5 Tighten the bolt. (Tighten Bolts after all bolts titted woser

STEP. 6 Find product

