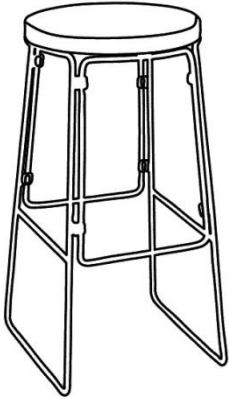



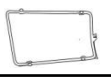
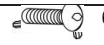




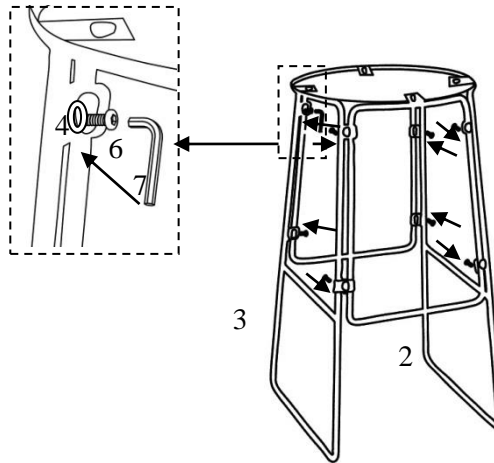
Assembly Instruction

CVFNR5075-WOOD & METAL BAR STOOL,



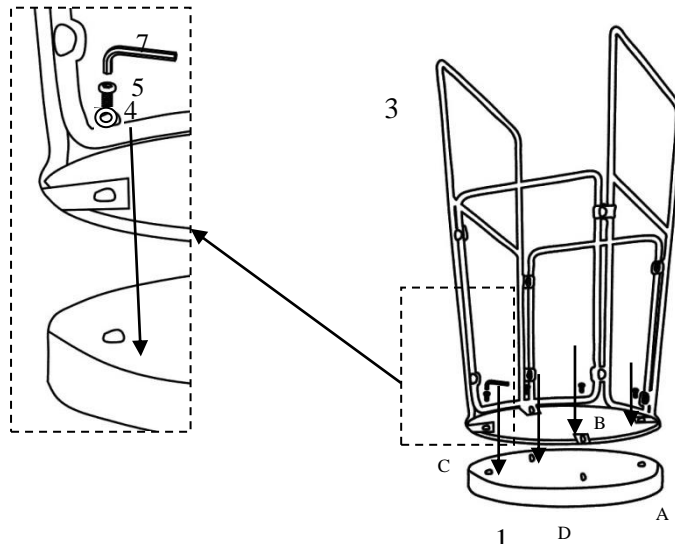
PARTS LIST				HARDWARE LIST			
NO.	DESCRIPTION		QTY	NO.	DESCRIPTION	QTY	
1	Top		1	4	Washer	 6MM	12
				5	Big Bolt	 6/16MM	4
2	Base		2	6	Small Bolt	 6/12MM	8
				7	Allen key	 4MM	1
3	Base		2				

STEP1

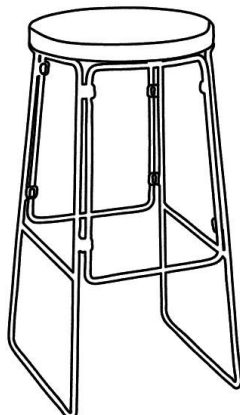


PLEASE PLACE A SOFT MATERIAL UNDER THE TABLE TOP TO PREVENT FROM SCRATCHES

STEP2



COMPLETION



Note- Kindly fix the bolts to 50% in base then fix the top to 100% and finally fix the bolts to 100% in base