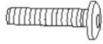
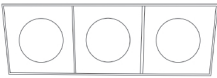






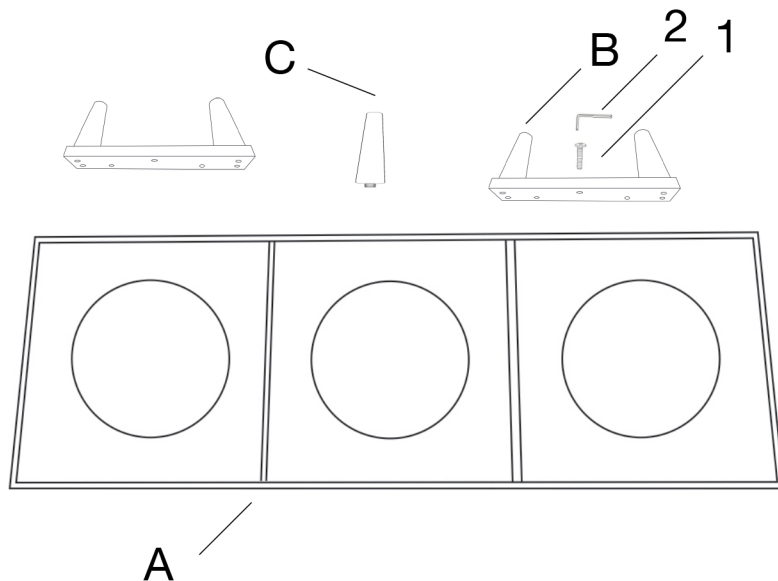


ASSEMBLY INSTRUCTIONS

Item No: CVFNR5042.

1 BOX							
List of Hardware				List of Parts			
No	Description	Picture	Qty	No	Description	Picture	Qty
1	Allen Bolt 5mm		6	A	Case		1
2	Allen Key 5mm		1	B	Legs		2
3	Allen Bolt 4mm		6	C	Centre Leg		1
4	Allen Key 4mm		1	D	Handles		3

Step 1: Place the case upside down and fix the legs



ASSEMBLY INSTRUCTIONS

Item No: CVFNR5042

Step 2: Place the case on its legs and fix the Three Handles

