


*agra*link™

Tractor 3-Point Hitch Parts



**Global Leader in Tractor 3-Point
Linkage Parts and Farm Accessories**



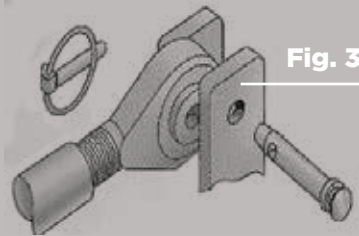
**Lynch Pins | Hitch Pins | Clevises
Drawbars | Roller Chain | Cow Bells
Trailer Jacks | Gate and Fence Accessories
Hubs/Sprockets/Pulleys**

The Three Point Hitch

Top Link Connection

One end of the top link is fastened to the tractor at a bracket located behind the tractor seat. The other end of the top link is connected to the top bracket of the implement 'A' frame. Both connections are secured with a top link pin (similar to a clevis pin).

Top link pins are always unthreaded and are held in place by either a linch pin, or in some cases, a large hairpin clip. (see fig. 3) Top link and top pins vary in length, but their respective ball socket holes and pin diameters are standardized by horsepower category. (see fig. 2)

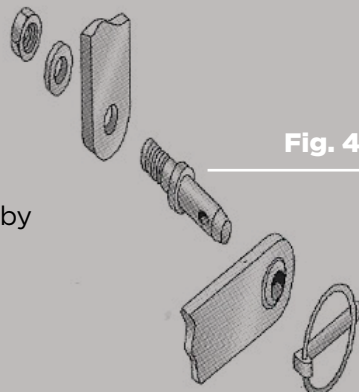


Lift Arm Connections

One end of each lift arm is secured to the tractor axle housing by a special OEM (original equipment manufacturer) mounting pin. The other end of the lift arm is connected to a lift arm pin, that has been fastened to the lower bracket of the implement's 'A' frame. Category 0, 1 and lighter category 2 implements use threaded lift arm pins that are bolted to the implement bracket. (see fig. 4) Heavier category 2 and most category 3 implements use special clevis pins, that are mounted through two brackets on the implement, thereby supporting both ends of the pin, similar to the top link connection. (see fig.3)

Most lift arm pins (other than clevis pin types) are threaded on the end that bolts to the implement bracket. The unthreaded end with the cross hole accommodates the ball socket of the lift arm. The lift arm is secured on the pin with a linch pin or large hairpin clip. (see fig. 4)

Lift arms and lift arm pins vary in length, but their respective ball socket holes and pin diameters are standardized by horsepower category. (see fig. 2)

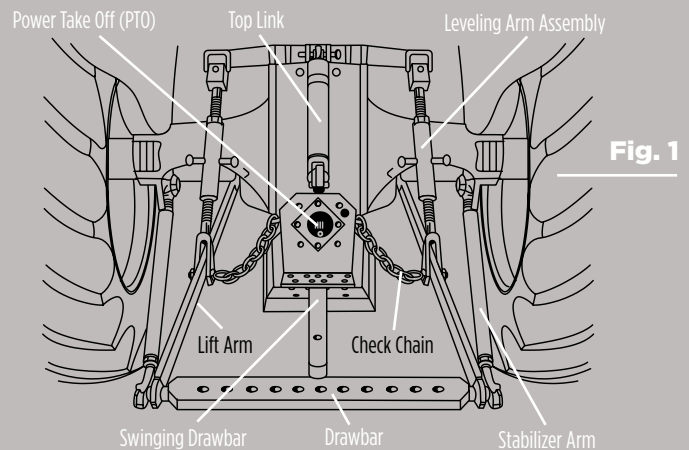


Background

Most tractors are equipped with a three point hitch for attaching implements to the tractor. It lets the operator raise implements when transporting them and provides height and tilt adjustments during use.

The three point hitch gets its name from the tractor's three hook up points: two lower lift arms and one top link. (see fig. 1) Special pins are used to fasten the implement at these three points. They are called top link pins at the top link connection and lift arm pins at the lift arm connections.

The diameters of the connection pins and corresponding ball sockets of the tractor's hitch points have been standardized by the American Society of Agricultural Engineers (ASAE) by horsepower category. (see fig. 2)



Category	Maximum Drawbar Horsepower	Top Link Pin Diameter	Lift Arm Pin Diameter	Lift Arm Spacing
0	up to 20	5/8"	5/8"	20"
1	up to 45	3/4"	7/8"	26"
2	40 to 100	1"	1-1/8"	26" or 32"
3	80 to 225	1-1/4"	1-7/16"	38"

Hitching Up Different Categories

Sometimes a tractor must be hitched to a different category implement. For example, a new category 2 tractor may be used to mow with an older category 1 rotary cutter. A category 1 top link pin should be used with a category 1 to 2 bushing to fit the tractor's category 2 top link ball socket. AgraLink™ offers special lift arm pins with different diameter on each end. In this case, the category 1 pin could be replaced with a special lift arm pin, that has a 7/8" diameter threaded end to fit the category 1, 7/8" hole in the implement bracket and a category 2, 1-1/8" diameter unthreaded end to fit the tractor's category 2 lift arm ball socket. AgraLink makes special pins and bushings in many varieties.

Table Of Contents

Packaging Key



Type 'B'
Bagged Packaging



Type 'C'
Clamshell Packaging

Metric Conversion Chart

Centimeter = .393 inch
 Kilogram = 2.204 pounds
 Liter = 1.056 quarts
 (liquid)

Hitch Pins

- Red Head Forged Hitch Pins 3
- Cold Forged Hitch Pins..... 3
- Premium Hitch Pins 3
- Economy (Clevis) Hitch Pins..... 3
- Drop Forged Hitch Pins 4
- Bent Forged Hitch Pins..... 4
- Handle-Lok Hitch Pins..... 4
- Handle-Lok Hitch Pins - Small..... 4

Clevises

- Farm Straight Clevises 5
- Farm Twisted Clevises..... 5
- Farm Screw Pin Clevises 5
- Farm Utility Clevises 5
- General Purpose Clevis..... 6
- Farm Double Clevises..... 6
- T-Handle Clevis Pins..... 6

Drawbars

- Tractor Drawbar Hook..... 6
- One-Piece Drawbars 7
- Swinging Drawbar 7

Stabilizers

- Stabilizer Arms & Kits..... 7
- Stay Straps 7
- Stabilizer Pins 7

Ratchet Jack & Hydraulic Cylinder Pins

- Ratchet Jack & Hydraulic Cylinder Pins 8

Top Links

- Forged Top Links..... 8
- Superlinks/O.E.M. Links 8
- Forged Top Link Replacement Ends 9

Lift Arms

- Lift Arm..... 9
- Lift Arm Leveling Assembly..... 9

Replacement Balls & Sockets

- Forged Weld-On Ball Sockets..... 9
- Replacement Balls 10

Pins

- Lift Arm Pins 10
- Top Link Pins..... 10
- Universal (Adjustable) Clevis Pins 11
- Linch Pins..... 11

Bushings

- Top Link & Lift Arm Bushings..... 12

Clips

- Hair Pin Clips..... 12
- Twist Clips..... 12

PTO Items

- PTO Adapters 13
- PTO Shafts 13
- PTO Accessories..... 13

Quick Hitch Items

- Quick Hitches..... 14
- Quick Hitch Adapter Bushings..... 14

Wheelspinners

- Wheelspinners..... 14

Stroke Controls

- Stroke Controls 14

Chain Items

- Roller Chain..... 15
- Connecting/Offset Links 15
- Roller Chain Breakers 15
- Roller Chain Puller 15

Tractor Replacement Parts

- Rain Caps 16

Miscellaneous

- Set Collars..... 16
- Post Drivers..... 16

Red Head Forged Hitch Pins



Part No.	Dia. (in.)	Usable Length (in.)	Wgt. Ea. (lbs.)
71500	1/2	3-5/8	0.6
71501	5/8	4	0.8
71502	5/8	5-1/2	1.2
71503	3/4	4	1.1
71504	3/4	6-1/2	1.6
71506	7/8	6-1/2	1.9
71508	1	7-1/2	2.7
71510	1-1/8	8-1/2	3.8
71512	1-1/4	8-1/2	4.7
71514	1-1/2	8-1/2	5.5
71515	1-3/4	8-1/2	7.0
71516	2	8-1/2	8.5

- Our best hitch pin
- Our best selling pin
- Made of tensile steel
- **DOUBLE HEAT TREATED**
- One-piece forged pin
- Red vinyl coated handle
- Black powder coated pin finish
- Includes zinc plated clip
- 1-3/4" & 2" - Grade 8 alloy steel

Cold Forged & Machined Hitch Pins



Cold Forged Part No.	Cold Forged Part No.	Machined Part No.	Machined Part No.	Dia. (in.)	Usable Length (in.)	Wgt. Ea. (lbs.)
75180	-	61518	-	3/8	3-1/2	0.3
75190	72131	61519	62133	1/2	3-1/2	0.4
75200	75201	61520	65203	5/8	4-1/4	0.6
74880	74881	61488	64883	5/8	6-1/4	0.8
75210	75211	61521	65213	3/4	4-1/4	0.9
74890	74891	61489	64893	3/4	6-1/4	1.1
-	-	61820	68203	7/8	4-1/4	1.2
77880	77881	61788	67883	7/8	6-1/4	1.5
-	-	61821	68213	1	4-1/4	1.5
77890	77891	61789	67893	1	6-1/4	1.9
77900	77901	61790	67903	1-1/8	6-1/4	2.4
78000	78001	-	-	1-1/4	6-1/4	2.9
-	-	-	62643	1-1/4	7-1/2	2.9

- High carbon steel
- Spring wire handle
- Includes clip or linch pin and chain
- Zinc plated

Premium Hitch Pins



Part No.	Dia. (in.)	Usable Length (in.)	Wgt. Ea. (lbs.)
71600	1/2	4	0.4
71601	5/8	4	0.6
71602	5/8	6	0.8
71603	3/4	4-1/4	0.9
71604	3/4	6-1/4	1.1
71605	7/8	4-1/4	1.2
71606	7/8	6-1/2	1.6
71607	1	6-3/4	2.0
71608	1-1/8	7	2.6
71609	1-1/4	7	3.1

- One-piece forged pin
- High carbon steel
- Heat treated to grade 5
- Spring wire swivel handle
- Clip included
- Zinc plated
- For the toughest applications
- Meets or exceeds OEM specs

Economy (Clevis) Hitch Pins



Part No.	Dia. (in.)	Usable Length (in.)	Wgt. Ea. (lbs.)
77101	5/8	5-1/2	0.6
77102	3/4	5-1/2	0.8
77103	7/8	5-1/2	1.1
77104	1	5-3/4	1.5
77105	1-1/8	5-3/4	1.9

- Our lowest priced pin
- Medium carbon steel pin
- Zinc plated
- 3/4" and 1" can be used as top link pins with extra large head for worn holes

Drop Forged Hitch Pins



Part No.	Dia. (in.)	Usable Length (in.)	Wgt. Ea. (lbs.)
71415	7/16	3-1/2	0.3
71420	1/2	3-1/2	0.4
71425	5/8	3-3/4	0.6
71430	3/4	4	0.9
71435	7/8	4-1/4	1.2
71440	1	4-3/4	1.6
71445	5/8	6	0.8
71450	3/4	6-1/4	1.1
71455	7/8	6-1/2	1.5
71460	1	6-3/4	2.1
71465	1-1/8	7	2.7
71470	1-1/4	7	3.4

- Drop forged pin
- High tensile steel
- Heat treated
- Pin painted bright red
- Zinc plated, spring wire handle
- Includes zinc plated clip

Bent Hitch Pins



Part No.	Dia. (in.)	Usable Length (in.)	Wgt. Ea. (lbs.)
71410	1/2	3	0.3
71411	5/8	3	0.5
71412	3/4	3-1/2	0.8

- Fits lawn tractors and snow plows
- High carbon steel pin
- Zinc plated
- Includes zinc plated clip

Handle-Lok Hitch Pins



Part No.	Dia. (in.)	Usable Length (in.)	Wgt. Ea. (lbs.)
75195	1/2	4-1/4	0.5
75205	5/8	4-1/4	0.7
75215	3/4	4-1/4	1.0
74895	3/4	6-1/4	1.2
77885	7/8	6-1/4	1.5
77895	1	6-1/4	1.9

- Spring steel wire holds pin in place
- High carbon steel pin
- Zinc plated

Handle-Lok Hitch Pins - Small



Part No.	Dia. (in.)	Usable Length (in.)	Wgt. Ea. (lbs.)
75142	1/4	1-3/4	0.6
75143	1/4	2-1/8	0.6
75162	5/16	2-1/4	1.0
75163	5/16	2-1/2	1.2
75182	3/8	1-1/2	1.5
75183	3/8	2-3/8	1.9
75124 Large size	1/2	3-1/2	0.5

- Spring steel wire holds pin in place
- Grooved pin to secure wire
- High carbon steel pin
- Zinc plated

Farm Straight Clevises



Part No.	Pin Dia. (in.)	Body Size (in.)	Opening (in.)	Max WLL* (lbs.)	Wgt. Ea. (lbs.)
78158	1/2	5/8 x 3-1/4	7/8	6,000	1.4
78134	5/8	3/4 x 3-3/4	1-5/16	12,000	2.3
78178	3/4	7/8 x 3-1/4	1-5/16	16,000	3.0
78187	3/4	7/8 x 4-1/4	1-5/16	16,000	3.6
78190	7/8	15/16 x 4-5/8	1-7/16	20,000	4.2
78195	1	5/8 x 3-1/4	2-1/8	25,000	6.0

- Black powder coated finish
- Zinc plated pin and clip
- Forged for better consistency in strength, quality and conformity

Farm Twisted Clevises



Part No.	Pin Dia. (in.)	Body Size (in.)	Opening (in.)	Max WLL* (lbs.)	Wgt. Ea. (lbs.)
78258	1/2	5/8 x 3	7/8	6,000	1.4
78234	5/8	3/4 x 3-1/2	1-5/16	12,000	2.3
78278	3/4	7/8 x 3	1-5/16	16,000	3.0
78287	3/4	7/8 x 3-7/8	1-5/16	16,000	3.6
78290	7/8	15/16 x 4-1/4	1-7/16	20,000	4.2
78295	1	1 x 5	2-1/8	25,000	6.0

- Black powder coated finish
- Zinc plated pin and clip
- Forged for better consistency in strength, quality and conformity

Farm Screw Pin Clevises



Part No.	Body Size (in.)	Max WLL* (lbs.)	Wgt. Ea. (lbs.)	Pkg. No.	Pkg. Type	Pcs/ Pkg.	Pkg. Wgt. (lbs.)
78646	1/4 x 1-1/8	1,000	0.12	98646	C	2	0.2
78647	5/16 x 1-1/4	2,000	0.2	98647	C	2	0.4
78648	3/8 x 1-7/16	3,000	0.3	98648	C	1	0.4
78649	7/16 x 1-11/16	4,000	0.5	98649	C	1	0.8
78650	1/2 x 15/16	6,500	0.75	98650	C	1	0.9
78651	5/8 x 2-1/2	9,000	1.3	98651	C	1	1.4
78652	3/4 x 3	13,000	2.2	98652	C	1	2.4
78653	7/8 x 3-1/4	15,000	3.5				
78654	1 x 3-3/4	17,000	5.0				

Package Type "B" Bagged • Package Type "C" Clamshell

- Black powder coated finish
- Zinc plated pin and clip
- Forged for better consistency in strength, quality and conformity

Farm Utility Clevises



Part No.	Body Size (in.)	Max WLL* (lbs.)	Opening (in.)	Wgt. Ea. (lbs.)	Pkg. No.	Pkg. Type	Pcs/ Pkg.	Pkg. Wgt. (lbs.)
78546	1/4 x 7/8	1,000	15/32	0.1	98546	C	2	0.2
78547	5/16 x 1	1,500	17/32	0.2	98547	C	2	0.4
78548	3/8 x 1-1/4	2,000	21/32	0.3	98548	C	1	0.6
78549	7/16 x 1-1/2	3,000	23/32	0.4	98549	C	1	0.7
78550	1/2 x 1-11/16	6,000	13/16	0.6	98550	C	1	0.7
78551	5/8 x 2	9,000	1-1/16	1.2	98551	C	1	1.3

Package Type "B" Bagged • Package Type "C" Clamshell

- Black powder coated finish
- Zinc plated pin and clip
- Forged for better consistency in strength, quality and conformity

General Purpose Clevis



Part No.	Body Size (in.)	Opening (in.)	Max WLL* (lbs.)	Wgt. Ea. (lbs.)
78465	3/4 x 6-3/16	2-1/2	10,000	3.3

- Black powder coated finish
- Zinc plated pin and clip
- Forged for better consistency in strength, quality and conformity

Farm Double Clevises



Part No.	Chain Size (in.)	Max WLL* (lbs.)	Wgt. Ea. (lbs.)	Pkg. No.	Pkg. Type	Pcs/ Pkg.	Pkg. Wgt. (lbs.)
78605	1/4 or 5/16	4,700	0.4	98605	C	1	0.4
78606	3/8	6,600	0.5	98606	C	1	0.6
78608	7/16 or 1/2	11,300	1.0	98608	C	1	1.0

Package Type "B" Bagged • Package Type "C" Clamshell

- One-piece forged steel
- HEAT TREATED
- Use with high test chain
- Black powder coated finish

T-Handle Clevis Pins



Part No.	Pin Dia. (in.)	Usable Length (in.)	Wgt. Ea. (lbs.)
78812	1/2	2-1/2	0.4
78813	5/8	3-1/8	0.5
78814	3/4	3-1/4	0.7
78815	7/8	3-3/4	1.2
78816	1	4-1/4	1.5

- High carbon steel
- Drop forged
- HEAT TREATED
- Zinc plated
- * Includes clip

Tractor Drawbar Hook



78834



78835

Fits all tractor drawbars with 3/4" holes, up to and including 1-1/4" thick. Use with chain sizes 5/16" to 1/2", including high-test chain. Working Load Limit - 9,000 lbs.

- Part No. 78834
- Hot forged, high carbon steel
- HEAT TREATED
- Includes 3/4" pin
- Hook - black powder coated
- Replacement pin and clip - Part No. 78835

One-Piece Drawbars



Part No.	CAT	Lift Arm Spacing		No. Of Holes	Hole Dia. (in.)	Pin Dia. (in.)	Thickness (in.)	Width (in.)	Wgt. Ea. (lbs.)
		(in.)	(in.)						
70418	0	20	7	5/8	5/8	5/8	2	6.8	
70419	1	20	7	3/4	7/8	1	2-1/2	13.5	
70411	1	26	11	3/4	7/8	1	2-1/2	16.5	
70421	2	26	11	3/4	1-1/8	1-1/4	3	27.0	
70432	2	32	13	3/4	1-1/8	1-1/4	3	33.0	
70441	3	38	5	1-1/2	1-1/2	1-3/4	3-1/2	61.0	

- One-piece 3-point hitch cross drawbars
- Black powder coated finish

Swinging Drawbar



Fits: Ford 2N, 8N, 9N, NAA; 630, 631, 640, 641, 650, 651, 660, 661; Ferguson T020, TP030; Massey-Ferguson 35 and 50

- Part No. 70412
- 30" (762mm) overall length
- 3/4" (19mm) first hitch pin hole
- 5/8" (16mm) second pin hole
- Weight: 15.9 lbs.
- Black powder coated finish

Stabilizer Arms & Kits

70176

70159

70175

70160

Part No.	CAT	Type	Size (in.)	Holes (in.)	Centers (in.)	Wgt. Ea. (lbs.)
70176	1	Flat Bar	3/8 x 1-3/4	7/8	31-9/16	6.0
70177	1	Flat Bar	3/8 x 1-3/4	7/8	33-1/8	6.4
70178	1	Flat Bar	3/8 x 1-3/4	7/8	31-1/8 & 33-3/4	7.0
70159	1	Adjustable	7/8 Thread	7/8	27-1/2 & 35	6.5
70160	1	Bracket	Fits Kits	RH/LH	5/8	3.7
70175	-	Chain	-	-	-	5.0

Kit No. 70611
Fits: All Ferguson, MF 35 and 50, Ford 2N, 8N, 9N, 600 and 800

Kit No. 70612
Fits: MF 35, 50, 135, 150, 1962 and later low clearance

Kit No.	CAT	Type	Contains	Wgt. Ea. (lbs.)
70611	1	Flat Bar	2 x 70176, 2 x 73169, 2 x 72650, 2 x 70160	20.3
70612	1	Flat Bar	2 x 70177, 2 x 703169, 2 x 72650, 2 x 70160	20.8

- 70175 Universal stabilizer chain for most CAT 1 applications

Stay Straps



Part No.	Description	Application
70173	Lower Stay Strap	Cat 1 fits all Ferguson models. Ford 2N, 8N, 9N, NAA, 600, 700, 800, 900 Oliver550, and allOliver 3-point conversions, Massey-Ferguson 35 and 50
70174	Upper Stay Strap	Cat 1 fits all Ferguson models. Ford 2N, 8N, 9N, NAA, 600, 700, 800, 900 Oliver550, and allOliver 3-point conversions, Massey-Ferguson 35 and 50

- Black powder coated finish

Stabilizer Pins



Part No.	Pin Dia. (in.)	Thread			Replaces	Wgt. Ea. (lbs.)	Pkg.			
		Dia. (in.)	Usable (in.)	Overall (in.)			No.	Type	Pcs/ Pkg. (lbs.)	
73169	7/8	5/8	3/8	2-5/8	Ford 230044 MF 181777M1	0.3	82260	B	2	0.7
70169	7/8	5/8	1/2	2-7/8	Same, but longer usable	0.3	82261	B	2	0.7
73107	7/8	5/8	7/8	3-1/8	Ford 141185	0.4	92261	C	2	0.8

- Zinc plated

Package Type "B" Bagged • Package Type "C" Clamshell

Ratchet Jack & Hydraulic Cylinder Pins



Part No.	Body Size (in.)	Opening (in.)	Max WLL* (lbs.)	Wgt. Ea. (lbs.)
71542	3/4 x 6-3/16	2-1/2	10,000	3.3

Part No.	Description	Pin Dia. (in.)	Usable		Wgt. Each (lbs.)	Pkg. No.	Pkg. Type	Pcs/ Pkg.	Pkg. Wgt. (lbs.)
			Length (in.)	Overall (in.)					
71544	w/2 Clips	1	2-3/4	3-1/2	0.7	91544	C	2	1.5
71545	w/2 Clips	1	3-1/4	3-7/8	0.8	91545	C	2	1.7
71546	w/2 Clips	1	3-3/8	4	.14	-	-	-	-
70017	Clip Only	-	-	-	.002	90017	C	4	.01

- Includes 2 pins & handle
- Black powder coated finish

Package Type "B" Bagged • Package Type "C" Clamshell

Forged Top Links



Part No.	CAT	Type*	Pin Holes Dia. (in.)	Thread Dia. (in.)	Body Length (in.)	Hole Center Adjustment (in.)	Wgt. Ea. (lbs.)
70330	1	Std.	1/2	1	11-1/4	16 to 23	6.7
70331	1	Std.	3/4	1-1/8	16	20-1/2 to 29	8.4
70332	1	Std.	3/4	1-1/8	16	20-1/2 to 29	7.6
70335	1	Std.	3/4	1-1/8	20	24-1/2 to 32	9.1
70338	1&2	Std.	3/4 & 1	1-1/8	16	20-3/4 to 31	9.4
70339	1&2	Std.	3/4 & 1	1-1/8	20	24-3/4 to 35	10.1
70480	1	Std.	3/4	1-1/8	13	17-1/2 to 26-1/2	7.7
70486	2	Std.	1	1-1/8	13	18 to 27-3/4	9.1
70336	2	Std.	1	1-1/8	16	21 to 33	10.4
70340	2	Std.	1	1-1/8	16	21 to 33	9.8
70337	2	Std.	1	1-1/8	20	25 to 36-1/2	11.1
73470	0	Std.	5/8	3/4	7-1/2	10-3/4 to 16-3/8	2.9
73473	2	H.D.	1	1-1/4	15	20-1/2 to 31-1/2	14.9
73474	2	H.D.	1	1-1/4	19	24-1/2 to 35-1/2	15.9
73477	3	H.D.	1-1/4	1-3/8	19	25-1/2 to 36-1/2	23.0
70333	1&2	Std.	-	-	-	Adjusting Rod	0.5
70348	1&2	Std.	-	1-1/8	-	Locking Collar	0.2

- Zinc plated ends

Superlinks/O.E.M. Links



Part No.	CAT	Pin Holes Dia. (in.)	Thread Dia. (in.)	Body Length (in.)	Hole Center Adjustment (in.)	Wgt. Ea. (lbs.)
73475	2	1	1-1/4	11-1/4	20-9/16 to 30-3/4	6.7
73476	3	1-1/4	1-3/8	16	25-13/16 to 35-3/16	8.4
73478*	1	25/32-1	1-1/8	16	21-5/8 to 30	7.6
73479*	2	1	1-1/8	20	21-5/8 to 31	9.1
73480**	2	1	1-1/4	16	22 to 29-3/4	9.4
73481***	2	3/4-HQ-2	1-1/4	20	22-3/4 to 30	10.1
73482**	2	7/8-1	1-1/4	13	22 to 29-3/4	13.70
73483***	2	7/8-HQ-2	1-1/4	13	22-3/4 to 30	16.75

*Top link w/locking clip
 **Top link w/locking clip & knuckle
 ***Top link w/locking clip, knuckle & quick hitch

- Top links that meet original equipment standards
- Twice as strong as the standard aftermarket top link
- Ultimate tensile strength - 61,380 lb.
- Safe working load limit - 20 tons
- Links for all makes suitable for John Deere

Part No.	Application
73475	Universal
73476	Universal
73482	John Deere 2510, 2520, 3020, 4000, 4030, 4040, 4050, and 4055 standard & row crop tractors
73483	John Deere 2510, 2520, 3020, 4000, 4030, 4040, 4050, and 4055 standard & row crop tractors
73478	Fits all Manheim utility tractors, except 3130, 3140, and 3040
73479	Fits most CAT 2standard and row crop tractors
73480	Fits Manheim utility tractors, plus 520, 530, 620, 630, 720, 730, 3010, and 4010
73481	Fits Manheim utility tractors, plus 520, 530, 620, 630, 720, 730, 3010, and 4010

Forged Top Link Replacement Ends



Part No.	Thread	CAT	Pin Holes Dia. (in.)	Thread Dia. (in.)	Wgt. Ea. (lbs.)
70342	LH	1	3/4	1-1/8	2.4
70343	RH	1	3/4	1-1/8	2.4
70346	LH	2	1	1-1/8	3.0
70347	RH	2	1	1-1/8	3.0
73246	LH	2 HD	1	1-1/4	5.5
73244	RH	2 HD	1	1-1/4	5.5
74951	LH	3 HD	1-1/4	1-3/8	5.9
74950	RH	3 HD	1-1/4	1-3/8	5.9

• Zinc plated

Lift Arm



Part No.	CAT	Pin Holes Dia. (in.)	Ball Centers (in.)	Wgt. Ea. (lbs.)
70500	1	7/8	31-3/4	10.8

- Fits: All Ferguson, Massey 35 and 50, Ford 2N, 8N, 9N, NAA Deere 1010
- Fits up to 50 h.p.
- Fits right or left hand
- Forged ball sockets
- Black powder coated finish
- Heavy duty

Lift Arm Leveling Assembly



Part No.	CAT	Thread (in.)	Overall (in.)	Wgt. Ea. (lbs.)
70152	1	7/8 NF	19-1/4	6.6

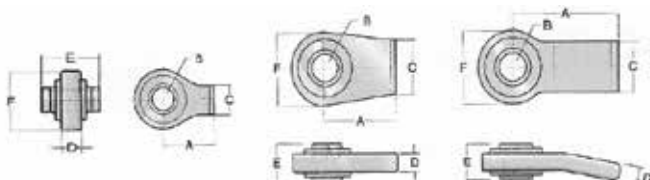
- Fits old Ford & Ferguson
- Replaces Ford NCA 577A
- Black powder coated finish

Forged Weld-On Ball Sockets



Part No.	Type	CAT	A (in.)	B (in.)	C (in.)	D (in.)	E (in.)	F (in.)	Pkg. Wgt. (lbs.)	Pkg. No.	Pkg. Type	Pcs/ Pkg.	Pkg. Wgt. (lbs.)
70310	Top Link	1	2	3/4	1-1/8	1/2	1-3/4	2-1/4	0.9	90310	C	1	1.0
70311	Top Link	2	2-3/8	1	1-1/8	1/2	2	2-5/8	1.4	90311	C	1	1.5
71338	Lift Arm-Straight	1	2-3/4	7/8	2-3/8	5/8	1-3/8	2-5/8	1.7	91338	C	1	1.8
71342	Lift Arm-Straight	2	3-1/8	1-1/8	2-3/4	3/4	1-3/4	3-1/8	2.8	91342	C	1	2.9
71344	Lift Arm-Straight	3	3-3/8	1-7/16	3	3/4	1-3/4	3-1/2	3.0				
71351	Lift Arm-Bent	1	4	7/8	1-7/8	5/8	1-3/8	2-5/8	2.0				
71352	Lift Arm-Bent	2	4	1-1/8	1-7/8	5/8	1-3/4	3-1/8	2.7				

Package Type "B" Bagged • Package Type "C" Clamshell




Replacement Balls



Part No.	CAT	Type	Pin Hole (in.)	O.D. (in.)	Width (in.)	Replaces	Wgt. Each (lbs.)	Pkg. No.	Pkg. Type	Pcs/ Pkg.	Pkg. Wgt. (lbs.)
								82273	B	2	2.3
70056	1	Ford - Lift Arm	7/8	2-1/4	1-3/8	E1ADDN995233	1.1	82277	B	1	1.2
								90056	C	1	1.3
70057	2	Ford - Lift Arm	1-1/8	2-1/4	1-3/4	C5NN557A	1.1	82274	B	2	2.3
								82278	B	1	1.2
								90057	C	1	1.3
73057	2	Ford - Lift Arm Narrow	1-1/8	2-1/4	1-3/8	C5NN557B	0.9	82275	B	2	1.9
								82282	B	1	1.0
								93057	C	1	1.1
73054	1	Deere & Oliver Top Link	3/4	2	1-3/4	F2680 105968A	0.9	82270	B	1	1.0
								93054	C	1	1.1
73055	2	Deere & Oliver Top Link	1	2	1-3/4	F2681 104585A	0.8	82271	B	1	0.9
								93055	C	1	0.9
73056	2	Oliver - Lift Arm	1-1/8	2	1-3/4	104591A	0.8	82272	B	2	1.7
								82279	B	1	0.9
								93056	C	1	1.0

Package Type "B" Bagged • Package Type "C" Clamshell

Lift Arm Pins



Part No.	CAT	Type	Style	Usable	Pin Dia. (in.)	Thread Dia. (in.)	Overall (in.)	Wgt. Ea. (lbs.)
73137	0	Adjustable	A	Adjustable	5/8	5/8	4	0.4
73031	1	Clevis	C	4-1/4	7/8	1-1/4	5-1/4	2.7
73134	1 & 2	Clevis	C	8	7/8	-	-	2.8
70211	1	Adjustable	A	Adjustable	7/8	7/8	5-5/16	1.1
70200	1	Forged	A	1-3/4	7/8	7/8	5-1/2	1.1
73000	1	Adjustable-XL	A	Adjustable	7/8	7/8	6-1/4	1.3
73004	1	Forged-XL	A	2-1/4	7/8	7/8	6-1/2	1.3
73001	1 to 2	Adjustable	A	Adjustable	1-1/8	7/8	5-3/16	1.4
70202	1 to 2	Forged	A	1-3/4	1-1/8	7/8	5-1/4	1.5
73178	1 to 2	Forged-XL	A	2-1/4	1-1/8	7/8	6-5/16	1.6
73022	2 to 1	Forged	A	1-3/4	7/8	1-1/8	5-3/4	1.8
70213	1 & 2	Forged	A	2-1/16	7/8 & 1-1/8	1	8	1.9
73002	2	Adjustable	A	Adjustable	1-1/8	1-1/8	6-1/4	2.3
73006	2	Forged	A	1-3/4	1-1/8	1-1/8	6-1/4	2.3
73005	2 to 3	Forged	A	1-7/8	1-7/16	1-1/8	5-7/8	3.0
73007	2	Forged	A	2	1-7/16	1-3/8	5-7/8	3.5
73133	2	Clevis	C	5	1-1/8	-	-	1.8
73032	2	Clevis	B	4-7/16	1-1/8	-	6-1/2	1.8
73132	2	Clevis	B	7-5/8	1-1/8	-	9-1/4	2.9
73033	3	Clevis	C	4-11/16	1-7/16	-	6-1/2	2.9
73039	2 & 3	Clevis	D	4 & 4-1/2	1-1/8 & 1-7/16	-	9-1/4	3.4

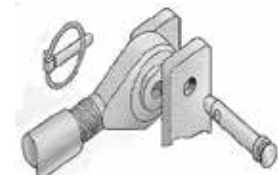
- High carbon steel pin
- Zinc plated

Top Link Pins



Part No.	CAT	Style	Replaces	Dia. (in.)	Usable (in.)	Overall (in.)	Wgt. Ea. (lbs.)
73173	0	A	-	5/8	2-3/4	4-7/16	0.4
70073	1	A	Ford 9N-560 MF 195647M1	3/4	2-3/4	4-1/2	0.5
70074	1	A	MF 195589M1 AC 339942	3/4	3-7/8	5-1/2	0.6
70077	1	A	Ford E381T9	3/4	4-3/4	6-3/8	0.8
77102	1	B	-	3/4	5-1/2	-	1.0
70076	2	A	Ford C5NN560A MF 185873M91	1	3-9/16	5-1/4	1.2
73011	2	A	Ford C5NN486A	1	4-5/16	6	1.3
77104	2	B	-	1	5-3/4	-	1.6
73026	3	A	-	1-1/4	4-7/16	6-1/2	2.1

- Carbon steel pin
- Zinc plated
- Forged ball sockets
- Type B features extra large head for worn or oversized holes



Universal (Adjustable) Clevis Pins



Bulk No.	Pin Hole (in.)	Overall (in.)	Wgt. Each (lbs.)	Pkg. No.	Pkg. Type	Pcs./Pkg.	Pkg. Wgt. (lbs.)
71100	1/4	2	.02	82310	B	4	.08
				92310	C	4	.10
71101	5/16	2	.04	82311	B	4	.16
				92311	C	3	.13
71102	3/8	2	.05	82312	B	2	.10
				92312	C	2	.11
71103	7/16	2	0.8	82313	B	2	.16
				92313	C	2	.17
71104	1/2	2	.11	82314	B	2	.22
				92314	C	3	.25
71105	7/16	2-1/2	.14	92315	C	3	.30
71106	1/2	2-1/2	.13	82316	B	2	.26
				92316	C	2	.27
71107	7/16	3	.14	92317	C	2	.30
71108	1/2	3	.15	92318	C	2	.32
71109	5/8	3	.16	92319	C	2	.34
71110	3/4	3	.17	92320	C	1	.36

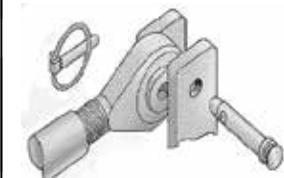
- Multiple holes
- Adjustable length
- Cut off excess length
- Zinc plated

Package Type "B" Bagged • Package Type "C" Clamshell

Linch Pins



Bulk No.	Pin Dia. (in.)	Type	CAT	Pcs./Ctn.	Wgt. Each (lbs.)	Pkg. No.	Pkg. Type	Pcs./Pkg.	Pkg. Wgt. (lbs.)
73548	3/16	Std.	0	100	.02	82204	B	2	.05
						82211	B	25	.62
						92204	C	4	.10
72646	3/16	w/Chain	0	100	.07	-	-	-	-
72709	5/16	Std.	1 & 2	100	1.0	82205	B	2	.20
						82212	B	10	1.0
						92205	C	4	.40
72647	5/16	w/Chain	1 & 2	100	6.0	-	-	-	-
72704	1/4	Std.	1 & 2	100	.07	82201	B	2	.15
						82207	B	5	.37
						82213	B	10	.75
						92207	C	4	.30
						92213	B	10	.75
72648	1/4	w/Chain	1 & 2	100	.12	-	-	-	-
72703	7/16	Std.	1 & 2	100	.10	82200	B	2	.20
						82206	B	5	.53
						82214	B	25	2.6
						82219	B	10	1.1
						92206	C	4	.43
72650	7/16	w/Chain	1 & 2	100	.15	82203	B	2	.30
						92203	C	2	.33
72698	7/16	Long	1, 2, 3	100	.12	82215	B	2	.25
						82216	B	10	1.2
						92215	C	4	.50
73027	7/16	Black HD	1, 2, 3	100	.12	82202	B	2	.26
						82217	B	10	1.3
						92202	C	4	.50
						93027	C	2	.26



- Carbon steel forged pins
- Spring steel snap rings
- Zinc plated
- No. 73027 Ring powder coated


Package Type "B" Bagged • Package Type "C" Clamshell

Top Link & Lift Arm Bushings



Part No.	Type	CAT	I.D. (in.)	O.D. (in.)	Overall Length (in.)	Wgt. Ea. (lbs.)	Pkg. No.	Pkg. Type	Pcs/ Pkg.	Pkg. Wgt. (lbs.)	
70353	Top Link	1 to 2	3/4	1	2	.18	82250 93250	B C	1 2	1.9 2.0	
73530	Top Link	1 to 2	3/4	1	1-5/8	.15	-	-	-	-	
73008	Top Link	2 to 3	1	1-1/4	2	.24	82251 93008	B C	1 1	1.0 1.1	
70351	Lift Arm Ford C7NN6992A	1 to 2	7/8	1-1/8	1-3/4	.19	82252 93252	B C	1 1	1.0 1.1	
73510	Lift Arm Deere F2684	1 to 2	7/8	1-1/8	1-3/8	.18	-	-	-	-	
73009	Lift Arm	2 to 3	1-1/8	1-7/16	1-3/4	.28	82253 93009	B C	2 2	.57 .60	
73012	Lift Arm	2 to 3	1-1/8	1-7/16	2-3/4	.50	82255 92255	B C	2 2	1.1 1.2	
73013	Lift Arm	2 to 3	1-1/8	1-7/16	3-1/4	.52	-	-	-	-	
73010	Lift Arm	2 to 3	1-1/8	1-1/16	2-1/2	.44	82254 93010 82262 92262	B C B C	2 2 3 3	.89 .90 .57 .60	
							Contains: 70353 x 1 70351 x 2				
							83162	B	3	.81	
							93162	C	3	.85	
							Contains: 73008 x 1 73009 x 2				

• Zinc plated



Package Type "B" Bagged • Package Type "C" Clamshell

Hair Pin Clips



Part No.	Wire Dia. (in.)	Overall (in.)	Fits Pin Dia. (in.)	Wgt. Ea. (lbs.)	Pkg. No.	Pkg. Type	Pcs/ Pkg.	Pkg. Wgt. (lbs.)
70007	3/32	2-5/16	1/4 to 5/8	.010	-	-	-	-
70008	5/64	1-3/4	5/16 to 1/2	.007	83108 93108	B C	12 9	.07 .07
70009	3/32	1-3/4	3/8 to 5/8	.008	83109 93109	B C	12 9	.08 .09
70010	1/8	2-1/16	1/2 to 7/8	.022	83110 93110	B C	8 6	.22 .20
70012	5/32	3	5/8 to 1	.038	83112 93112	B C	7 5	.38 .30
70013	3/16	4-3/16	3/4 to 1-1/4	.075	83113 93113	B C	3 2	.75 .52
70014	1/4	4-1/4	7/8 to 1-1/2	.116	83114 93114	B C	2 2	1.2 1.3
70015	5/16	3-7/8	3/4 to 1-1/4	.195	83115 93115	B C	2 1	2.0 2.1
70017	-	-	1	.01	90017	C	4	.10
70019	3/8	3-5/8	3/4 to 1-1/4	.150	83119 93119 83116 93116	B C B C	2 2 14 14	1.5 1.6 .50 .51
					Contains: 70009 x 3, 70010 x 4, 70012 x 4, 70013 x 3			

• Spring steel wire
• Zinc plated

Package Type "B" Bagged • Package Type "C" Clamshell

Twist Clips



Part No.	Wire Dia. (in.)	Overall (in.)	Fits Pin Dia. (in.)	Wgt. Ea. (lbs.)	Pkg. No.	Pkg. Type	Pcs/ Pkg.	Pkg. Wgt. (lbs.)
70020	1/8	2-1/16	1/2 to 7/8	.022	93120	C	6	.030
70021	5/32	3	5/8 to 1	.038	93121	C	5	.045
70022	3/16	4-3/16	3/4 to 1-1/4	.075	93122	C	2	.085

• Spring steel wire
• Zinc plated

Package Type "B" Bagged • Package Type "C" Clamshell

PTO Adapters



Part No.	Description	Max. H.P.	Female Spline (in.)	Male Spline (in.)	Extends PTO (in.)	Overall (in.)	Similar to Hub City No.	Pkg. Wgt. (lbs.)
70253	Forged Increaser	70	1-1/8 x 6	1-3/8 x 6	1-1/8	3	03-32-00018	1.4
70249	Sleeve Increaser Fits all except Ford	70	1-1/8 x 6	1-3/8 x 6	0	2-1/4	03-32-00352	0.2
70250	Sleeve Increaser	70	1-3/8 x 6	1-1/8 x 6	0	1-7/8	03-32-00363	0.2
70252	Forged Increaser	70	1-3/8 x 6	1-1/8 x 6	2-1/2	4-5/8	03-32-03531	1.3
70251	Forged Reducer	70	1-3/8 x 6	1-1/8 x 6	2-3/4	5-3/8	03-32-00400	1.4
70255	Forged Extender	70	1-3/8 x 6	1-3/8 x 6	3	5-3/8	03-32-00378	2.0
73029	21 to 6 Spline 1000 to 540 RPM	70	1-3/8 x 6	1-3/8 x 6	3-1/4	5-7/8	03-32-00373	2.0
73030	21 to 6 Spline QR 1000 to 540 RPM	70	1-3/8 x 6	1-3/8 x 6	4-1/8	6-3/8	03-32-01375	3.2
73034	QR Extender	70	1-3/8 x 6	1-3/8 x 6	4-1/8	6-3/8	03-32-00010	2.8
73028	21 QR Extender 1000 RPM	70	1-3/8 x 21	1-3/8 x 21	4-1/8	5-7/8	03-32-02121	3.1
73038	6 to 21 Spline QR 540 to 1000 RPM	70	1-3/8 x 6	1-3/8 x 21	4-1/8	5-7/8	03-32-00013	3.2
73035	20 to 6 Spline	100	1-3/4 x 20	1-3/8 x 6	4-5/8	7-1/2	03-32-00020	6.1
73041	**20 to 6 Spline Heavy-duty	150	1-3/4 x 20	1-3/8 x 6	5	7-7/8	03-32-00076	6.6
73036	20 to 21 Spline	100	1-3/4 x 20	1-3/8 x 21	4-5/8	7	03-32-00021	6.1
73042	**20 to 21 Spline Heavy-duty	150	1-3/4 x 20	1-3/8 x 21	5-1/2	7-7/8	03-32-00077	6.7
70660	Over-running Clutch Extender	*	1-3/8 x 6	1-3/8 x 6	3-3/4	6-3/4	03-31-00660	5.0
70670	Over-running Clutch Increaser	*	1-1/8 x 6	1-1/8 x 6	3-3/4	6-3/4	03-31-00670	5.0

* Over-running clutches provide a safe means to protect operators and expensive machinery from situations when the inertia of a PTO driven implement exceeds and over-runs the tractor PTO speed. In such a case, the over-running coupler will free-wheel smoothly and safely. Over-running clutches will normally withstand applications requiring up to 65h.p. at 540 rpm and 100 h.p. at 1000 rpm. Extreme shock loads or drive line angularity will reduce this capability.

- Used to increase or reduce the diameter, or extend the length of the tractor's power take-off shaft to fit an implement's PTO shaft
- Zinc plated finish
- **Newer, Heavy-duty, 20-spline models have been redesigned to be stronger, smaller and lighter to reduce rotating mass at higher RPM's

PTO Shafts



Part No.	Description
70661	PTO Conversion shaft 2N, 8N, and 9N
70662	PTO Connector shaft 600, 700, 800, and 900
70663	PTO Connector shaft - NAA (1953-1954)

- 1-3/8" Modern shaft size
- Eliminates need for PTO adapter
- Replaces damaged or older shafts that may lack replacement seals
- Includes seal, ball bearing, and bearing retainer

PTO Accessories



Part No.	Description	Type	Pin Dia. (in.)	Usable (in.)	Wgt. Ea. (lbs.)	Pkg. No.	Pkg. Type	Pcs/ Pkg.	Pkg. Wgt. (lbs.)
70264	Lock Pin	Round	1/4	2-1/4	0.2	92263	C	2	0.5
						92264	C	4	0.9
70266	Lock Pin	Round	5/16	2-1/4	0.2	82266	B	2	0.5
						92266	C	2	0.6
						92269	C	4	1.1
70276	Lock Pin	Square	5/16	2-1/4	0.2	82276	B	2	0.5
						92276	C	2	0.6
70265	Lock Pin	Round	3/8	2-1/4	0.2	92265	C	2	0.7
70275	Lock Pin	Square	3/8	2-1/4	0.2	92275	C	2	0.7
70278	Lock Pin	Square	3/8	2-1/2	0.2	-	-	-	-
71090	Yoke Pin Assy./PTO drive	-	-	-	0.3	91090	C	1	0.4
71091	Q.R. Pin Assy. Q.R. Adapter	-	-	-	0.3	91091	C	1	0.4
71145	Roll Pin fits 00660/00670	-	5/16	2	0.1	82283	B	5	0.3
						92283	C	5	0.3
71146	Roll Pin fits 00253	-	5/16	1-1/8	0.1	-	-	-	-

- Spring steel wire
- Zinc plated

Package Type "B" Bagged • Package Type "C" Clamshell

Quick Hitches



71000

Part No.	CAT	Description	Max. Recommended Horsepower	Wgt. (lbs.)
71000	1	CAT 1	50	76
71001	2	CAT 2, Heavy-duty	150	160

- Allows easy attachment and release of 3-point implements
- Operator can engage and secure from seat
- Heavy-duty steel construction

Quick Hitch Adapter Bushings



Bulk	CAT	I.D. (in.)	O.D. (in.)	Wgt. Ea. (lbs.)	Pkg. No.	Pkg. Type	Pcs/ Pkg.	Pkg. Wgt. (lbs.)
73015	2 to 3	1-1/8	1-7/16	1.1	93014	C	2	2.2
73016	1 to 3	7/8	1-7/16	1.4	93016	C	2	2.2
71148	Roll Pin	-	-	.01				

Package Type "B" Bagged • Package Type "C" Clamshell

- Fits most category 3 quick hitches
- Converts category 2 lift pins to category 3
- Two required per unit
- Use 7/16" x 1-3/8" roll pin to secure
- Clampak includes 2 roll pins
- Zinc plated

Wheelspinners



Part No.	Description	Wgt. Ea. (lbs.)	Pkg. No.	Pkg. Type	Pcs/ Pkg.	Pkg. Wgt. (lbs.)
70951	Wooden-Red	.03	90951	C	1	0.4
70952	Aluminum	.05	90952	C	1	0.6
70953	Black-Vinyl	.05	90953	C	1	0.6
70954	Yellow-Vinyl	.05	90954	C	1	0.6
70955	Green-Vinyl	.05	90955	C	1	0.6
70956	Blue-Vinyl	.05	90956	C	1	0.6
70957	Red-Vinyl	.05	90957	C	1	0.6

Package Type "B" Bagged • Package Type "C" Clamshell

- Premium ball bearing suspension
- Bright zinc plated base and hardware

Stroke Controls



Part No.	Fits Shaft Sizes (in.)	Segment (in.)	Wgt. (lbs.)
70098	1-3/8 & 1-1/2	3/4, 1, 1-1/4, & 1-1/2	1.5
70099	1-1/8 & 1-1/4	3/4, 1, 1-1/4, & 1-1/2	1.5
79697	1-3/4, 1-7/8, & 2	1, 1-1/4, 2, & 4	3.9
79899	1-1/8, 1-1/4, 1-3/8, & 1-1/2	3/4, 1, 1-1/4, & 1-1/2	1.8

- Aluminum

Roller Chain



Part No.	Chain No.	Unit (ft.)	Pitch (in.)	Part No.	Chain No.	Unit (ft.)	Pitch (in.)
76351	35	10	3/8	76603	60-H	10	3/4
76355	35	50	3/8	76801	80	10	1
76352	35-2	10	3/8	76805	80	50	1
76411	41	10	1/2	76802	80-2	10	1
76415	41	50	1/2	76803	80-H	10	1
76401	40	10	1/2	76100	100	10	1-1/4
76405	40	50	1/2	76120	120	10	1-1/2
76501	50	10	5/8	76241	A2040	10	1
76505	50	50	5/8	76245	A2040	50	1
76502	50-2	10	5/8	76251	A2050	10	1-1/4
76601	60	10	3/4	76255	A2050	50	1-1/4
76605	60	50	3/4	76261	A2060	10	1-1/2
76602	60-2	10	3/4	76551	CA550	10	1-41/64

Connecting/Offset Links



Connecting Links

Offset Links

Pkg. No.	Chain No.	Bagged Qty.	Pitch (in.)	Pkg. No.	Chain No.	Bagged Qty.	Pitch (in.)
56351	35	4	3/8	66351	35	4	3/8
56352	35-2	4	3/8	66352	35-2	4	3/8
56411	41	4	1/2	66411	41	4	1/2
56401	40	4	1/2	66401	40	4	1/2
56501	50	4	5/8	66501	50	4	5/8
56502	50-2	4	5/8	66502	50-2	4	5/8
56601	60	3	3/4	66601	60	3	3/4
56602	60-2	3	3/4	66602	60-2	3	3/4
56603	60-H	3	3/4	66603	60-H	3	3/4
56801	80	2	1	66801	80	2	1
56802	80-2	2	1	66802	80-2	2	1
56803	80-H	2	1	66803	80-H	2	1
56100	100	2	1-1/4	66100	100	2	1-1/4
56120	120	2	1-1/2	66120	120	2	1-1/2
52040	A2040	4	1	62040	A2040	4	1
52050	A2050	3	1-1/4	62050	A2050	3	1-1/4
52060	A2060	3	1-1/4	62060	A2060	3	1-1/2

• Packaged in carded bags

Roller Chain Breakers



Part No.	Item	Fits
75050*	Breaker	#25 to #60 Chain
75051*	Breaker	#60 to #100 Chain
75053	Replacement tip assembly	75050 Breaker
75054	Replacement tip assembly	75051 Breaker

- Black oxide & zinc plated
- Tips made from tool steel
- *Packaged in resealable clamshell

Roller Chain Puller



Part No.	Package
95052	Clamshell
75052	Bulk

- Fits #35 to #60 chain
- Black oxide & zinc plated
- Tips made from tool steel

Rain Caps



Part No.	Size (in.)	Min. Exhaust O.D. (in.)	Max. Exhaust O.D. (in.)
71032	1-1/4	1-1/4	1-7/16
71033	1-1/2	1-1/2	1-11/16
71034	1-3/4	1-3/4	1-15/16
71035	2	2	2-3/16
71036	2-1/4	2-1/4	2-7/16
71037	2-1/2	2-1/2	2-11/16
71038	2-3/4	2-3/4	2-15/16
71039	3	3	3-3/16
71040	3-1/4	3-1/4	3-7/16
71041	3-1/2	3-1/2	3-11/16
71042	3-3/4	3-3/4	3-15/16
71043	4	4	4-3/16
71044	5	5	5-3/16

- Automatic exhaust pipe protection
- Keeps out moisture when engine is off
- Protective grey powder coating
- Each cap permanently marked with size
- Complete range of sizes

Set Collars



Part No.	Bore Size (in.)	Outside Dia. (in.)	Width (in.)	Pkg. No.	Pkg. Type	Pcs/Pkg.	Pkg. Wgt. (lbs.)
70360	3/8	3/4	3/8	82360	B	2	0.6
70361	1/2	1	1/2	82361	B	2	1.2
70362	5/8	1-1/8	9/16	82362	B	2	1.9
70363	3/4	1-3/8	5/8	82363	B	2	2.9
70364	7/8	1-1/2	5/8	82364	B	2	0.8
70365	1	1-5/8	5/8	82365	B	2	1.3
70366	1-1/8	1-3/4	5/8	82366	B	1	1.9
70367	1-1/4	2	11/16	82367	B	1	5.7
70368	1-3/8	2-1/8	3/4	82368	B	1	6.7

- Machine sized for exact fit
- Allen head set screw

Package Type "B" Bagged • Package Type "C" Clamshell

Post Drivers



Part No.	Description	Length (in.)	O.D. (in.)	I.D. (in.)	Wgt. (lbs.)
75520	Post Driver	29-1/2	2-3/8	2-1/16	12.0
75521	Post Driver - Heavy-duty	23-3/8	3	2-3/4	16.0

- Helps drive steel posts into the ground
- Easy grip handles

Merchandising Program

Category-coded clamshell packaging



Agralink™ offers a simple to understand merchandising program that benefits your customers, your sales efforts and your brand. At the end of the day, next generation point of sale systems should allow you to increase the category product turns as it also becomes a more efficient marketing tool for you. This well implemented POS system from Agralink will result in reduced marketing expenditures and increase sales volume.

Point-of-Sale product identification hangtags



The use of effective signage on this display attracts attention, engages your consumer, and offers distinct advantages over the standard 3-point tractor linkage product displays. It engages the customer by presenting the product at eye level and in multiple compartments. And finally, our point of sale display set will act like an extra sales person in your store. It offers a distinct advantage or value proposition by including both copy and visuals explaining what the product is and where it's used.

Point-of-Sale informative headers

agralink™ | Tractor 3-Point Hitch Parts

Typical Parts Used on a 3-Point Hitch Assembly

- Top Link Pin
- Top Link
- Upper Stay Strap
- Lift Arm Leveling Assembly
- Ward/Eye Bracket
- Check Chain Eye Bolt
- Lift Arm
- Adjustable Stabilizer Arm
- Stabilizer Chain
- Check Chain Check
- Power-Tite OR PFD
- Sealing Drawbar Hanger
- Drawbar
- Lower Stay Strap
- Lynch Pin
- Draw Pin

agralink™ | Tractor 3-Point Categories

Maximum Drawbar Horsepower	Top Link Pin Diameter	Pull or Draw Pin Diameter	Standard Lift Arm Spacing
Cat. 0 - up to 20	5/8"	5/8"	20"
Cat. 1 - up to 45	3/4"	7/8"	26"
Cat. 2 - 40 to 100	1"	1-1/8"	32"
Cat. 3 - 80 to 225	1-1/4"	1-7/16"	38"

agralink™ | Tractor 3-Point Linkage Parts

Top Link Connection

Lift Arm Connection

Contact your Agralink sales representative at 800-821-9542 for more details.

Numerical Index

Product Part Numbers

Part No.	Pg. No.	Part No.	Pg. No.	Part No.	Pg. No.	Part No.	Pg. No.	Part No.	Pg. No.	Part No.	Pg. No.
61488	3	70276	13	71043	16	72060	15	73483	8	77881	3
61489	3	70278	13	71044	16	72131	3	73510	12	77885	4
61518	3	70310	9	71090	13	72646	11	73530	12	77890	3
61519	3	70311	9	71091	13	72647	11	73548	11	77891	3
61520	3	70330	8	71100	11	72648	11	74880	3	77895	4
61521	3	70331	8	71101	11	72650	11	74881	3	77900	3
61788	3	70332	8	71102	11	72698	11	74890	3	77901	3
61789	3	70333	8	71103	11	72703	11	74891	3	78001	3
61790	3	70335	8	71104	11	72704	11	74895	4	78134	5
61820	3	70336	8	71105	11	72709	11	74951	9	78158	5
61821	3	70337	8	71106	11	73000	10	74952	9	78178	5
62133	3	70338	8	71107	11	73001	10	75050	15	78187	5
62643	3	70339	8	71108	11	73002	10	75051	15	78190	5
64883	3	70340	8	71109	11	73003	10	75052	15	78195	5
64893	3	70342	9	71110	11	73005	10	75053	15	78234	5
65203	3	70343	9	71145	13	73006	10	75054	15	78258	5
65213	3	70346	9	71146	13	73007	10	75124	4	78278	5
67883	3	70347	9	71148	14	73008	12	75142	4	78287	5
67893	3	70348	8	71338	9	73009	12	75143	4	78290	5
67903	3	70351	12	71342	9	73010	12	75162	4	78295	5
68203	3	70353	12	71344	9	73011	10	75163	4	78465	6
68213	3	70360	16	71351	9	73012	12	75180	3	78546	5
70007	12	70361	16	71352	9	73013	12	75182	4	78547	5
70008	12	70362	16	71410	4	73015	14	75183	4	78548	5
70009	12	70363	16	71411	4	73016	14	75190	3	78549	5
70010	12	70364	16	71412	4	73022	10	75195	4	78550	5
70012	12	70365	16	71415	4	73026	10	75200	3	78551	5
70013	12	70366	16	71420	4	73027	11	75201	3	78605	6
70014	12	70367	16	71425	4	73028	13	75205	4	78606	6
70015	12	70368	16	71430	4	73029	13	75210	3	78608	6
70017	8, 12	70411	7	71435	4	73030	13	75211	3	78646	5
70019	12	70412	7	71440	4	73031	10	75215	4	78647	5
70020	12	70418	7	71445	4	73032	10	75220	16	78648	5
70021	12	70419	7	71450	4	73033	10	75221	16	78649	5
70022	12	70421	7	71455	4	73034	13	76100	15	78650	5
70056	9	70432	7	71460	4	73035	13	76120	15	78651	5
70057	9	70441	7	71465	4	73036	13	76241	15	78652	5
70073	10	70480	8	71470	4	73038	13	76245	15	78653	5
70074	10	70486	8	71500	3	73039	10	76251	15	78654	5
70076	10	70500	9	71501	3	73041	13	76255	15	78812	6
70077	10	70611	7	71502	3	73042	13	76261	15	78813	6
70098	14	70612	7	71503	3	73054	9	76351	15	78814	6
70099	14	70660	13	71504	3	73055	9	76352	15	78815	6
70152	9	70661	13	71506	3	73056	9	76355	15	78816	6
70159	7	70662	13	71508	3	73057	9	76401	15	78834	6
70160	7	70663	13	71510	3	73107	7	76405	15	78835	6
70169	7	70670	13	71512	3	73132	10	76411	15	79697	14
70173	7	70951	14	71514	3	73133	10	76415	15	79899	14
70174	7	70952	14	71515	3	73134	10	76501	15	82040	15
70175	7	70953	14	71516	3	73137	10	76502	15	82050	15
70176	7	70954	14	71542	8	73169	7	76505	15	82060	15
70177	7	70955	14	71544	8	73173	10	76551	15	86100	15
70178	7	70956	14	71545	8	73178	10	76601	15	86120	15
70200	10	70957	14	71546	8	73244	9	76602	15	86351	15
70202	10	71000	14	71600	3	73246	9	76603	15	86352	15
70211	10	71001	14	71601	3	73470	8	76605	15	86401	15
70213	10	71032	16	71602	3	73473	8	76801	15	86411	15
70249	13	71033	16	71603	3	73474	8	76802	15	86501	15
70250	13	71034	16	71604	3	73475	8	76803	15	86502	15
70251	13	71035	16	71605	3	73476	8	76805	15	86601	15
70252	13	71036	16	71606	3	73477	8	77101	3	86602	15
70253	13	71037	16	71607	3	73478	8	77102	3, 10	86603	15
70255	13	71038	16	71608	3	73479	8	77103	3	86801	15
70264	13	71039	16	71609	3	73480	8	77104	3, 10	86802	15
70265	13	71040	16	72040	15	73481	8	77105	3	86803	15
70266	13	71041	16	72050	15	73482	8	77880	3	95052	15
70275	13	71042	16								

Product Package Numbers

Pkg. No.	Pg. No.	Pkg. No.	Pg. No.	Pkg. No.	Pg. No.
52040	15	82273	10	92263	13
52050	15	82274	10	92264	13
52060	15	82275	10	92265	13
56100	15	82276	13	92266	13
56120	15	82277	10	92269	13
56351	15	82278	10	92275	13
56352	15	82279	10	92276	13
56401	15	82282	10	92283	13
56411	15	82283	13	92310	11
56501	15	82310	11	92311	11
56502	15	82311	11	92312	11
56601	15	82312	11	92313	11
56602	15	82313	11	92314	11
56603	15	82314	11	92315	11
56801	15	82316	11	92316	11
56802	15	82360	16	92317	11
56803	15	82361	16	92318	11
62040	15	82362	16	92319	11
62050	15	82363	16	92320	11
62060	15	82364	16	93008	12
66100	15	82365	16	93009	12
66120	15	82366	16	93014	14
66351	15	82367	16	93016	14
66352	15	82368	16	93027	11
66401	15	83108	12	93054	10
66411	15	83109	12	93054	10
66501	15	83110	12	93055	10
66502	15	83112	12	93056	10
66601	15	83113	12	93108	12
66602	15	83114	12	93109	12
66603	15	83115	12	93110	12
66801	15	83116	12	93112	12
66802	15	83119	12	93113	12
66803	15	83162	12	93114	12
82200	11	90017	12	93115	12
82201	11	90017	8	93116	12
82202	11	90056	10	93119	12
82203	11	90057	10	93120	12
82204	11	90310	9	93121	12
82205	11	90311	9	93122	12
82206	11	90951	14	93162	12
82207	11	90952	14	93250	12
82211	11	90953	14	93252	12
82212	11	90954	14	93255	12
82213	11	90955	14	93255	12
82214	11	90956	14	93255	12
82215	11	90957	14	98546	5
82216	11	91090	13	98547	5
82217	11	91091	13	98548	5
82219	11	91338	9	98549	5
82250	12	91342	9	98550	5
82251	12	91544	8	98551	5
82252	12	91545	8	98605	6
82253	12	92202	11	98606	6
82255	12	92203	11	98608	6
82255	12	92204	11	98646	5
82255	12	92205	11	98647	5
82260	7	92206	11	98648	5
82261	7	92207	11	98649	5
82266	13	92213	11	98650	5
82270	10	92215	11	98651	5
82271	10	92260	7	98652	5
82272	10	92261	7		

agraTronix™

10375 State Route 43
Streetsboro, Ohio 44241 USA
p: 330-562-2222 • f: 330-562-7403

800-821-9542 | www.agratronix.com



Distributed by:

Follow Us

