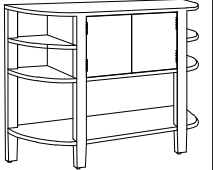



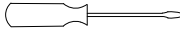

ASSEMBLY INSTRUCTIONS

CFNR792

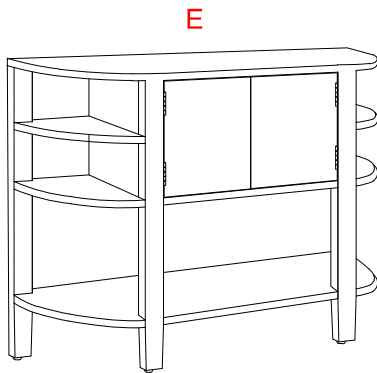
PARTS

S.NO.	DESCRIPTION	QTY.
E	 BASE	1

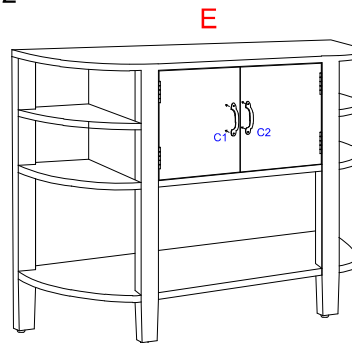
HARDWARE

S.NO.	DESCRIPTION	QTY.
A	 SCREW	4
B	 SCREW DRIVER	1
C	 HANDLE 1/2	2

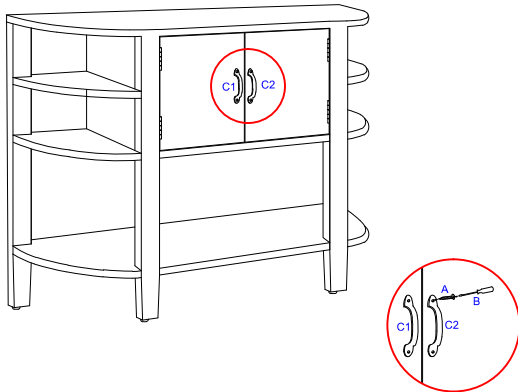
STEP-1




STEP-2



STEP-3



STEP-4



Note: There are leverler on bottom adjust for balance