

**DK2**®

**WHAT'S NEW AT DK2?**






# DKA **WARRIOR**®

Find out more about our new series of products from Warrior Winches. Learn about products that serve the every day battles, to the ones that are designed to withstand the toughest jobs and harshest climates possible.

# DETAILK2 WARRIOR

# T1000



## SEVERE DUTY LEVEL WINCHES



IP68 RATED



3 STAGE  
PLANETARY  
GEARING




ALUMINUM  
HAWSE  
FAIRLEADS



CHEMICAL &  
CORROSION  
RESISTANT

The T1000 range of “Severe Duty” Warrior winches were originally designed as highly advanced prototypes for military application. This series has been designed to perform in severe climates and the harshest environments imaginable as an essential prerequisite. After successful operations in the field & following many plaudits at last year’s Defence and Security Equipment International Expo, the decision was made to allow the T1000 range to become widely available for general use. Available in both 12v or 24v options, with either steel or the more widely preferred military grade “Armortek Extreme” ropes, the T1000 Series range from 10,000lbs (4.545 Tonne) right up to the colossal 22,000 pounder (10 Tonne). The T1000 could be a complete game changer as it is a more than capable solution for any Industrial, Commercial or Military applications requiring a truly fully functional battle ready unit, or for those individuals who just demand the ultimate beast of a Warrior on their truck. Like its namesake, T1000 series is undoubtedly one of the most the most advanced and durable machines on the market, it really is the best of the best.




### T1000-100

10,000 LB RATED LINE PULL

12V: 4.6 kW / 6.2 HP

24V: 6.5 kW / 8.7 HP

37.5 KG / 82.7 LBS




### T1000-145

14,500 LB RATED LINE PULL

12V: 5.4 kW / 7.2 HP

24V: 5.7 kW / 7.6 HP

41 KG / 90 LBS



### T1000-2200

22,000 LB RATED LINE PULL

12V: 5.5 kW / 7.4 HP

24V: 6.1 kW / 8.2 HP

75 KG / 165.3 LBS

[WWW.DETAILK2.COM/WINCHES](http://WWW.DETAILK2.COM/WINCHES)

# DETAIL K2 WARRIOR

# T1000

ARMORTEK EXTREME  
SYNTHETIC ROPE



## SEVERE DUTY LEVEL WINCHES



IP68 RATED



3 STAGE  
PLANETARY  
GEARING



ALUMINUM  
HAWSE  
FAIRLEADS



CHEMICAL &  
CORROSION  
RESISTANT

The T1000 range of “Severe Duty” Warrior winches were originally designed as highly advanced prototypes for military application. This series has been designed to perform in severe climates and the harshest environments imaginable as an essential prerequisite. After successful operations in the field & following many plaudits at last year’s Defence and Security Equipment International Expo, the decision was made to allow the T1000 range to become widely available for general use. Available in both 12v or 24v options, with either steel or the more widely preferred military grade “Armortek Extreme” ropes, the T1000 Series range from 10,000lbs (4.545 Tonne) right up to the colossal 22,000 pounder (10 Tonne). The T1000 could be a complete game changer as it is a more than capable solution for any Industrial, Commercial or Military applications requiring a truly fully functional battle ready unit, or for those individuals who just demand the ultimate beast of a Warrior on their truck. Like its namesake, T1000 series is undoubtedly one of the most the most advanced and durable machines on the market, it really is the best of the best.



### T1000-100AE

10,000 LB RATED LINE PULL

12V: 4.6 kW / 6.2 HP

24V: 6.5 kW / 8.7 HP

37.5 KG / 82.7 LBS



### T1000-145AE

14,500 LB RATED LINE PULL

12V: 5.4 kW / 7.2 HP

24V: 5.7 kW / 7.6 HP

41 KG / 90 LBS



### T1000-2200AE

22,000 LB RATED LINE PULL

12V: 5.5 kW / 7.4 HP

24V: 6.1 kW / 8.2 HP

75 KG / 165.3 LBS

[WWW.DETAILK2.COM/WINCHES](http://WWW.DETAILK2.COM/WINCHES)

# DETAILK2 WARRIOR

# TROJAN



## PORTABLE WINCH KITS



4,000 LB  
RATED PULL



BUILT IN 1/4"  
HARDENED  
STEEL PLATE



CAN BE  
PERMANENTLY  
MOUNTED



QUICK  
PLUG & PLAY  
FUNCTIONALITY

Trojan portable utility winches are the complete solution in a convenient kit. Featuring a 4,000 lb rated line pull winch on a unique powder coated winch platform, all in a compact, easy to carry composite tool box. The kit is easy to store, use, and repack. Completely portable, the Trojan requires no installation and does not require a winch mount; however, it can be permanently mounted on a trailer and be used as a utility winch if desired.

The Trojan kits include a quick connect cord with alligator clips, heavy duty leather palmed winch gloves, 6,000lb pulley block, 3.6m (12ft) hand remote, three 20,000lb D-shackles, and two 8ft heavy duty straps rated at 8,000lbs.



### 40PUS12

STEEL CABLE

4,000 LB RATED LINE PULL

12V: 2.4 kW / 3.2 HP

19 KG / 41.9 LBS



### 40PUA12

SYNTHETIC ROPE

4,000 LB RATED LINE PULL

12V: 2.4 kW / 3.2 HP

20.5 KG / 45.2 LBS

[WWW.DETAILK2.COM/WINCHES](http://WWW.DETAILK2.COM/WINCHES)

# DK2 WARRIOR HOISTS



## COMPACT ELECTRIC HOISTS



551 - 1102 LB  
LIFT CAPACITY



SPECIAL FIXING  
CLAMPS



EASY TO  
INSTALL



IP54 RATED

### COMPACT, GENERAL PURPOSE ELECTRIC HOISTS.

Ideal for all manner of lifting applications. Easy to install, with easy change cable design. Warrior Electric Hoists are supplied with special fixing clamps for simple section beam fitting (square section beams).

The DK2 Warrior Electric hoists have a 3m remote switch with power in and out facility and conforms to BS EN 14492 standard with built in upper and lower limit switches, including thermal overload on the motor for added safety.



### **EH250**

551 LB RATED LINE PULL  
500 WATT / 120V MOTOR  
18 / 9m (59 / 29') LIFT HEIGHT  
8 / 4m (26 / 13') LIFT SPEED  
12 KG / 26 LBS



### **EH500**

1102 LB RATED LINE PULL  
1050 WATT / 120V MOTOR  
18 / 9m (59 / 29') LIFT HEIGHT  
8 / 4m (26 / 13') LIFT SPEED  
18 KG / 39.68 LBS



# DIA 21 TRAILERS

Introducing our brand new, top of the line 4" x 8" folding trailer, designed for versatility and easy storage. The perfect trailer for those who like extra space.



# MFT4X8

4" x 8" FOLDING TRAILER



[CLICK HERE TO WATCH OUR PRODUCT VIDEO](#)



DURABLE & VERSATILE



EXCEPTIONAL BALANCE



1,450 LB CAPACITY



UV POWDER COATED STEEL



FULLY WELDED TUBULAR STEEL RAILINGS

The DK2 MFT4X8 is a best-in-class durable and versatile trailer with a small footprint, allowing it to be stored in smaller spaces with ease. It's the perfect solution for anyone needing to pull a trailer behind any sized vehicle, and is engineered to provide exceptional balance & ease of mobility without giving up one ounce of its 1,450lb payload capacity. The MFT4X8 is manufactured with 100% UV powder coated steel and includes railing pockets for DIY railings or UV powder coated, fully welded tubular steel railings.

<b>ITEM NUMBER</b>	MFT4X8
<b>PAYLOAD CAPACITY</b>	1,450 LBS
<b>GVW</b>	1,770 LBS
<b>CURB WEIGHT</b>	320 LBS
<b>BED DIMENSIONS</b>	48 x 96"
<b>FOLDED DIMENSIONS</b>	74" H x 65" W x 25" D
<b>RIM SIZE</b>	12 x 4"
<b>TIRES</b>	5.30-12
<b>TIRE PRESSURE</b>	80 PSI Cold
<b>CONSTRUCTION</b>	Black UV Powder Coated Steel








# DK2 ACCESSORIES

Learn more about our growing selection of bicycle carriers. Whether they come as trunk mounted, hitch mounted, as a platform carrier or as a hanging carrier, DK2 has the perfect variety to cover all bases of usability.

## BCR190

TRUNK MOUNTED 3 BICYCLE CARRIER



FOLDING  
CAPABILITY FOR  
EASY TRUNK  
INSTALLATION



ATTACHMENT  
STRAPS TO  
FASTEN CARRIER  
TO TRUNK



RUBBER FRAME  
STRAPS TO HOLD  
BIKES SECURELY  
IN PLACE

**JUST BECAUSE YOU DON'T HAVE A RECEIVER HITCH ON YOUR VEHICLE DOESN'T MEAN YOU CAN'T TAKE YOUR BIKES WITH YOU.**

The DK2 BCR190 allows you to strap our carrier to the trunk of your car or small SUV and haul up to 3 bikes with you. Adjustable for most makes and model of vehicles and easy to assemble. Soft rubber cradles and strap allow you to secure the bikes to the carrier without damaging the finish or performance of your bicycles. Six adjustable straps will securely hold the bikes in place for whatever trip you take! The BCR190 comes equipped with extreme temperature resistance, attachment straps to lock securely on your trunk, easy folding adjustment to install to your vehicle, and frame straps to hold your bicycles in place.

<b>ITEM NUMBER</b>	BCR190
<b>CARRYING CAPACITY</b>	81 LBS
<b>ASSEMBLED DIMENSIONS</b>	27.7 x 12.7 x 25.9"
<b>SHIPPING DIMENSIONS</b>	29.5 x 6.1 x 18.8"
<b>NET WEIGHT</b>	6.61 LBS
<b>SHIPPING WEIGHT</b>	9 LBS
<b>CONSTRUCTION</b>	Lightweight aluminum

## BCR290

HITCH MOUNTED 4 BICYCLE CARRIER



EASY TO ASSEMBLE  
FOR LESS TIME  
CONSUMING  
INSTALL



RUBBER FRAME  
STRAPS TO HOLD  
BIKES SECURELY  
IN PLACE



FITS ANY 2" RE-  
CEIVER (CLASS III  
RECEIVERS WORK  
BEST)

**THE DK2 HITCH MOUNTED BIKE CARRIER IS THE PERFECT WAY TO TRANSPORT YOUR BICYCLES ON THOSE LONG ROAD TRIPS.**

Quick and easy assembly takes only minutes. The BCR290 is constructed of UV power coated steel to help resist damage from harsh weather conditions. Simply slide the bike carrier into your 2 inch receiver hitch and secure using the anti wobble hitch pin. No mark straps allow you to secure up to 4 bikes to your carrier for transportation. The carrier also tilts away for easy access to your trunk. Finished with powder coated steel, can be folded when not in use, comes equipped with frame straps to hold your bikes securely in place, and fits any 2" class III or IV hitch receiver.

<b>ITEM NUMBER</b>	BCR290
<b>CARRYING CAPACITY</b>	200 LBS
<b>U-PIPE SIZE</b>	24.4" (62cm)
<b>U-PIPE HEIGHT</b>	35.4" (90cm)
<b>NET WEIGHT</b>	19.9 LBS
<b>SHIPPING WEIGHT</b>	21.7 LBS
<b>CONSTRUCTION</b>	UV Powder Coated Steel

## BCR590

HITCH MOUNTED 2 BICYCLE PLATFORM CARRIER



ADJUSTABLE TIRE  
PLATFORM WITH  
RUBBER STRAPS TO  
KEEP BIKE SECURE



FITS BOTH 1-1/4"  
& 2" RECEIVERS  
(CLASS III  
RECEIVERS WORK  
BEST)



SAFE BIKE FRAME  
HOLDER FOR  
EXTRA STABILITY  
WHILE ON THE  
ROAD

**THE DK2 HITCH MOUNTED BCR590 BIKE CARRIER FITS INTO EITHER A 1-1/4" OR 2" RECEIVER HITCH.**

This unit allows you to transport two bicycles by securing them to carrier. The BCR590 adjusts in width and height to fit your bike while making sure the no mark straps do not damage the finish of your bike. The carrier folds up when not in use and the center arm can fold down to allow access to the rear of the vehicle without removing the rack. Light weight and easy to assemble the BCR590 is the perfect solution for those long road trips! The BCR590 is easily adjustable to all frame sizes and has folding capability for storage or rear vehicle access. It comes equipped with push-button ratcheting arms, safe, adjustable bike and tire holders with secure, rubber straps to hold bicycles in place.

<b>ITEM NUMBER</b>	BCR590
<b>CARRYING CAPACITY</b>	200 LBS
<b>ASSEMBLED DIMENSIONS</b>	38.1 x 11 x 59" (97 x 28 x 15 cm)
<b>SHIPPING DIMENSIONS</b>	40.5 x 9.8 x 5.3" (103 x 25 x 13.5 cm)
<b>NET WEIGHT</b>	28.6 LBS (13 KG)
<b>SHIPPING WEIGHT</b>	30.4 LBS (13.8 KG)
<b>CONSTRUCTION</b>	UV Powder Coated Steel

A person wearing safety glasses is using a cordless tool on the interior of a car. The tool is a 4-in-1 kit, which can function as a pressure washer, inflator, blower, and vacuum. The background is a blurred view of the car's interior, showing the seat and door panel.

# **DK2** **CORDLESS** **TOOLS**

DK2 is expanding into the Cordless Tools world, learn more about our new and convenient 4-in-1 tool kit containing a pressure washer, inflator, blower and vacuum.

# CHPW102

4-IN-1 CORDLESS TOOL KIT



20V LITHIUM ION  
QUICK CHARGE  
BATTERY



330 PSI  
PRESSURE  
WASHER



100PSI  
INFLATOR



15,000 RPM  
BLOWER



8,000 PA  
VACUUM

**GONE ARE THE DAYS OF HAVING TOO MANY TOOLS THAT SERVE ONLY ONE PURPOSE.**

A pressure washer, blower, inflator, and vacuum all in one, the DK2 4-in-1 Cordless Kit is a first of its kind. The lightweight and secure handle is designed to make switching attachments effortless, while the high capacity battery won't run out until the job is done. Don't let its compact size fool you, the DK2 4-in-1 Cordless Kit's convenient size is designed for anyone to tackle any job.

<b>ITEM NUMBER</b>	CHPW102
<b>BATTERY</b>	20V Lithium Ion Quick Charge Battery
<b>PRESSURE WASHER</b>	330 PSI / Flow: 0.65 Gallons / Minute
<b>PRESSURE WASHER ADD-ONS</b>	20 FT Water Hose & Short Lance: Spray Nozzle with Multi-angle 0 / 25 / 40 / SHOW
<b>INFLATOR</b>	100 PSI / 7 Bar. 20" Hose
<b>INFLATOR ADD-ONS</b>	Ball Adapter & Air Mattress Adapter
<b>BLOWER</b>	0-15,000 RPM / Air Flow: 2.5 CBM / Minute
<b>VACUUM</b>	8,000 PA
<b>EXTRA ITEMS</b>	Soap Pot, Garden Hose Adapter & Carry Bag

