

## CONTACT US

**QUESTIONS? NEED PARTS?  
WE ARE HERE TO HELP!**

**TRINITY Customer Service**

**TEL: 800.985.5506**

**FAX: 310.347.4134**

**EMAIL: customerservice@TRINITYii.com**

**Monday - Friday**

**8:00 a.m. - 5:00 p.m. (Pacific Standard Time)**

Thank you for purchasing a TRINITY All-Purpose Chrome Swivel Stool. In order to register your product to receive streamlined customer service, please fill out the following Product Registration Form and (1) fax the form to 310.347.4134 or (2) complete the Product Registration Form at [www.TRINITYii.com](http://www.TRINITYii.com) or (3) scan and email the form to [customerservice@TRINITYii.com](mailto:customerservice@TRINITYii.com). Include a copy of your original receipt with your submission.

First Name: \_\_\_\_\_ Last Name: \_\_\_\_\_

Address: \_\_\_\_\_

City: \_\_\_\_\_ State: \_\_\_\_\_ Zip Code: \_\_\_\_\_

Email Address: \_\_\_\_\_ Phone: \_\_\_\_\_

Product Model #: \_\_\_\_\_ Purchase Date: \_\_\_\_ / \_\_\_\_ / \_\_\_\_

Location of Purchase: \_\_\_\_\_

Please rate the importance of each feature (1 - least important, 10 - most important)

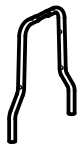

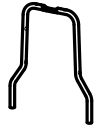







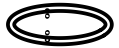








Quality \_\_\_\_\_ Price \_\_\_\_\_ Size/Capacity \_\_\_\_\_ Appearance \_\_\_\_\_ Other \_\_\_\_\_

Comments/Suggestions:



# ALL-PURPOSE CHROME SWIVEL STOOL USER'S MANUAL

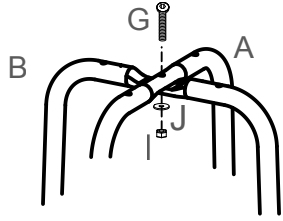
Please inspect box contents to ensure you have received all components..

- |          |   |          |   |
|----------|---|----------|---|
| <b>A</b> |    | <b>K</b> |    |
|          | Stool Leg - x1  |          | Base Plate - x1   |
| <b>B</b> |    | <b>L</b> |    |
|          | Stool Leg - x1<br>(w/ flat center)  |          | 1/4" * 1-3/4" - x4  |
| <b>C</b> |    | <b>M</b> |    |
|          | Stool Feet - x4   |          | Spacer - x4   |
| <b>D</b> |    | <b>N</b> |    |
|          | Feet Levelers - x4  |          | Seat - x1   |
| <b>E</b> |   | <b>O</b> |   |
|          | Large Ring - x1   |          | Seat Ring - x1  |
| <b>F</b> |  | <b>P</b> |  |
|          | Small Ring - x1   |          | 3/16" * 1/2" - x4   |
| <b>G</b> |  | <b>Q</b> |  |
|          | 1/4" * 1-1/4" - x9  |          | 1/4" * 3/4" - x4  |
| <b>H</b> |  | <b>R</b> |  |
|          | 1/4" * 5/8" - x4  |          | Hex Key - x1  |
| <b>I</b> |  | <b>S</b> |  |
|          | Nut - x5  |          | Wrench - x1   |
| <b>J</b> |  |          |   |
|          | Washer - x5   |          |   |



## LIMITED WARRANTY

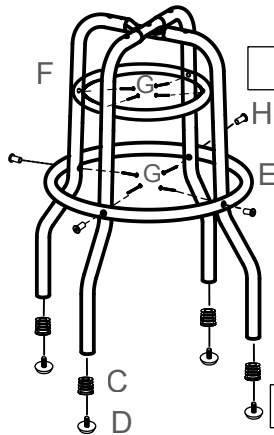
### Step 1



1. Put **A** on top of **B**, and fasten with **G** from the top and **J** and **I** from the bottom.

2. Once Legs (**A + B**) are secure, turn the legs upside down, and hammer in the Feet (**C**). Screw in Feet Levelers (**D**) into the Feet (**C**).

### Step 4



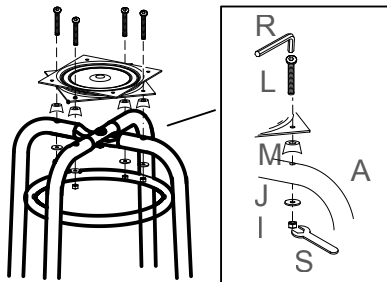
### Step 3

3. Turn the legs right side up. Place the Large Ring (**E**) around **A+B**, and slide into place. Match up the holes, and screw with **G** on the inside and **H** on the outside. Tighten.

4. Place Small Ring (**F**) on the inside of the legs. You may need to tilt or fit into space. Match **F** with the holes on the legs, and screw in with **G**. Tighten.

### Step 2

5. Take out the baseplate (**K**), and turn the top so that the top and bottom are at a 45 degree angle (see picture). Make sure to put **K** on the legs first. Insert **M** between **K** and the legs. Screw with **L** from the top, and **J** and **I** from the bottom.

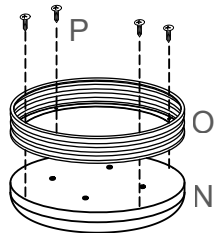


### Step 5

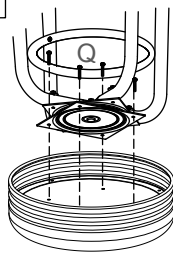
6. Screw the Rim (**O**) to the Seat (**N**) with **P**. Make sure the Ring is centered to the Seat.

7. Lay the seat on the ground, and attach the legs while stool is upside down. Screw the Base Plate (**K**) to the Seat (**N**) with (**Q**).

### Step 6



### Step 7



8. Ensure all screws are tightened.

## ALL-PURPOSE CHROME SWIVEL STOOL Model TWE-1101

We warrant to the original consumer purchaser ("Purchaser") of the TRINITY All-Purpose Chrome Swivel Stool ("Product") that each Product shall be free from defects in workmanship and materials for a period of 90 days from the date of original purchase. Our obligation under this warranty shall be limited to repair or replacement of, or adequate compensation for, the Product, at the option of us, during the warranty period. Our liability shall not extend beyond repair or replacement, or the cost equivalent thereto.

This warranty excludes normal wear and tear of the Product and its parts or components, and damage arising from any of the following: negligent use or misuse of the Product, use contrary to this User's Manual, or alteration by any one other than us. The warranty period of 90 days shall not be extended or renewed by the repair or replacement of, or compensation for, the Product.

If your Product is defective or otherwise requires service or parts, please first call TRINITY Customer Service toll-free at (800) 985-5506, between 8:00 a.m. and 5:00 p.m., PST. Please tell us which model you purchased, the date of purchase, and the problem with your Product. We will use our very best efforts to honor this warranty, and repair, replace or compensate you for your Product through your original place of purchase. A copy of your original purchase receipt must accompany your service request.

## LIMITATION OF REMEDIES AND LIABILITY

We shall not be liable for any incidental or consequential damages for breach of any express or implied warranty on its Product. Except to the extent prohibited by applicable law, any implied warranty or merchantability or fitness for a particular purpose on this Product shall be limited to the duration of the above warranty. Neither us nor anyone else who has been involved in the creation, production, or delivery of the Product shall be liable for damages of any type, including but not limited to any lost profits, lost savings, loss of anticipated benefits, or other incidental or consequential damages which may arise out of the purchase, use, or inability to use the Product, whether arising out of contract, negligence, strict tort, or under any warranty, or otherwise, even if you have been advised of the possibility of such damage or any other claim by any other party. Our liability for any breach of warranty shall be limited to repair or replacement of the defective part or parts as described above. Some states do not allow the exclusion or limitation of incidental or consequential damages, so the above limitation or exclusion may not apply to you. The above warranty gives you specific legal rights, and you may have other rights which vary from state to state.