




OWNER'S MANUAL



TRINITY 4-TIER NSF 48" x 24" x 72"
WIRE SHELVING RACK – BLACK
Model # TBFPB-0916

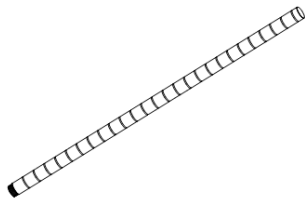
PARTS LIST

Your TRINITY EcoStorage™ 4-Tier NSF 48" X 24" Wire Shelving Rack – Black should include the following parts. Please inspect box contents to ensure you have received all components.

If you are missing any parts, need assistance with assembly or have questions, please contact TRINITY Customer Service: 800.985.5506 or customerservice@trinityii.com. Parts can also be requested online at www.trinityii.com (Help & More, Contact Us).


You will need no additional tools for assembly.

A



BOTTOM POLE (4)
Threaded Insert (4) and
Feet Leveler (4)
are pre-installed

B



TOP POLE (4)
End Cap (4) and
Pole Connector (4)
are pre-installed

C



SHELF (4)

D



SLIP SLEEVE
(32) + (2) extra

Please inspect box contents to ensure you have received all components.

Note: The black circular plastic tops in between the shelves are used only for packaging purposes. They are NOT NEEDED. Please discard.

ASSEMBLY INSTRUCTIONS

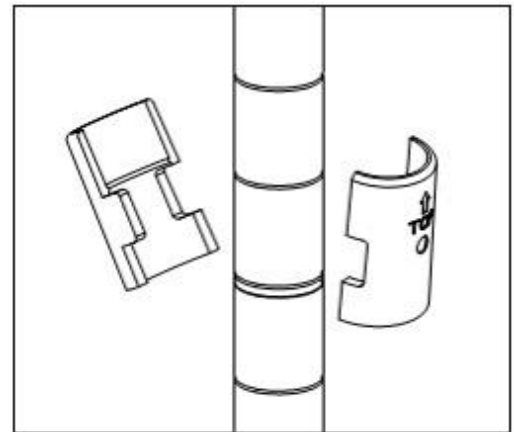
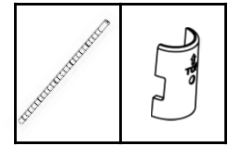
STEP 1: SLIP SLEEVES

For easiest assembly, do not attach the TOP (B) and BOTTOM (A) POLES until instructed. Once connected, these will be the posts for the rack.

Note that each POLE (A+B) has slight horizontal line indentations at 1" intervals. Each SLIP SLEEVE (D) has raised horizontal lines inside designed to lock them in place on the POLE (A+B).

On the BOTTOM POLE (A), place 1 pair of SLIP SLEEVES (D) at the desired level. Please make sure the arrow faces up and that the word "TOP" is right side up. Do this for each BOTTOM POLE (A) and make sure that the heights are identical for BOTTOM POLE (A).

Slide the pair of SLIP SLEEVES (D) until you hear a click to confirm the pair is locked onto the BOTTOM POLE (A). DO NOT place more than one pair on each POLE (A) at a time.



** For safety and stability, the lowest shelf should be lower than the 3rd notch from the bottom.*

*** Note: There will be a very small gap in-between the SLIP SLEEVES (D)—this is normal.*


STEP 2: INSTALLING BOTTOM SHELF

Place SHELF (C) on its side and slide the (4) BOTTOM POLES (A) through the holes in the SHELF (C). Make sure that the SHELF (C) corner cylinders are positioned over the SLIP SLEEVES (D).

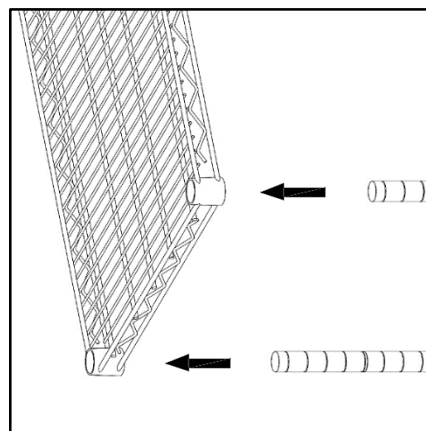
Stand the unit upright.

**Note: The level side of the SHELF (C) is the TOP side (the TRINITY logo on the corner cylinders should be right-side up.)*

***Use a rubber mallet, if needed, to secure the SHELF (C).*



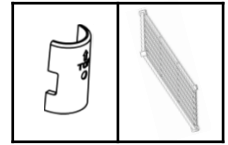
C (1)



ASSEMBLY INSTRUCTIONS

STEP 3: INSTALLING SHELVES

On POLE (A), place 1 pair of SLIP SLEEVES (E) at the desired distance between SHELVES (C). Please make sure the arrow faces up and that the word "TOP" is right side up. Do this for each POLE (A), and make sure that the heights are identical for each POLE (A).



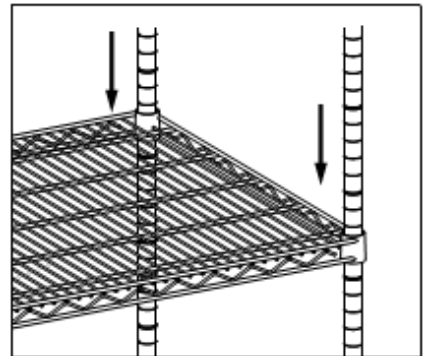
D (8)

C (1)

Lower SHELF (C) over the BOTTOM POLES (A) so that the corner cylinders of the SHELF (C) are positioned over the SLIP SLEEVES (D).


Repeat Step 3 to install other SHELVES (C) as desired.

***Use a rubber mallet, if needed, to secure the SHELVES (C).*

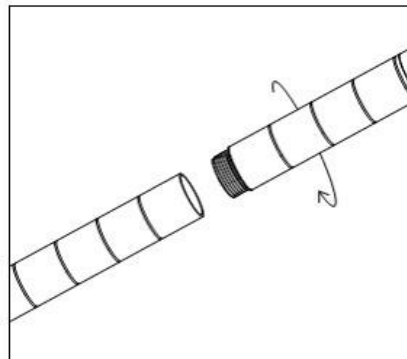


STEP 4: INSTALLING TOP POLES

Screw the TOP POLE (B) into the BOTTOM POLE (A). The tops of these poles are indicated by the BLACK END CAP.



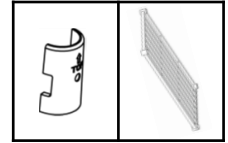
B (4)



ASSEMBLY INSTRUCTIONS

STEP 5: INSTALLING SHELVES

On POLE (A+B), place 1 pair of SLIP SLEEVES (D) at the desired distance between SHELVES (C). Please make sure the arrow faces up and that the word "TOP" is right side up. Do this for each POLE (A+B), and make sure that the heights are identical for each POLE (A+B).



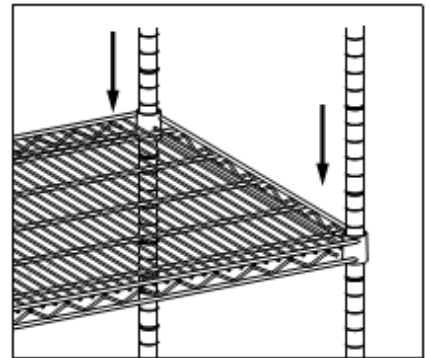
D (16)

C (2)

Lower SHELF (C) over the TOP POLES (B) so that the corner cylinders of the SHELF (C) are positioned over the SLIP SLEEVES (D).


Repeat Step 5 to install other SHELVES (C) as desired.

***Use a rubber mallet, if needed, to secure the shelves.*



STEP 6: FEET LEVELERS

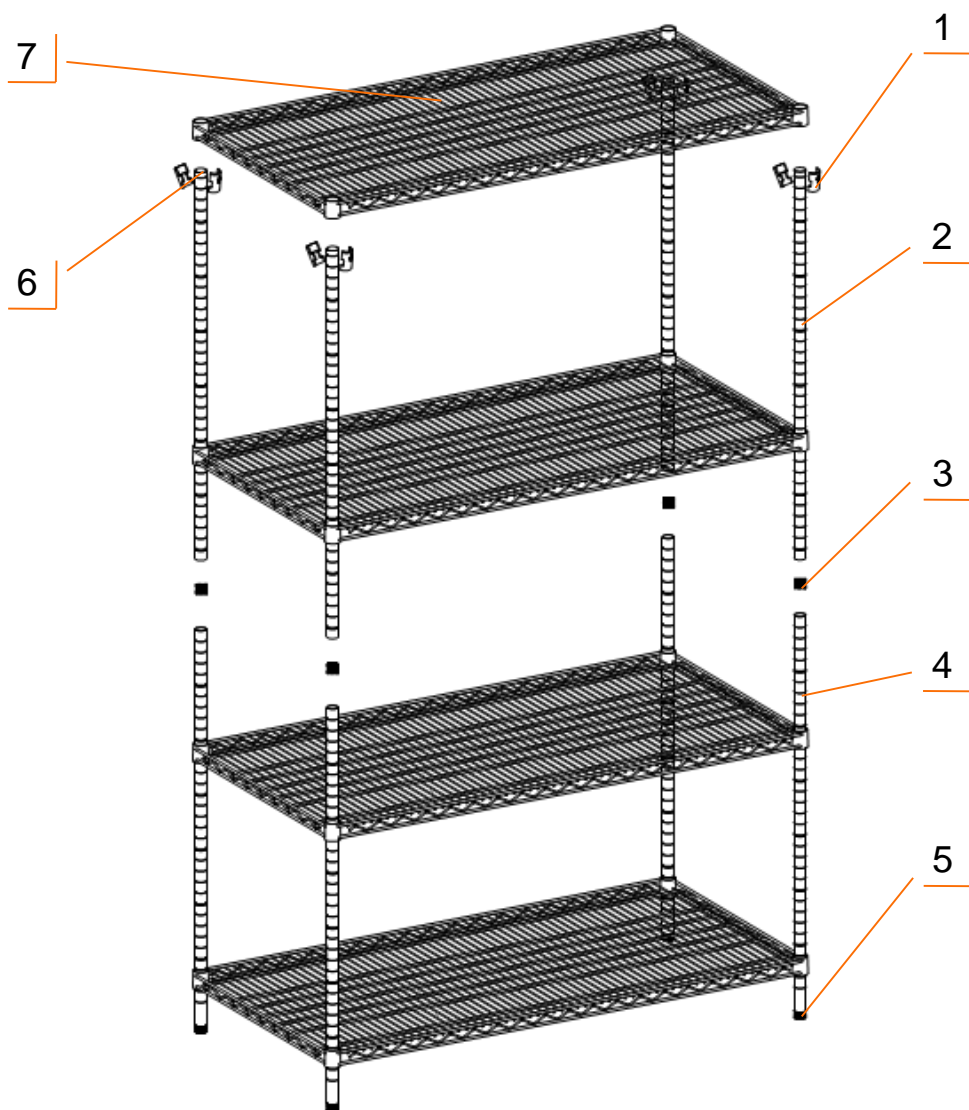
The Feet Levelers are already screwed into the BOTTOM POLES (A) and you can adjust as needed to ensure your shelving rack is level.



SERVICE PARTS LIST – TBFPB-0916

TRINITY Customer Service provides the following replacement parts:

Part Number	Description	Part Number	Description
1) XBK-01-011-2543	Slip Sleeve	5) XBK-98-003-2538	Feet Leveler
2) PBK-04-006-3600	Top Pole	6) XBK-23-004-2517	End Cap
3) ZSV-01-013-2523	Pole Connector	7) PBK-03-007-4824	Shelf
4) PBK-04-008-3600	Bottom Pole		



WARNINGS

1. **Read and understand all instructions.** Failure to follow all instructions may result in injury and/or damage.
2. **The warnings, cautions, and instructions discussed in this manual cannot cover all possible conditions or situations that may occur.** The user must always be aware of their environment and ensure that they use the product in a safe and responsible manner.
3. **Do NOT modify the product in any way.** Unauthorized modification may impair the function and/or safety of the product, and may affect the life of the product.
4. **Check for damaged parts.** Before using this product, carefully check that all parts are in good condition, and that the product will operate properly and perform its intended function. Check for damaged parts and any other conditions that may affect the operation of this product. Replace damaged or worn parts, and never use this product with a damaged part.
5. **Do NOT overload the product.**

Weight capacity per shelf	800 lb (evenly distributed)
Total weight capacity of Shelving Rack	3200 lb (evenly distributed)

CARE AND MAINTENANCE

- Avoid harsh, abrasive cleaners, and other corrosive chemicals
- This item is not certified for outdoor use

PRODUCT REGISTRATION

Thank you for purchasing a TRINITY 4-Tier NSF 48" X 24" Wire Shelving Rack – Black. In order to register your product and receive streamlined customer service, please fill out the following Product Registration Form and (1) fax the form to 310.347.4134 (2) complete the Product Registration Form online at www.trinityii.com or (3) scan and email the form to customerservice@trinityii.com. Include a copy of your original receipt with your submission.

First Name: _____ Last Name: _____

Address: _____

City: _____ State: _____ Zip Code: _____

Email Address: _____ Phone: _____

Product Model #: TBFPB-0916 Purchase Date: ____ / ____ / ____

Location of Purchase: _____

Please rate the importance of each feature (1=least important; 10=most important)

Quality ____ Price ____ Size/Capacity ____ Appearance ____ Other ____

How did you hear about our product?

- ☐ Magazine Ad ☐ Catalog ☐ Salesperson ☐ Word of Mouth
☐ Internet ☐ Store Display ☐ Other

Marital Status: ☐ Single ☐ Married

Household Income: ☐ Below \$50,000 ☐ \$50,000-\$150,000 ☐ \$150,000+

Education: ☐ High School ☐ College ☐ Graduate School

Primary Residence: ☐ Own ☐ Rent

Comments/Suggestions:

1 YEAR LIMITED WARRANTY

TRINITY 4-Tier NSF 48" X 24" Wire Shelving Rack – Black Model # TBFPB-0916

Trinity International Industries ("Trinity") warrants to the original consumer purchaser ("Purchaser") of the TRINITY 4-Tier NSF 48" X 24" Wire Shelving Rack — Black ("Product") that each Product shall be free from defects in workmanship and materials for a period of 1 year from the date of original purchase. Trinity's obligation under this warranty shall be limited to repair or replacement of, or adequate compensation for the Product which shall not be greater than the amount of the purchase price of the Product, at the option of Trinity, during the warranty period. All replaced parts and Products become the property of Trinity and must be returned to Trinity.

This warranty excludes normal wear and tear of the Product and its parts or components, and damage arising from any of the following: negligent use or misuse of the Product, use contrary to this User's Manual, or alteration by any one other than Trinity. The warranty period of 1 year shall not be extended or renewed by the repair or replacement of, or compensation for, the Product. Any warranty implied by applicable law is limited in duration to one year from the date of purchase and is subject to the same conditions and limitations as is provided for our express warranty.

Except as set forth herein, and to the extent of applicable there are no warranties on this Product either express or implied, and Trinity disclaims all warranties including, but not limited to, any implied warranties of merchantability, infringement or fitness for a particular purpose. No warranty or guarantee given by any person, firm, or corporation with respect to this product shall be binding on Trinity.

If your Product is defective or otherwise requires service or parts, please call TRINITY Customer Service toll-free at (800) 985-5506, between 8:00 a.m. and 5:00 p.m., PST. Please tell us which model you purchased, the date of the purchase, and the problem with your Product. A copy of your original purchase receipt must accompany your service request.

LIMITATION OF REMEDIES AND LIABILITY

Trinity (and its employees, officers, members, managers, affiliates and assigns) shall not be liable for any incidental, consequential, special, indirect, remote, special or punitive damages for breach of any warranty, express or implied, including, but not limited to, lost profits, lost savings, loss of anticipated benefits and attorneys' fees, which arise out of the purchase, use or inability to use the Product, whether arising out of contract, negligence, strict tort, product liability, or any other legal theory on which a claim is based. As noted above, to the extent damages are allowed by our express warranty or by applicable law, those damages may not exceed the purchase price paid for the Product. Without limiting the foregoing Purchaser assumes all risk and liability for loss, damage or injury to Purchaser and Purchaser's property and to others and their property arising out of the use, misuse, or inability to use this Product. This limited warranty shall not extend to anyone other than the original purchaser of this product, is nontransferable and states your exclusive remedy.

Some states do not allow the exclusion or limitation of incidental, consequential, special, or punitive damages, so the above limitation or exclusion may not apply to you. The above warranty gives you specific legal rights, and you may have other rights which vary from state to state.

CONTACT US

**QUESTIONS? NEED PARTS?
WE ARE HERE TO HELP!**

Please feel free to contact us. There are no questions too small, or any problems too big. We're committed to providing our customers with the highest level of service.

TRINITY Customer Service

TEL: 800.985.5506

FAX: 310.347.4134

EMAIL: customerservice@trinityii.com

**Monday through Friday
8:00 AM – 5:00 PM (PST)**

www.trinityii.com