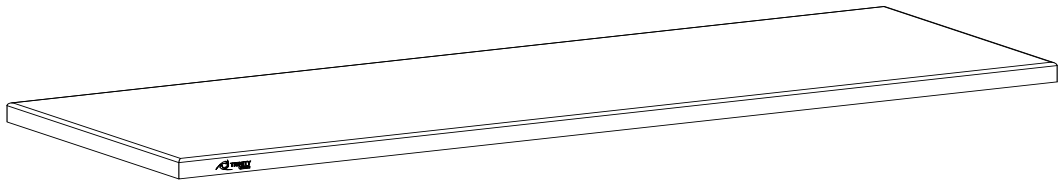




OWNER'S MANUAL



TRINITY 72" x 19" WOOD TOP
Model # TSLNA-7298



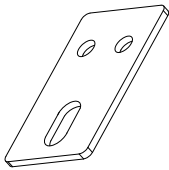
PARTS LIST

Your TRINITY 72" x 19" Wood Top can be mounted on top of the TRINITY 20" Garage Base Cabinet w/5 Drawers. To install, it requires the following parts for assembly which are included in your TRINITY 20" Garage Base Cabinet hardware package. Please inspect box contents to ensure you have received all components. You will also need a Phillips screwdriver for assembly which is not provided.

If you are missing any parts, need assistance with assembly or have questions, please contact TRINITY Customer Service: 800.985.5506 or customerservice@trinityii.com. Parts can also be requested online at www.trinityii.com (Help & More, Contact Us).

Hardware Parts (Included inside each Garage Base Cabinet)

A



WOOD TOP BRACKET (2)

B



WOOD SCREW (4)
M4X16

C



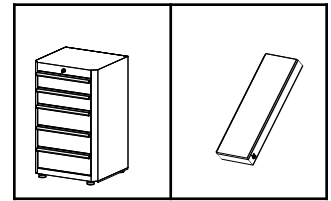
CABINET SCREW (2)
M6X12

ASSEMBLY INSTRUCTIONS

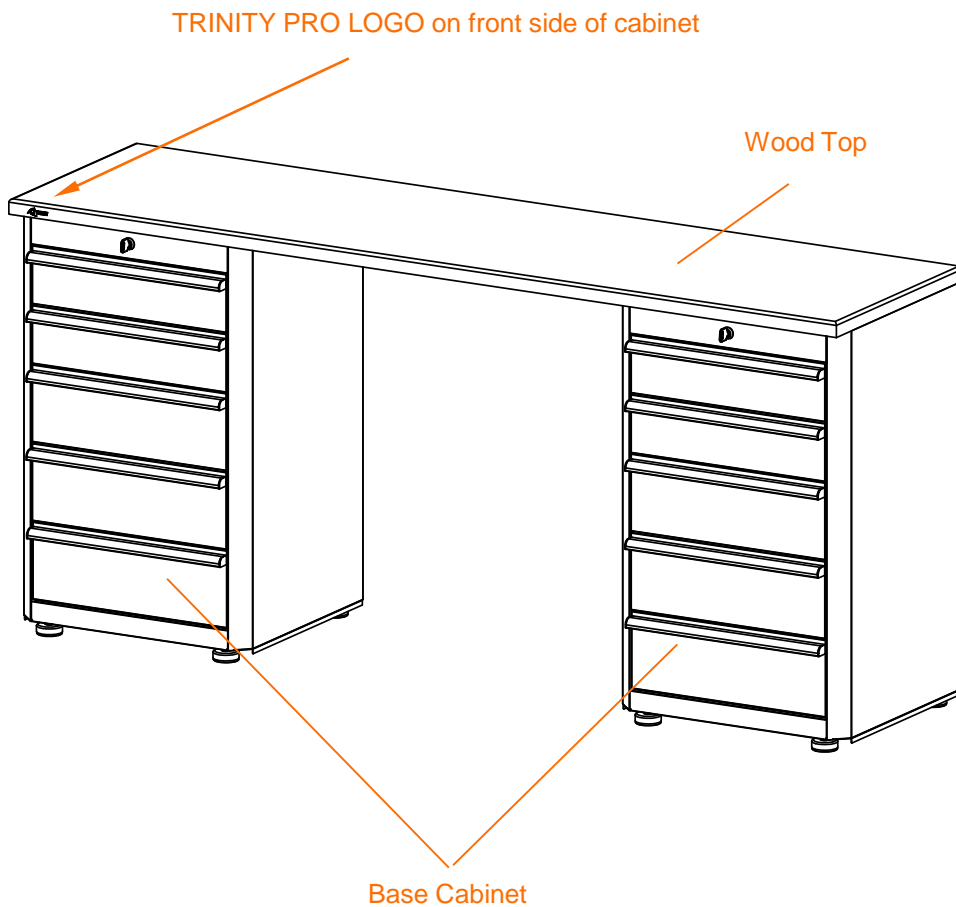
Step 1

Stand two assembled TRINITY 20" Garage Base Cabinets side by side and close to final location of where cabinets will be placed., as shown below.

With 2 people, position a TRINITY 72"x 19" WOOD TOP on top of aligned base cabinets. Make sure logo on Wood Top edge is upright and front facing on cabinets.



Base Cabinet (2) Wood Top (1)



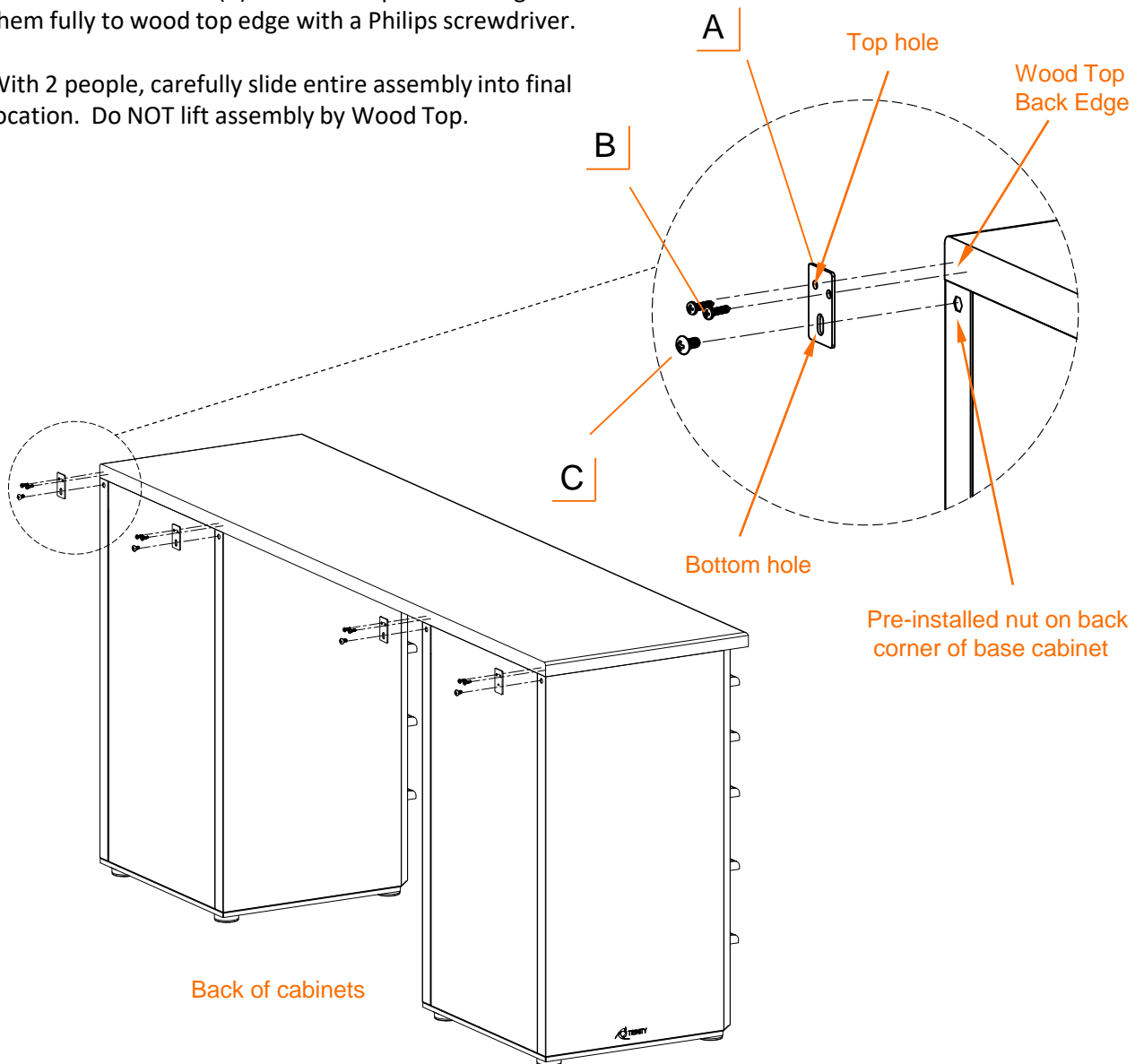
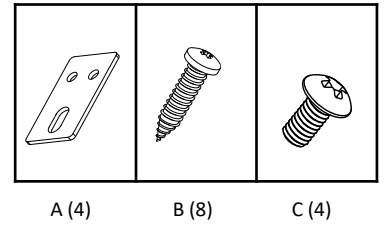
ASSEMBLY INSTRUCTIONS

Step 2

Align Wood Top edges to Base Cabinets top edges. Place WOOD TOP BRACKET (A) on back corner of each cabinet. Align bottom hole on WOOD TOP BRACKET (A) to each pre-installed nut on back corner of cabinet. Insert CABINET SCREW (C) into each bottom hole and tighten them fully to cabinet with a Philips screwdriver.

Insert WOOD SCREW (B) into each top hole and tighten them fully to wood top edge with a Philips screwdriver.

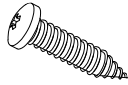
With 2 people, carefully slide entire assembly into final location. Do NOT lift assembly by Wood Top.




SERVICE PARTS LIST

TRINITY Customer Service provides the following replacement parts:

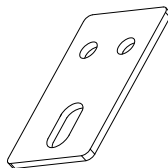
	Part Number	Description
1)	ZSV-01-025-0416	Wood Screw
2)	XSV-01-009-0612	Cabinet Screw
3)	PBK-19-009-0201	Wood Top Bracket



1



2



3

WARNINGS

1. **Read and understand all instructions.** Failure to follow all instructions may result in injury and/or damage.
2. **The warnings, cautions, and instructions discussed in this manual cannot cover all possible conditions or situations that may occur.** The user must always be aware of their environment and ensure that they use the product in a safe and responsible manner.
3. **Do NOT modify the product in any way.** Unauthorized modification may impair the function and/or safety of the product, and may affect the life of the product. Any modifications will void product warranty.
4. **Check for damaged parts.** Before using this product, carefully check that all parts are in good condition, and that the product will operate properly and perform its intended function. Check for damaged parts and any other conditions that may affect the operation of this product. Replace damaged or worn parts, and never use this product with a damaged part.
5. **Do NOT overload the product.**

Weight capacity on wood top mounted on 2 Base Cabinets (evenly distributed)	1000 lb
--	---------

6. **Do NOT use wood top unless it is securely attached.** All screws must be fastened tightly. Check regularly to ensure the screws have not loosened during use of wood top.
7. **Do NOT lift cabinet assembly by wood top.**

CARE AND MAINTENANCE

- Avoid harsh, abrasive cleaners, and other corrosive chemicals.
- Do not use scouring pad for cleaning.
- Clean up any spills immediately to prevent stains from forming on the wood top.
- Wood top can be cleaned with damp cloth and wiped dry immediately with dry cloth. If needed, solvent-based wood furniture cleaner can be used.



PRODUCT REGISTRATION

Thank you for purchasing a TRINITY 72" x 19" Wood Top. In order to register your product and receive streamlined customer service, please fill out the following Product Registration Form and (1) fax the form to 310.347.4134 (2) complete the Product Registration Form online at www.trinityii.com or (3) scan and email the form to customerservice@trinityii.com. Include a copy of your original receipt with your submission.

First Name: _____ Last Name: _____

Address: _____

City: _____ State: _____ Zip Code: _____

Email Address: _____ Phone: _____

Product Model #: TLSSLNA-7298 Purchase Date: ____ / ____ / ____

Location of Purchase: _____

Please rate the importance of each feature (1=least important; 10=most important)

Quality ____ Price ____ Size/Capacity ____ Appearance ____ Other ____

How did you hear about our product?

- Magazine Ad Catalog Salesperson Word of Mouth
 Internet Store Display Other

Marital Status: Single Married

Household Income: Below \$50,000 \$50,000-\$150,000 \$150,000+

Education: High School College Graduate School

Primary Residence: Own Rent

Comments/Suggestions:





1 YEAR LIMITED WARRANTY

TRINITY 72" x 19" Wood Top Model # TSLNA-7298

Trinity International Industries ("Trinity") warrants to the original consumer purchaser ("Purchaser") of the TRINITY 72" x 19" Wood Top ("Product") that each Product shall be free from defects in workmanship and materials for a period of 1 year from the date of original purchase. Trinity's obligation under this warranty shall be limited to repair or replacement of, or adequate compensation for the Product which shall not be greater than the amount of the purchase price of the Product, at the option of Trinity, during the warranty period. All replaced parts and Products become the property of Trinity and must be returned to Trinity.

This warranty excludes normal wear and tear of the Product and its parts or components, and damage arising from any of the following: negligent use or misuse of the Product, use contrary to this User's Manual, or alteration by any one other than Trinity. The warranty period of 1 year shall not be extended or renewed by the repair or replacement of, or compensation for, the Product. Any warranty implied by applicable law is limited in duration to one year from the date of purchase and is subject to the same conditions and limitations as is provided for our express warranty.

Except as set forth herein, and to the extent of applicable there are no warranties on this Product either express or implied, and Trinity disclaims all warranties including, but not limited to, any implied warranties of merchantability, infringement or fitness for a particular purpose. No warranty or guarantee given by any person, firm, or corporation with respect to this product shall be binding on Trinity.

If your Product is defective or otherwise requires service or parts, please call TRINITY Customer Service toll-free at (800) 985-5506, between 5:00 a.m. and 5:00 p.m., PST. Please tell us which model you purchased, the date of the purchase, and the problem with your Product. A copy of your original purchase receipt must accompany your service request.

LIMITATION OF REMEDIES AND LIABILITY

Trinity (and its employees, officers, members, managers, affiliates and assigns) shall not be liable for any incidental, consequential, special, indirect, remote, special or punitive damages for breach of any warranty, express or implied, including, but not limited to, lost profits, lost savings, loss of anticipated benefits and attorneys' fees, which arise out of the purchase, use or inability to use the Product, whether arising out of contract, negligence, strict tort, product liability, or any other legal theory on which a claim is based. As noted above, to the extent damages are allowed by our express warranty or by applicable law, those damages may not exceed the purchase price paid for the Product. Without limiting the foregoing Purchaser assumes all risk and liability for loss, damage or injury to Purchaser and Purchaser's property and to others and their property arising out of the use, misuse, or inability to use this Product. This limited warranty shall not extend to anyone other than the original purchaser of this product, is nontransferable and states your exclusive remedy.

Some states do not allow the exclusion or limitation of incidental, consequential, special, or punitive damages, so the above limitation or exclusion may not apply to you. The above warranty gives you specific legal rights, and you may have other rights which vary from state to state.

CONTACT US

**QUESTIONS? NEED PARTS?
WE ARE HERE TO HELP!**

Please feel free to contact us. There are no questions too small, or any problems too big. We're committed to providing our customers with the highest level of service.

TRINITY Customer Service

TEL: 800.985.5506

FAX: 310.347.4134

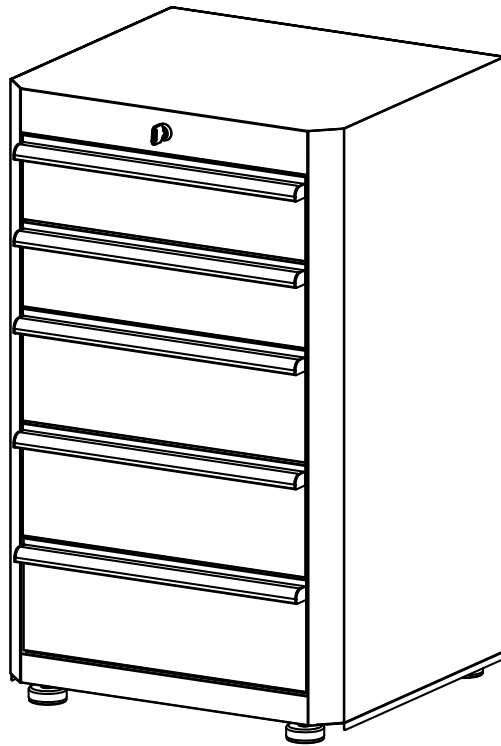
EMAIL: customerservice@trinityii.com

**Monday through Friday
5:00 AM – 5:00 PM (PST)**

www.trinityii.com



OWNER'S MANUAL



TRINITY 20" GARAGE BASE CABINET W/5 DRAWERS
Model # TLSPBK-0601



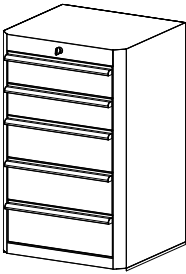
PARTS LIST

Your TRINITY 20" Garage Base Cabinet w/5 Drawers should include the following parts. Please inspect box contents to ensure you have received all components.

If you are missing any parts, need assistance with assembly or have questions, please contact TRINITY Customer Service: 800.985.5506 or customerservice@trinityii.com. Parts can also be requested online at www.trinityii.com (Help & More, Contact Us).

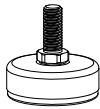
No tools required for assembly.

A




CABINET BODY (1)

B



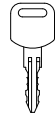
FEET LEVELER (4)

C



DRAWER LINER (5)

D



KEY (2)

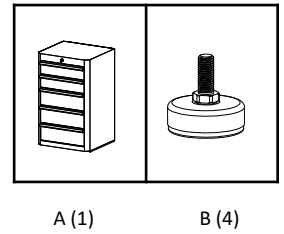
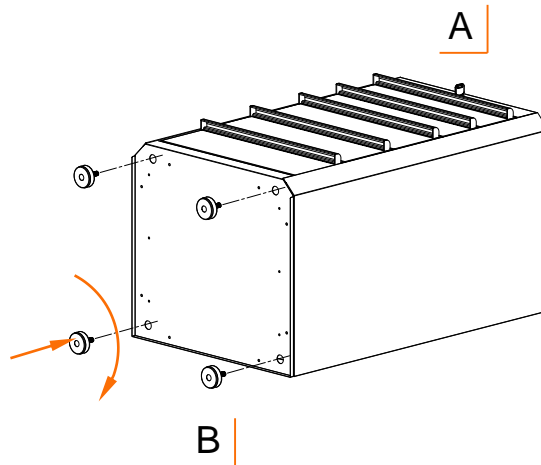
ASSEMBLY INSTRUCTIONS

STEP 1

Lay CABINET BODY (A) gently on its back. Two people are needed, Do NOT attempt this alone.

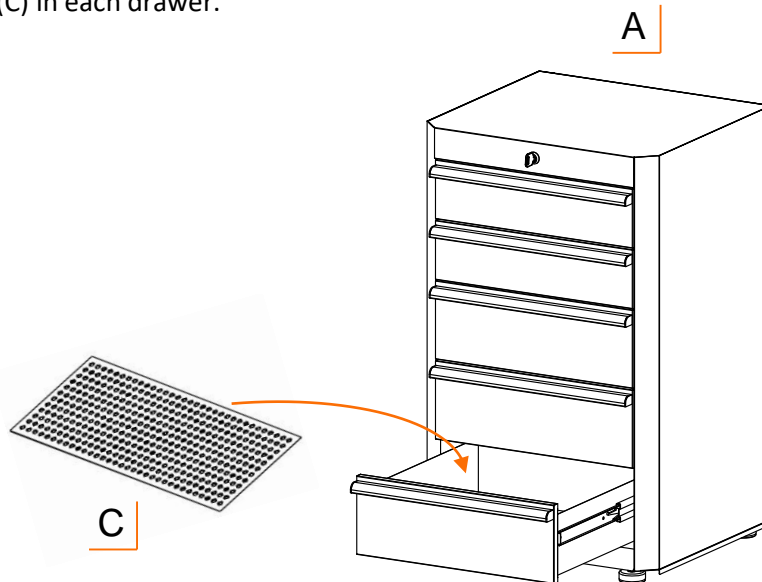
Screw FEET LEVELER (B) fully into each pre-installed nut on four corners of cabinet bottom.

Stand cabinet right side up. Move it to desired location. Adjust FEET LEVELER (B) as needed to ensure your cabinet is level and stable.



STEP 2

Simply place LINERS (C) in each drawer.

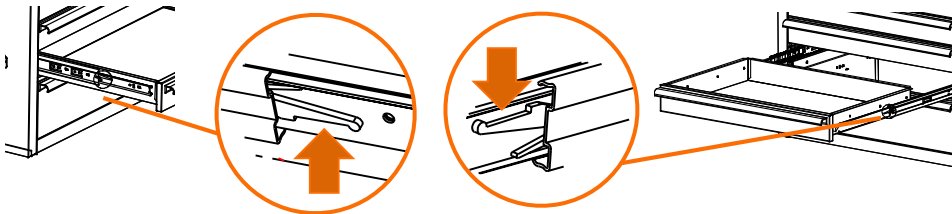


USAGE INSTRUCTIONS

DRAWER REMOVAL

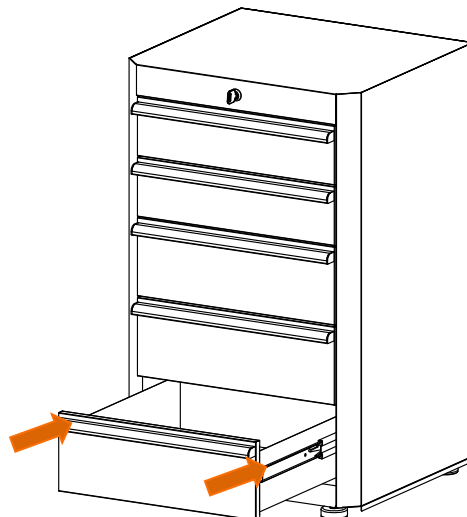
Pull drawer out so that it is almost fully extended. On RIGHT side, push black release lever DOWN. On LEFT side, pull black release lever UP. While holding levers as instructed, pull drawer forward until released from slides attached to Workbench (“Workbench Slides”).

Note: Slides attached to drawer (“Drawer Slides”) are an integral part of drawer and must be removed along with drawer itself.



DRAWER REPLACEMENT

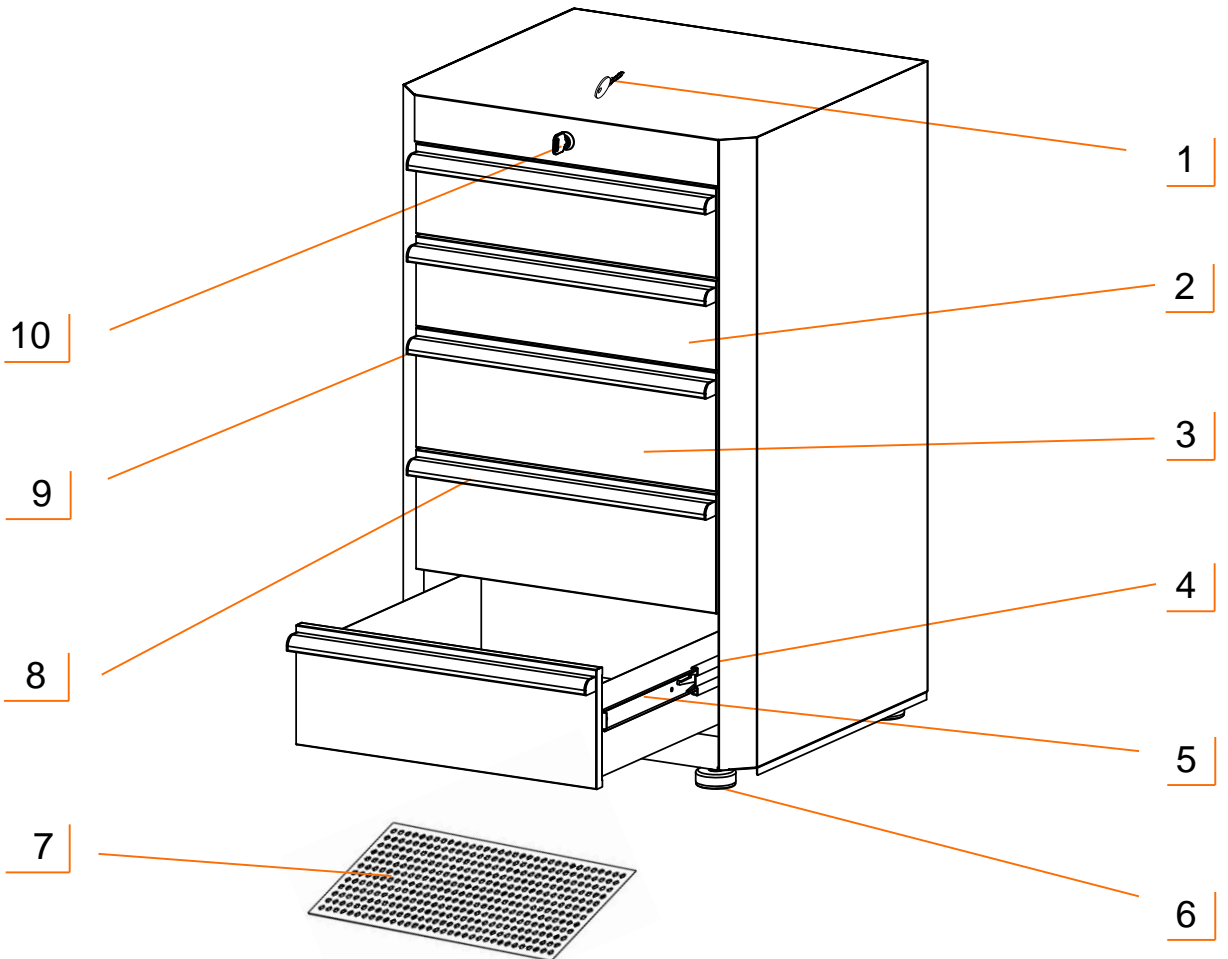
To replace drawer, pull slides out completely. Insert brackets on each side of Drawer Slides into corresponding slots on Workbench Slides, making sure they are properly positioned. Once brackets are inserted into slots, completely close drawer to set all slides in their proper positions.



SERVICE PARTS LIST – TLSPBK-0601

TRINITY Customer Service provides the following replacement parts:

	Part Number	Description		Part Number	Description
1)	XXX-10-004-0XXX	Key	6)	XWH-98-001-4264	Feet leveler
2)	PBK-07-011-1604	Shallow Drawer	7)	XBK-22-001-1716	Drawer Liner
3)	PBK-07-011-1606	Deep Drawer	8)	AMA-05-019-1700	Drawer Handle
4)	ZSV-12-014-1600	Slide (cabinet side)	9)	XBK-23-007-2512	End Cap
5)	ZSV-12-013-1600	Slide (drawer side)	10)	CSV-11-006-0XXX	Lock



WARNINGS

1. **Read and understand all instructions.** Failure to follow all instructions may result in injury and/or damage.
2. **The warnings, cautions, and instructions discussed in this manual cannot cover all possible conditions or situations that may occur.** The user must always be aware of their environment and ensure that they use the product in a safe and responsible manner.
3. **Do NOT modify the product in any way.** Unauthorized modification may impair the function and/or safety of the product, and may affect the life of the product. Any modifications will void product warranty.
4. **Check for damaged parts.** Before using this product, carefully check that all parts are in good condition, and that the product will operate properly and perform its intended function. Check for damaged parts and any other conditions that may affect the operation of this product. Replace damaged or worn parts, and never use this product with a damaged part.
5. **Do NOT overload the product.**

Weight capacity per drawer (evenly distributed)	50 lb
Total weight capacity of cabinet (evenly distributed)	250 lb

6. **Lock the drawers before moving the cabinet.**
7. **Do NOT open more than one drawer at a time.** Tipping can occur.
8. **Do NOT step or lean on open drawers.** Tipping can occur.
9. **Load the cabinet starting with the bottom drawers to prevent cabinet from tipping.**
10. **Make sure all drawers are closed tightly before locking or unlocking.**

CARE AND MAINTENANCE

- Avoid harsh, abrasive cleaners, and other corrosive chemicals.
- Do not use scouring pad for cleaning.
- This item is not certified for outdoor use.





1 YEAR LIMITED WARRANTY

TRINITY 20" Garage Base Cabinet w/5 Drawers Model # TLSPBK-0601

Trinity International Industries ("Trinity") warrants to the original consumer purchaser ("Purchaser") of the TRINITY 20" Garage Base Cabinet w/5 Drawers ("Product") that each Product shall be free from defects in workmanship and materials for a period of 1 year from the date of original purchase. Trinity's obligation under this warranty shall be limited to repair or replacement of, or adequate compensation for the Product which shall not be greater than the amount of the purchase price of the Product, at the option of Trinity, during the warranty period. All replaced parts and Products become the property of Trinity and must be returned to Trinity.

This warranty excludes normal wear and tear of the Product and its parts or components, and damage arising from any of the following: negligent use or misuse of the Product, use contrary to this User's Manual, or alteration by any one other than Trinity. The warranty period of 1 year shall not be extended or renewed by the repair or replacement of, or compensation for, the Product. Any warranty implied by applicable law is limited in duration to one year from the date of purchase and is subject to the same conditions and limitations as is provided for our express warranty.

Except as set forth herein, and to the extent of applicable there are no warranties on this Product either express or implied, and Trinity disclaims all warranties including, but not limited to, any implied warranties of merchantability, infringement or fitness for a particular purpose. No warranty or guarantee given by any person, firm, or corporation with respect to this product shall be binding on Trinity.

If your Product is defective or otherwise requires service or parts, please call TRINITY Customer Service toll-free at (800) 985-5506, between 5:00 a.m. and 5:00 p.m., PST. Please tell us which model you purchased, the date of the purchase, and the problem with your Product. A copy of your original purchase receipt must accompany your service request.

LIMITATION OF REMEDIES AND LIABILITY

Trinity (and its employees, officers, members, managers, affiliates and assigns) shall not be liable for any incidental, consequential, special, indirect, remote, special or punitive damages for breach of any warranty, express or implied, including, but not limited to, lost profits, lost savings, loss of anticipated benefits and attorneys' fees, which arise out of the purchase, use or inability to use the Product, whether arising out of contract, negligence, strict tort, product liability, or any other legal theory on which a claim is based. As noted above, to the extent damages are allowed by our express warranty or by applicable law, those damages may not exceed the purchase price paid for the Product. Without limiting the foregoing Purchaser assumes all risk and liability for loss, damage or injury to Purchaser and Purchaser's property and to others and their property arising out of the use, misuse, or inability to use this Product. This limited warranty shall not extend to anyone other than the original purchaser of this product, is nontransferable and states your exclusive remedy.

Some states do not allow the exclusion or limitation of incidental, consequential, special, or punitive damages, so the above limitation or exclusion may not apply to you. The above warranty gives you specific legal rights, and you may have other rights which vary from state to state.

CONTACT US

**QUESTIONS? NEED PARTS?
WE ARE HERE TO HELP!**

Please feel free to contact us. There are no questions too small, or any problems too big. We're committed to providing our customers with the highest level of service.

TRINITY Customer Service

TEL: 800.985.5506


FAX: 310.347.4134

EMAIL: customerservice@trinityii.com

**Monday through Friday
5:00 AM – 5:00 PM (PST)**

www.trinityii.com

Important



Suggested people



Average assembly time

None

Tools included



Additional tools needed

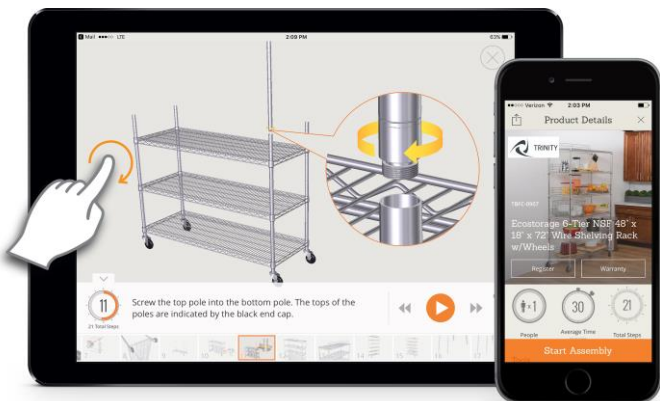
Before you begin

FOR QUICK & EASY
3D ASSEMBLY INSTRUCTIONS

DOWNLOAD THE FREE APP

& SEARCH FOR

TLSPBK-0604



BILT.[®]
Intelligent Instructions

