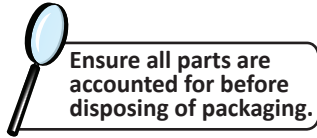
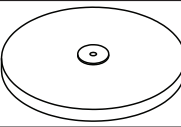


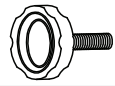

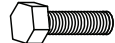


Thank you for choosing Sunnydaze Decor. We stand behind our brand and the quality of the items we sell. Replacement parts or products will be sent at our discretion within the 1-year warranty period. Proof of purchase, with the date of purchase as well as photos of the merchandise defect, must be provided. Photos are used to determine the cause of defects and for future quality control. Register your warranty at <https://tiny.cc/SunnydazeWarranty>. If you have any questions, comments or concerns, feel free to contact us by phone at 833-982-1977, by email: customerservice@sunnydazedecor.com, or via our contact us page at <https://tiny.cc/SunnydazeContact>

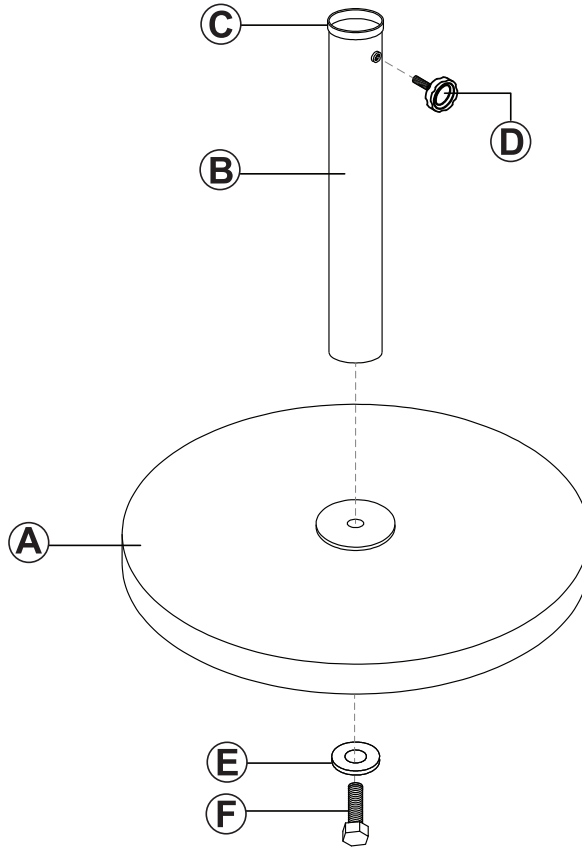
ROUND CAST IRON UMBRELLA BASE YUK-093

Read the assembly instructions carefully and follow the care instructions. Save this document for future reference.
Assemble on a soft, clean surface to avoid scratching or damaging the finish.



No.	PARTS	QTY.
A	 Base (style may vary)	1
B	 Pole	1
C	 Adapter	1
D	 Threaded Knob	1
E	 Washer	1
F	 Bolt	1

To prevent small parts from being lost during shipping, the washer and bolt are loosely attached to the bottom of the pole. The threaded knob may be inside the pole.

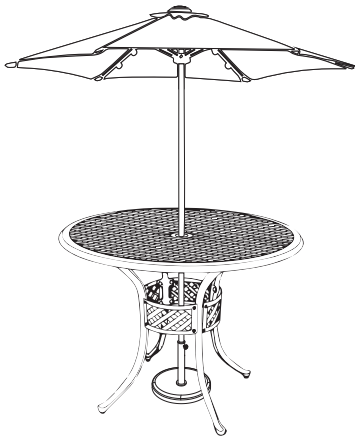


ASSEMBLY


- Place Washer (E) onto Bolt (F) and insert through the bottom of Base (A).
- Attach Pole (B) to Base (A).
- Screw Threaded Knob (D) into Pole (B).
- Adjust adapter (C) to fit your umbrella pole.

If Pole (B) feels unstable, secure it more firmly by holding the pole and tightening the bolt with a wrench (not included). Do not over-tighten the bolt as it may strip the bolt and damage the product.

! SAFETY STATEMENTS & WARNINGS !



Correct Use



Incorrect Use

- This is not a freestanding umbrella base; the base must be used under a table designed to support an umbrella pole.
- Check for, and empty, standing water from the base.
- Do not stand on the base — it is only meant to support the weight of an umbrella.
- Store in a dry location when not in use — do not leave exposed to inclement weather.
- Clean with mild soap and water — use of harsh chemicals may damage the product and will invalidate the product warranty.
- Do not over-tighten the adjustable handle as it may damage your umbrella pole.
- Close patio umbrellas when not in use and remove umbrellas during high-wind conditions; the base is designed only to support an umbrella and will not protect your umbrella from wind damage.

Any modification to the product or failure to follow recommended care will void the product warranty.