

CAST STEEL LOCKING CARABINER



CAST STEEL LOCKING CARABINER

- Heavy-duty 2.5-ton cast steel
- Straight gate with locking screw
- Can be used with or without tree strap
- Easily attached to existing hardware
- Recommended only as a swing accessory



Open



Unlocked



Locked

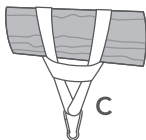
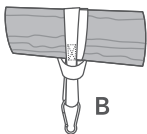
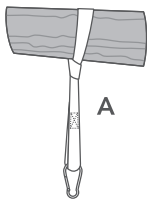
SAFER. BETTER. STRONGER.

**CONNECTING CAST STEEL LOCKING
CARABINER TO A M&M TREE STRAP?**

See proper installation instructions on back side.

INSTALLATION INSTRUCTIONS

1. Find your spot. Locate beam, playground, or healthy horizontal tree branch (branch should be a minimum 8" in diameter). **WARNING:** Avoid any strap edges or abrasive contact with strap to maximize life and function of strap. Area surrounding hanging site should be clear of obstacles and over flat, soft terrain.
2. Wrap tree strap around healthy sturdy branch or other object and pass Cast Steel Locking Carabiner end through the other loop end. The excess strap should hang from the underside of the branch. **(A)**
3. To adjust the height of the strap continue to wrap the strap around the tree branch and through the loop multiple times until desired length is achieved **(B)** or create loop with the center of the strap and pull both ends through **(C)**. Pull strap tightly to secure against branch.
4. Attach your swing securely to Cast Steel Locking Carabiner. Twist to tighten and lock.



IMPORTANT

- Check your Cast Steel Locking Carabiner frequently for signs of wear. If any part of the kit is worn down, do not use.
- Tree strap safely supports maximum weight of 800 lbs.

JOIN OUR MISSION TO INSPIRE CHILDREN
TO GET UP, GET OUT, AND PLAY!



M&M SALES ENTERPRISES, INC.
Dubuque, IA 52002 | 877-242-0154
www.mandmsalesinc.com