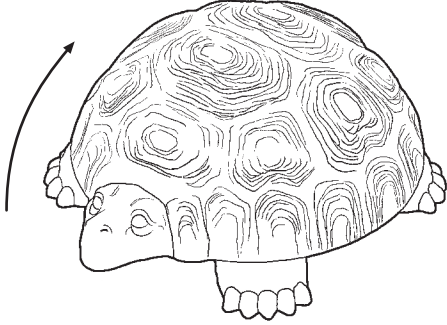


Yard & Garden HOSE HIDERS™ & Yard Storage Unit

Darwin's head and body lift up to reveal a storage compartment for 100 feet of garden hose.

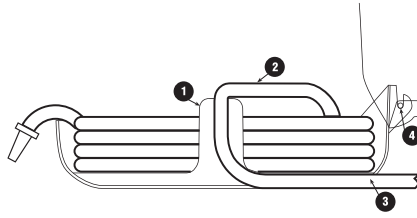
Sculpted detail for natural look.



Patina finish gives the appearance of cast bronze statuary.



#1560



FEATURES:

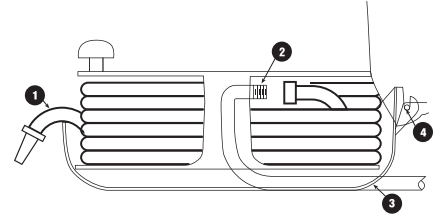
- 1 Center post keeps hose organized.
- 2 Hose feeds through center post for easy connection.
- 3 Hose feeds under frog and onto internal hose fitting.
- 4 Lid hinges.
- 5 Anchoring system keeps Darwin from crawling away.

ANCHOR ASSEMBLY:

- 1 Please use anchor hooks supplied by EMSCO Group!
- 2 Use all four (4) anchors supplied
- 3 Tap anchor down through holes in bottom of tub, using a small piece of wood to drive anchor through the reel.



#1561
with hose reel



FEATURES:

- 1 Easy-to-use hand crank.
- 2 Hose feeds through center post for easy connection.
- 3 Hose feeds under frog and onto internal hose fitting.
- 4 Lid hinges.
- 5 Anchoring system keeps Darwin from crawling away.



Yard & Garden HOSE HIDERS™ & Yard Storage Unit

Darwood's head and body lift up to reveal a storage compartment for 100 feet of garden hose.

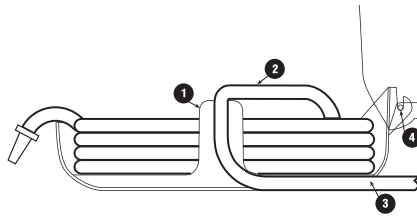
Sculpted detail for natural look.



Patina finish gives the appearance of cast bronze statuary.



#1562



FEATURES:

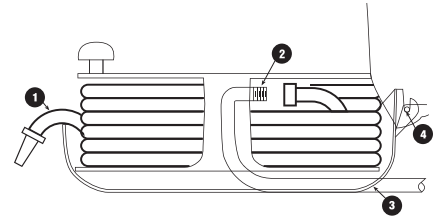
- 1 Center post keeps hose organized.
- 2 Hose feeds through center post for easy connection.
- 3 Hose feeds under frog and onto internal hose fitting.
- 4 Lid hinges.
- 5 Anchoring system keeps Darwood from hopping away.

ANCHOR ASSEMBLY:

- 1 Please use anchor hooks supplied by EMSCO Group!
- 2 Use all four (4) anchors supplied
- 3 Tap anchor down through holes in bottom of tub, using a small piece of wood to drive anchor through the reel.



#1563
with hose reel



FEATURES:

- 1 Easy-to-use hand crank.
- 2 Hose feeds through center post for easy connection.
- 3 Hose feeds under frog and onto internal hose fitting.
- 4 Lid hinges.
- 5 Anchoring system keeps Darwood from hopping away.

