







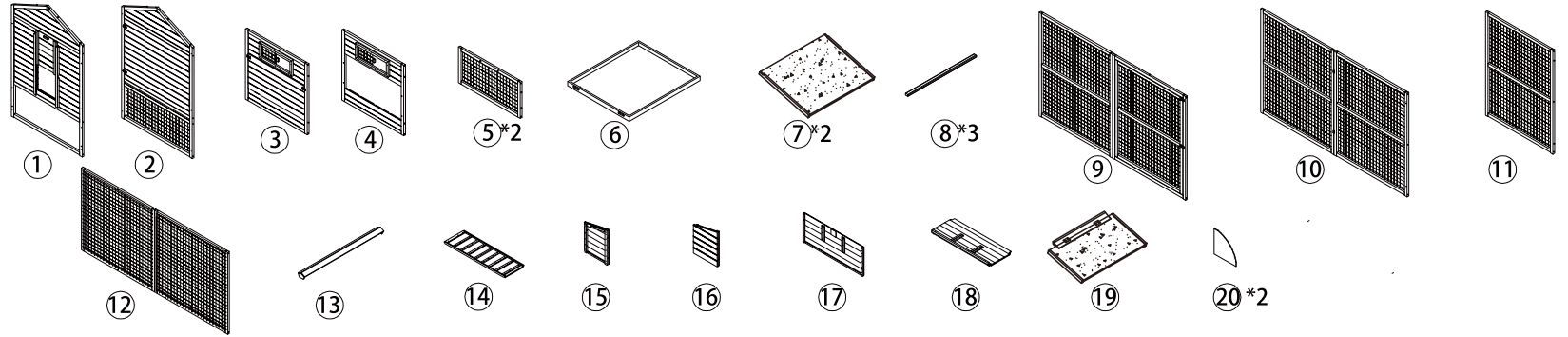


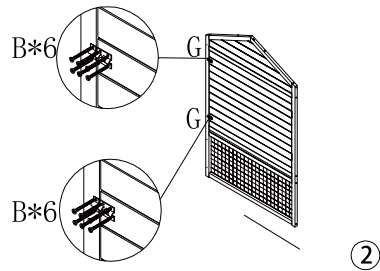
# ASSEMBLY INSTRUCTION

-  A 3.5\*50 28PCS+1
-  B 3.0\*16 44PCS+1
-  C M6\*50 8PCS+1
-  D 3.5\*30 8PCS+1
-  E 3.5\*25 4PCS+1
-  F 3.5\*60 4PCS+1
-  G  6PCS



B 3.0\*16 12PCS

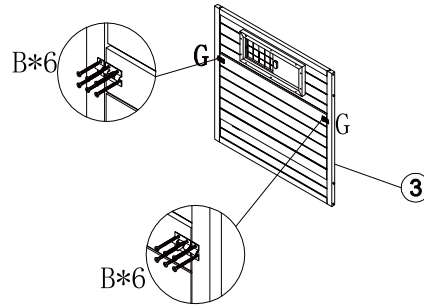
G 2PCS



STEP 1

B 3.0\*16 12PCS

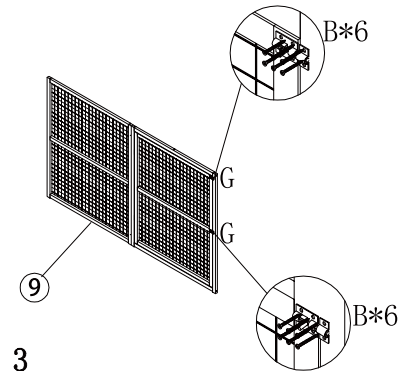
G 2PCS



STEP 2

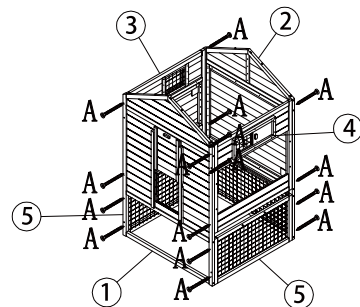
B 3.0\*16 12PCS

G 2PCS



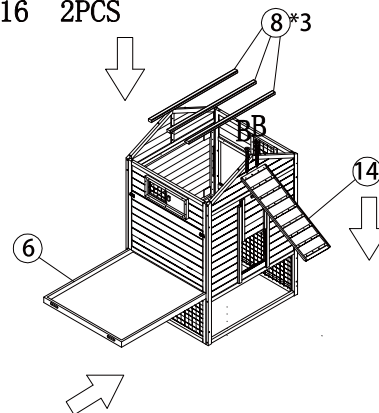
STEP 3

A 3.5\*50 16PCS



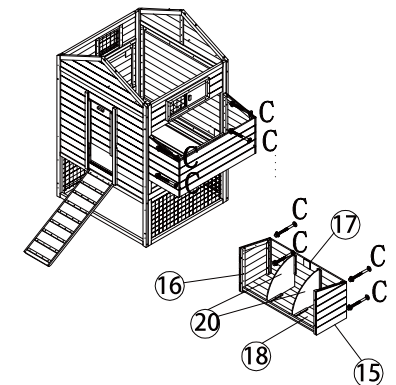
STEP 4

B 3.0\*16 2PCS



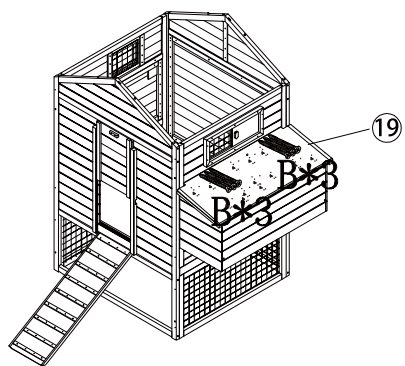
STEP 5

C M6\*50 8PCS



STEP 6

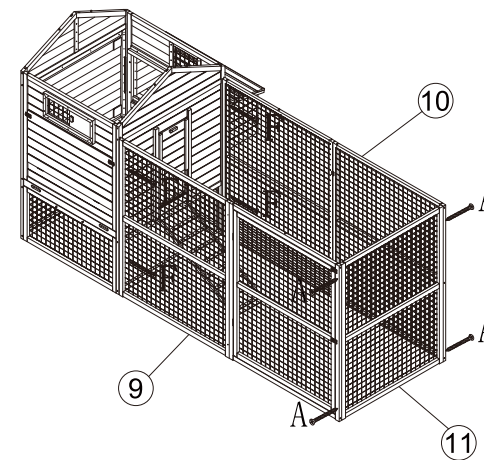
# ASSEMBLY INSTRUCTION



STEP 7

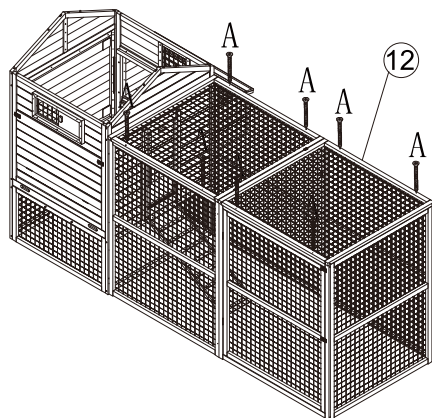
A 3.5\*50 4PCS

F 3.5\*60 4PCS



STEP 8

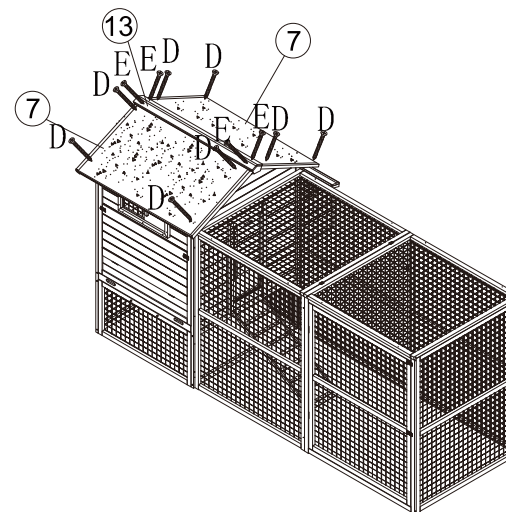
A 3.5\*50 8PCS



STEP 9

D 3.5\*30 8PCS

E 3.5\*25 4PCS



STEP 10