




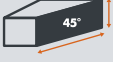






NEW 14" MULTI-MATERIAL CUTTING TCT CHOP SAW

 15A	 14" INCLUDED
 4-3/4" x 4-3/4" SQUARE 90°	 3-1/2" x 3-1/2" SQUARE 45°
 3-3/4" x 7-1/8" RECTANGLE 90°	 3-1/8" x 4-3/8" RECTANGLE 45°
 Ø 5-1/8" ROUND 90°	 Ø 4-1/8" ROUND 45°



R355 CPS

Multi-Material Cutting Saw
14" 32 Tooth Blade
15A Motor
Square tube at 90° - 4-3/4" x 4-3/4"
Square tube at 45° - 3-1/2" x 3-1/2"
Rectangle tube at 90° - 3-3/4" x 7-1/8"
Rectangle tube at 45° - 3-1/8" x 4-3/8"
Round tube at 90° - 5-1/8"
Round tube at 45° - 4-1/8"
Weight - 46 lbs (Estimated)
0° - 45° Max. Miter
3 Year Warranty
6ft Cable Length
Ambidextrous, Ergonomic Trigger
3 Position Rear Vice Jaw
Heavy Duty Base With Rubber Feet
Ergonomic Carry Handle
Adjustable Depth Stop
Head Lock Down Pin
Onboard Tool Storage
Angle Markings on Rear Fence
V Shape Block Included
Chip Deflector Guard

Specifications **NEW & IMPROVED** Features

ACCURATE • RELIABLE • POWERFUL

evOLUTION®