



HOLD-FAST®
MOUSE & INSECT
**REFILLABLE
GLUE TRAY**

**KNOW
MORE!** Download the
Victor Pest App.
Available for iOS
and Android.

INSTRUCTIONS

1. Separate Trays

2. Insert Board - Remove Liner.
Place one glue board insert in
each glue tray.


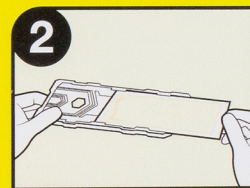
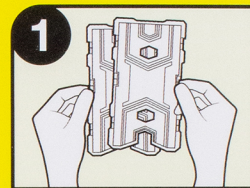
3. Place Trays - Where signs of
rodent activity are visible or along
walls where mice travel.

4. Dispose - Using the finger inserts
on the bottom of the tray simply
discard of glue board insert once
mouse has been caught.

Note: If no rodents are caught in 2-3
days move glue tray to a new location.

For Humane Release: Put on gloves.
Apply vegetable oil. Release with pencil.

CAUTION: Do not place trays where birds
or non-target animals may come in
contact with the adhesive. Do not use in
wet areas.



CTN-M775-2

100119

Model Number: M775
EPA Est. No. 47629-PA-001

Manufactured by:
Woodstream Corporation
69 N. Locust St.
Litzitz, PA 17543
855-5-VICTOR
Victorpest.com

