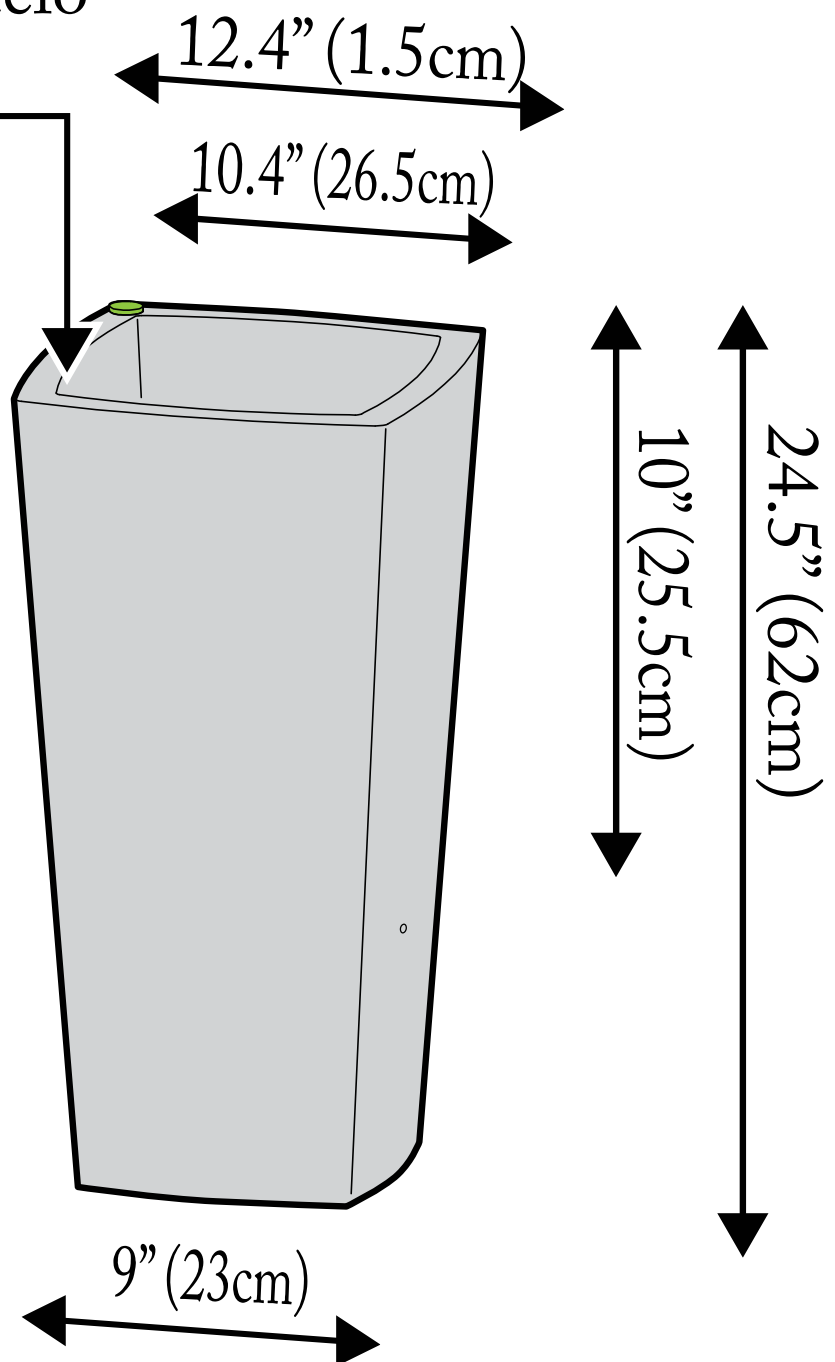


# 25" Crete Convex






#89209 | 89319 | 89809

Soil Capacity  
Capacité du sol  
Capacidad del suelo  
3.5 Gal (13 L)

Water Reservoir  
Réservoir d'eau  
Reserva de agua  
6.7 Gal (25 L)



# Planting Tips

-  Fill the planter with potting mix.
-  Fill the entire water reservoir until water reaches the overflow hole.
-  To establish root development, water soil from the top for the first month.
-  Water using the top fill port after the roots have established.
-  Drain planter during freezing temperatures.