



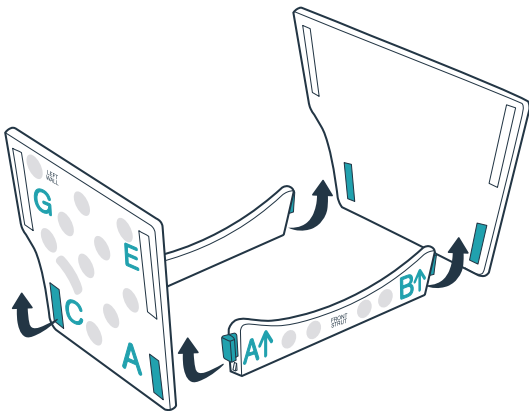
Get started!



Happy Ride[™] **DOG SAFETY SEAT**

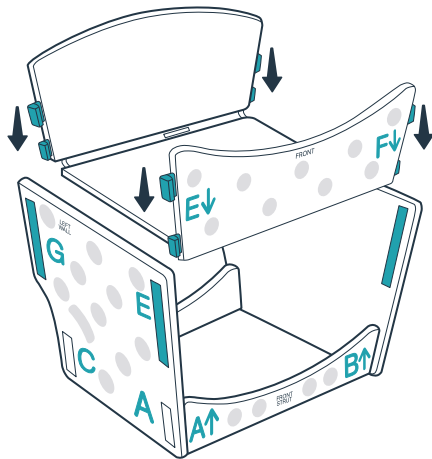
Soon your pup will have the best seat in the car.
(Besides your lap.)

1



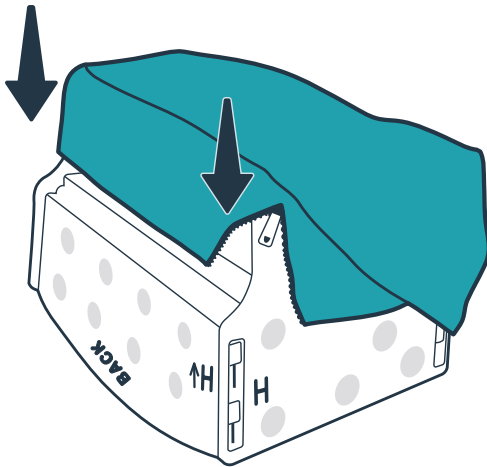
Attach the front and rear struts to the left and right walls of the safety seat frame, matching the letters on the tabs and slots. The smooth sides should face inward. Press on each strut to lock it in place.

2



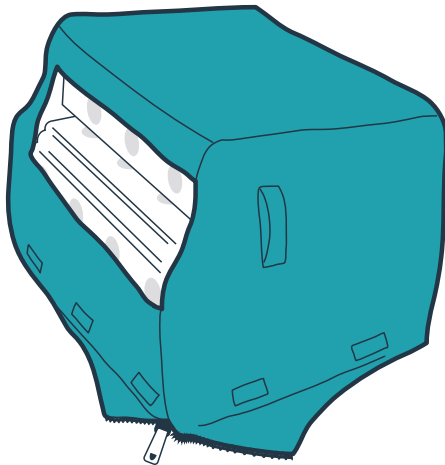
Fold the three-panel main seat section into a “U” shape and attach it to the left and right walls, matching the letters on the tabs and slots. The smooth side should face upward. Press down on the main seat section to lock it in place.

3



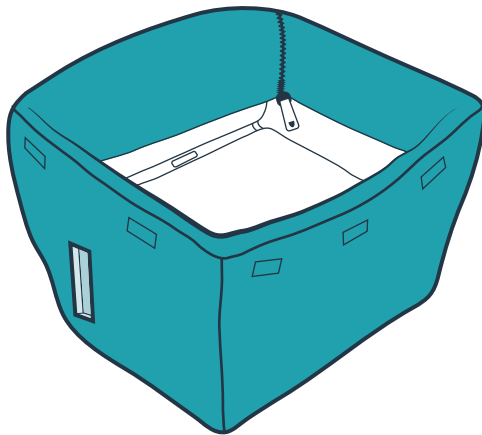
Set the plastic frame upside down. Open the zipper at the back corner of the fabric cover and slide it over the bottom of the frame. The zipper should line up with the corner of the frame marked “H”.

4



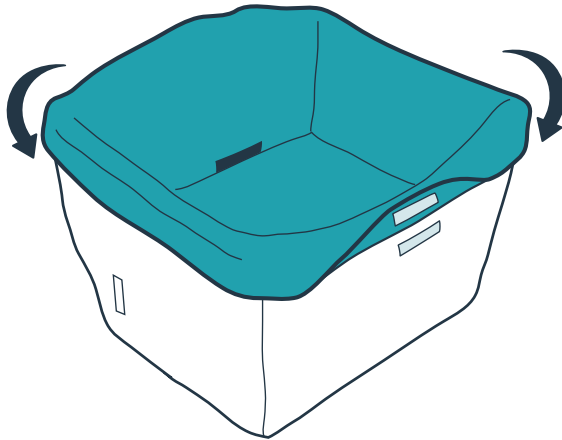
Continue pulling the cover over the frame until the rectangular bottom panel of the cover lines up with the bottom of the frame.
Turn the safety seat right-side up.

5



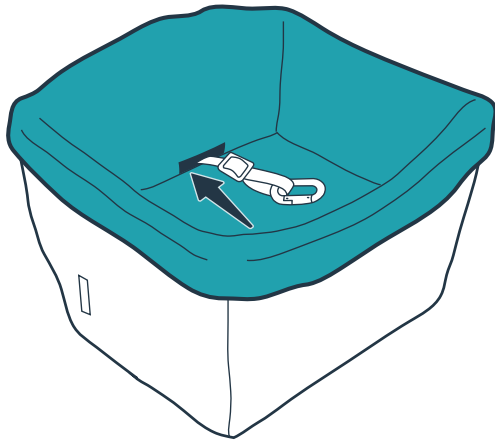
Pull the cover up and over the edges of the safety seat and close the zipper. The two seat belt slits in the cover should line up with the holes in the safety seat.

6



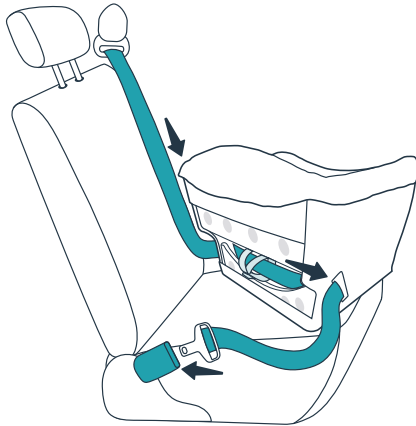
Insert the liner into the safety seat, lining up the slit in the liner with the back of the safety seat. Fold the liner over the edges and press the hook and loop fasteners together.

7



Pass the large loop of the seat belt tether (opposite the carabiner) down through the slit in the liner and the frame. Place the reversible cushion in the safety seat.

8



Pass your vehicle's seat belt through the slit at one side of the safety seat, through the seat belt tether loop, through the slit on the opposite side of the safety seat and buckle it.

9



Always attach the seat belt tether to your pet's harness and adjust it to keep your pet securely inside the safety seat.

**You're ready to hit the road
with your buddy on board.**

Let us help!

For questions or additional tips:

+1 (800) 732-2677

petsafe.com

1-Year Warranty

©2019 Radio Systems Corporation

Models: 62349, 62350, PTV00-16825 | SJ400-2288

For important safety information, please see the customer care guide.

live *happy* together™