



**INSTRUCTIONS D'ASSEMBLAGE
ASSEMBLY INSTRUCTIONS**

MONARCH
SPECIALTIES INC.

I 3332

**TABLE D'APPOINT -
METAL NOIR MARTELE ET VERRE TREMPE**

**ACCENT TABLE -
HAMMERED BLACK METAL WITH TEMPERED
GLASS**

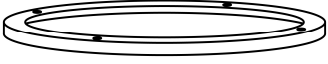





**POUR DE L'ASSISTANCE OU POUR COMMANDER
DES PIÈCES CONTACTEZ NOTRE DÉPARTEMENT
DE SERVICE À LA CLIENTÈLE.**

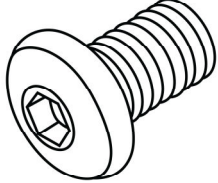
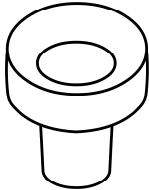
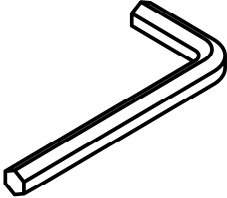
**FOR ASSISTANCE OR TO ORDER PARTS
CONTACT OUR CUSTOMER SERVICE DEPARTMENT**

WWW.MONARCHSERVICE.COM

LISTE DES PIÈCES
PARTS LIST

PIÈCE / PART #	IMAGE	DESCRIPTION	QTY / QTÉ
1		TOP FRAME CADRE DE SURFACE	1
2		LEG PATTE	4
3		LEG SUPPORT SOUTIEN POUR PATTE	1
4		GLASS TOP SURFACE EN VERRE	1

LISTE DES PIÈCES DE MONTAGE
HARDWARE LIST

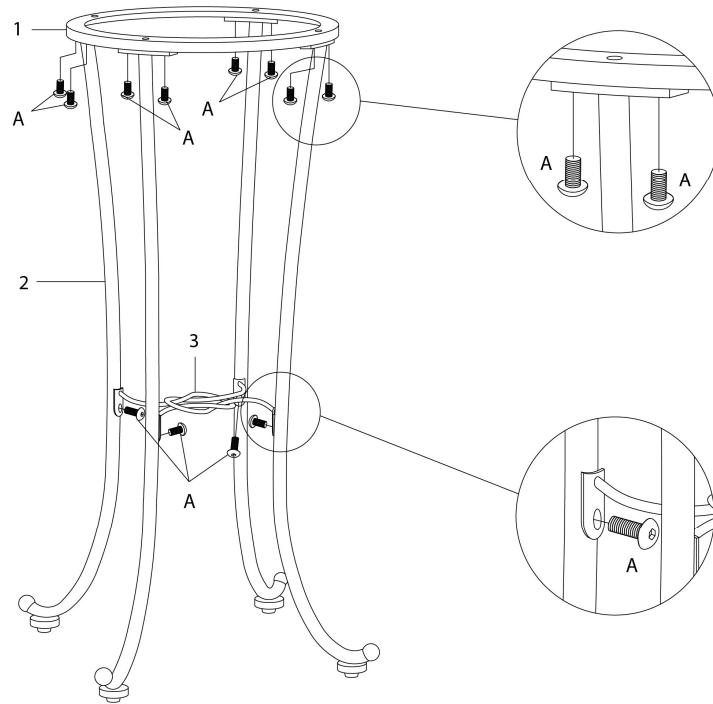
PIÈCE / PART #	IMAGE	DESCRIPTION	QTY / QTÉ
A		<p>ASSEMBLING BOLT - Ø1/4" X 1/2"</p> <p>BOULON D'ASSEMBLAGE - Ø1/4" X 1/2"</p>	12
B		<p>CLEAR BUMPER - Ø1/4"</p> <p>COUSSINET TRANSPARENT - Ø1/4"</p>	4
C		<p>HEX KEY</p> <p>CLÉ HEXAGONALE</p>	1



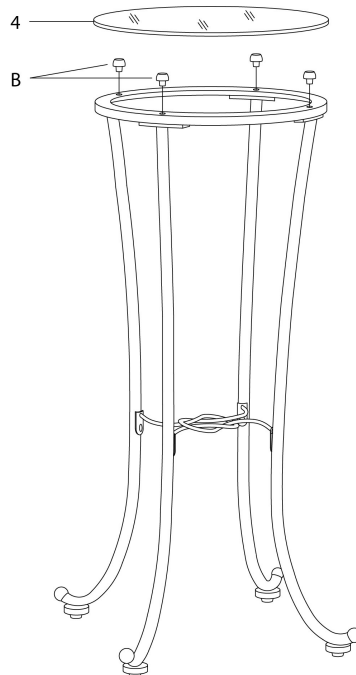
OUTIL DE VÉRIFICATION DE DIMENSIONS DES PIÈCES
HARDWARE DIMENSIONS VERIFICATION TOOL



ÉTAPE / STEP 1



ÉTAPE / STEP 2



ÉTAPE / STEP 3

