

---

**STEALTH PRO™ ANGLER  
SIT-ON-TOP KAYAK**

---



Save this instruction in the event the manufacturer needs to be contacted.

**TOOLS REQUIRED**

**NO TOOLS REQUIRED**

**TABLE OF CONTENTS**

Registration.....	2
Safety Instructions.....	2
Features Identifier.....	3
Adjustable Seat: Assembly.....	4
Adjustable Seat: Adjustment.....	5
Warning Sticker & Maintenance.....	6
Warranty.....	7

**NEED HELP? TALK TO US!**

Lifetime's assembly experts offer quick responses and great customer service.

**Call: 1-800-225-3865**

7:00 am - 5:00 pm (Monday - Friday) MST  
and 9:00 am - 1:00 pm Saturday MST

*Product ID:*

*Live Chat:* [www.lifetime.com/instructions](http://www.lifetime.com/instructions)



## REGISTER YOUR PRODUCT ONLINE AT [EMOTIONKAYAKS.COM](http://EMOTIONKAYAKS.COM)

At Emotion® Kayaks, we are committed to providing innovative and quality products. While registering, you will have the opportunity to give us your feedback. Your input is valuable to us.

- You can also opt in to receive new product notifications or promotions.
- In the unlikely event of a product recall or safety modification, your registration provides the information we need to notify you directly.
- Registration is fast, easy, and completely voluntary.

### EMOTION'S PROMISE TO YOU:

*Maintaining your privacy is our long-standing policy at Emotion® Kayaks. And you can rest assured that Emotion® will not sell or provide your personal data to other third parties, or allow them to use your personal data for their own purposes.*

We invite you to read our privacy policy at [www.emotionkayaks.com](http://www.emotionkayaks.com)

**REGISTER today!**

**\*\*U.S. and Canada customers ONLY\*\***

IF ASSISTANCE IS NEEDED,

**DO NOT CONTACT THE STORE!**

**CALL OUR CUSTOMER SERVICE DEPARTMENT at 1 (800) 225-3865**

HOURS: 7:00 a.m. to 5:00 p.m. Monday through Friday (Mountain Standard Time)

\*\*Call, or visit our Web site for Saturday hours\*\*

\*\*For customers outside the U.S. or Canada, please contact the store for assistance.\*\*



## ***SAFETY INSTRUCTIONS***



**FAILURE TO FOLLOW THESE WARNINGS MAY RESULT IN SERIOUS INJURY OR PROPERTY DAMAGE AND WILL VOID WARRANTY.**

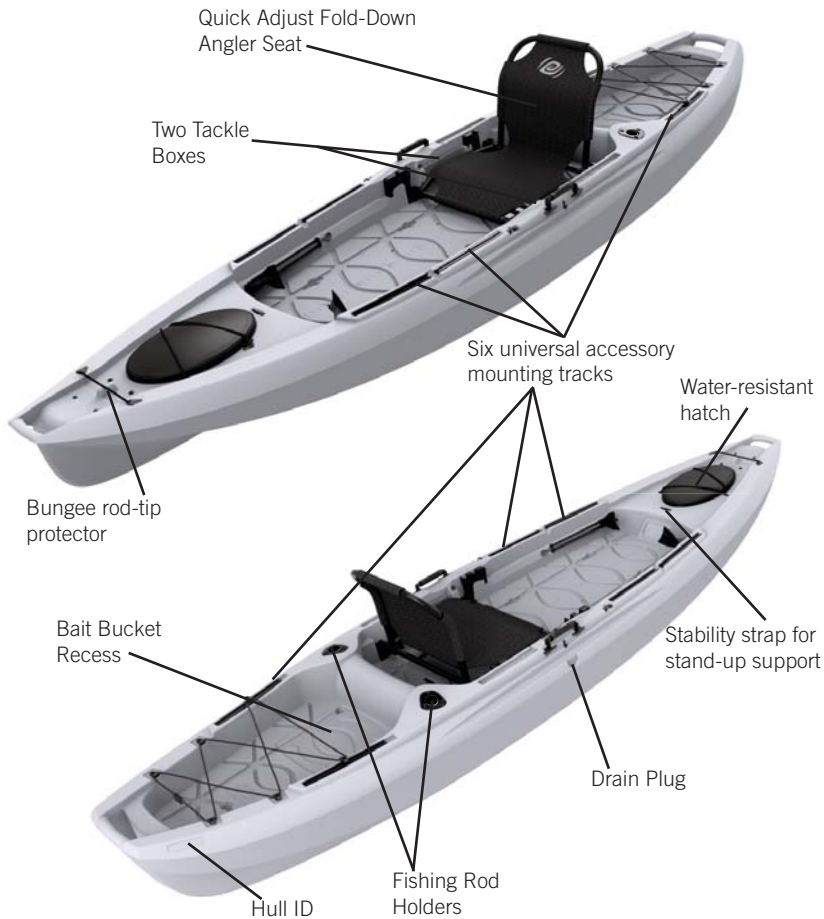
To ensure safety, do not attempt to use this product without following the instructions carefully. Check entire product and inside all packing material for parts and/or additional instruction material. Before using this watercraft, read the instructions and identify parts using the identifier in this document. Proper and complete assembly, use, and supervision are essential to reduce the risk of accident or injury. A high probability of serious injury exists if this system is not assembled, maintained, and/or operated properly.

- Follow any and all warnings and cautions carefully.
- Inspect the Hull for damage prior to each use.

***Most injuries are caused by misuse and/or not following instructions. Use caution when using this system.***



## FEATURES



- **UV-Protected Durable, Linear Low-Density Polyethylene (LLDPE) Construction**
- **Combination Tunnel Hull for performance and stability**
- **9 Self-Bailing Scupper Holes and Deck Channel Draining System**

### Specifications:

Length: 11 feet 8 inches (3,56 m)

Width: 32 inches (81,2 cm)

Weight: 80 lb (27,2 kg)

Maximum Weight Capacity: 375 lb (170 kg)

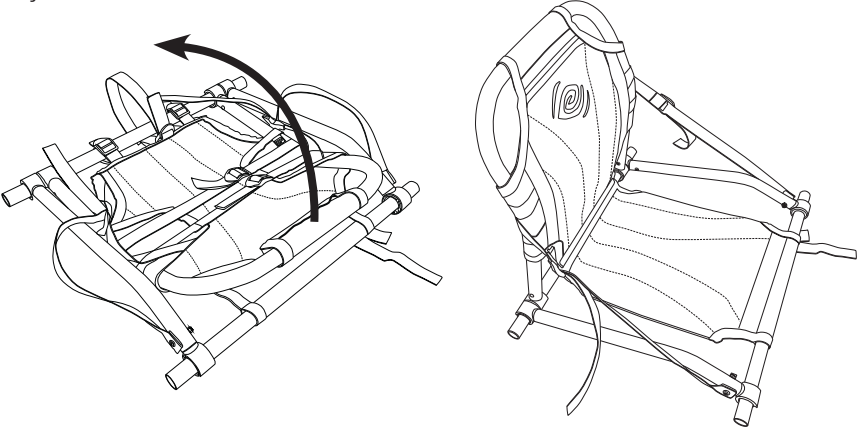
\*\*Never drag any portion of the Kayak over asphalt or any rocky, sandy, or abrasive surface.

# 1

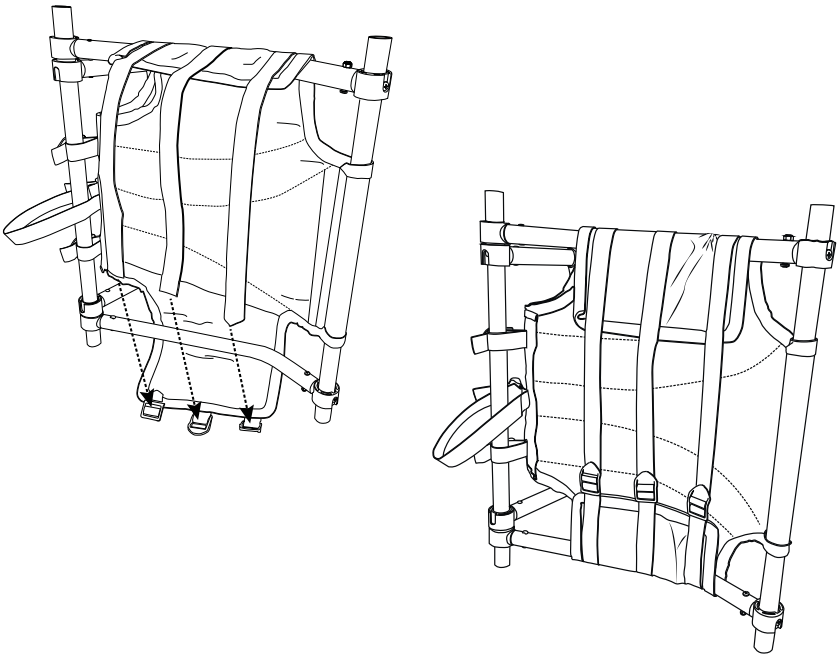
## INSTALLING THE ADJUSTABLE SEAT

### PART 1: ASSEMBLY

When unpacking the kayak for the first time, remove the seat from the kayak and unfold.



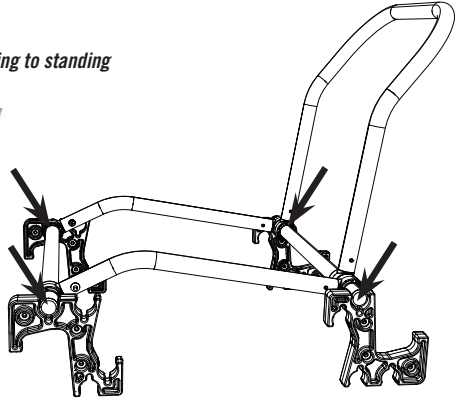

On the bottom of the seat, wrap the wings of the seat around the seat frame and securely tighten the straps.



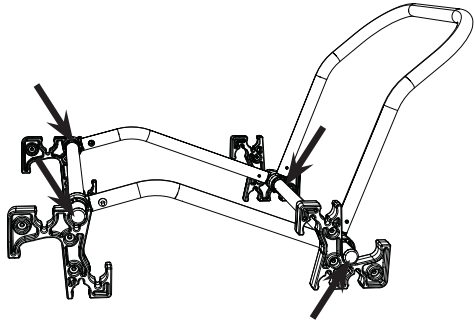

## PART 2: INSTALLATION AND ADJUSTMENT

Turn the seat over and snap the pegs into the slots in the kayak in the desired configuration.

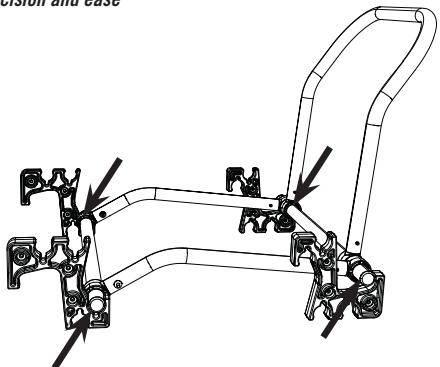

**A** - Seated high to easily transition from sitting to standing



**B** - Reclined position for greater comfort



**C** - Seated low to maneuver the kayak with precision and ease





## WARNING STICKER

**Contact customer service at 1-800-225-3865 if you need to order a replacement sticker.**



## WARNING

Paddle sports can be physically demanding and dangerous.

- Anyone using this watercraft may be at risk of serious injury or death.
- Obtain certified watercraft and first aid training, and carry first aid and safety/rescue equipment.
- Consult a physician prior to beginning your paddle sport training.
- This watercraft is intended for recreational use only.
- This watercraft is not intended for mechanical propulsion.
- Scout unfamiliar waters; portage where appropriate.
- Never use this watercraft in rough, stormy, or white water conditions.
- This watercraft is not intended to be used as a lifesaving device.
- Always wear a Coast Guard approved personal flotation vest.
- Do not allow minors to use this watercraft without adult supervision.
- Do not use in areas where dangerous or strong current flows can overcome your ability to control your direction or destination.
- Never use drugs or alcohol before or during operation of this watercraft.
- Always paddle with a buddy in case you require emergency help.
- Never use in cold water that may cause hypothermia.
- Always wear a helmet when appropriate.
- Check your equipment prior to each use for signs of wear or failure.

1169432



## MAINTENANCE

Congratulations on your Emotion® watercraft purchase. By following the instructions below, your new Emotion watercraft should provide you with years of service and enjoyment.

### Cleaning and Care

Emotion® Kayaks are stain- and solvent-resistant. Most stains can be removed, using a mild soap and a soft-bristled brush. Abrasive cleaning materials may scratch the plastic and are not recommended. Avoid placing a direct heat source on or near surfaces unless using a heat barrier.

### Helpful Tips For Your Kayak

- Always store your kayak out of direct sunlight when not in use. Your kayak is manufactured with UV-resistant color, but a kayak stored in direct sunlight will begin to color fade over long periods of time.
- Your new kayak is molded of high-density polyethylene resin. Clean up with mild soap and water is recommended periodically to keep your paddleboard looking new.
- Never drag any portion of the kayak over asphalt or any rocky, sandy or abrasive surfaces.
- Do not stand or sit on your kayak when out of the water. This can cause damage to the hull.
- During regular use, it is normal to find small amounts of water inside the kayak. Carefully remove the black drain plug on the side and tilt the kayak to let the water drain out. Secure the drain plug when finished.
- If your kayak has been exposed to hot sunlight, it is recommended to splash water on the hull to cool the hot surface before it comes in direct contact with your skin.



## 5-YEAR LIMITED LIABILITY WARRANTY

### THE MANUFACTURER RESERVES THE RIGHT TO MAKE SUBSTITUTIONS TO WARRANTY CLAIMS IF PARTS ARE UNAVAILABLE OR OBSOLETE.

Your new kayak is warranted against defects in materials and workmanship for a period of five years (60 months) from the original purchase date. Lifetime Products, Inc. will repair or replace any kayak hull that should fail due to poor quality in materials or workmanship. A warranted kayak hull that is deemed to have failed due to misuse or abuse will not be covered by the warranty. This warranty does not cover normal wear by use, or abuse, alterations, unauthorized repairs, or use of the kayak in a manner other than intended by the manufacturer. Retain this warranty and Manufacturer's Certificate of Origin document with your original purchase receipt. Copies of these documents must be sent with any valid warranty claim. Please keep these documents in a safe, secure place. All warranty claims must first be submitted in writing to Lifetime Products, Inc. PO Box 160010 Clearfield, UT 84016-0010 for determination of service or replacement of any defective kayak hull. This warranty is in lieu of all other warranties expressed or implied, including warranties of merchantability or fitness for use. Neither Lifetime Products, Inc. nor any representative assumes any other liability in connection with this product. This warranty gives you specific legal rights, and you may also have other rights which vary from State to State.

**Our goods come with guarantees that cannot be excluded under the Australian Consumer Law. You are entitled to a replacement or refund for a major failure and for compensation for any other reasonably foreseeable loss or damage. You are also entitled to have the goods repaired or replaced if the goods fail to be of acceptable quality and the failure does not amount to a major failure.**

## Hull manufactured in the U.S.A.

### PLEASE INCLUDE YOUR DATED SALES RECEIPT AND PHOTOGRAPHS OF DAMAGED PARTS.

REPORT PRODUCT DEFECTS IN WRITING TO:

Lifetime Products, Inc., PO Box 160010 Clearfield, UT 84016-0010  
or call 1-800-225-3865 M-F 7 a.m. to 5 p.m. MST.

### REGISTER YOUR PRODUCT WITHIN 30 DAYS OF PURCHASE FOR QUICKER CUSTOMER SERVICE.

Visit [www.lifetime.com](http://www.lifetime.com) or call 1-800-225-3865 to register your product today.

### FOR INTERNATIONAL WARRANTY CLAIMS:

All warranty claims must be accompanied by a sales receipt. Report all warranty claims in writing to your regional sales support representative. Please include your dated sales receipt and photographs of damaged parts.

To Identify the representative for your region, please visit: [www.lifetime.com/international](http://www.lifetime.com/international)



by



**ENHANCE YOUR EMOTION® KAYAK BY ADDING  
ACCESSORIES OR OTHER GREAT PRODUCTS**

---

*To purchase accessories or other Emotion products, visit us at:*

***www.emotionkayaks.com***

***Or call: 1-800-424-3865***

---



 **emotion™**  
K A Y A K S