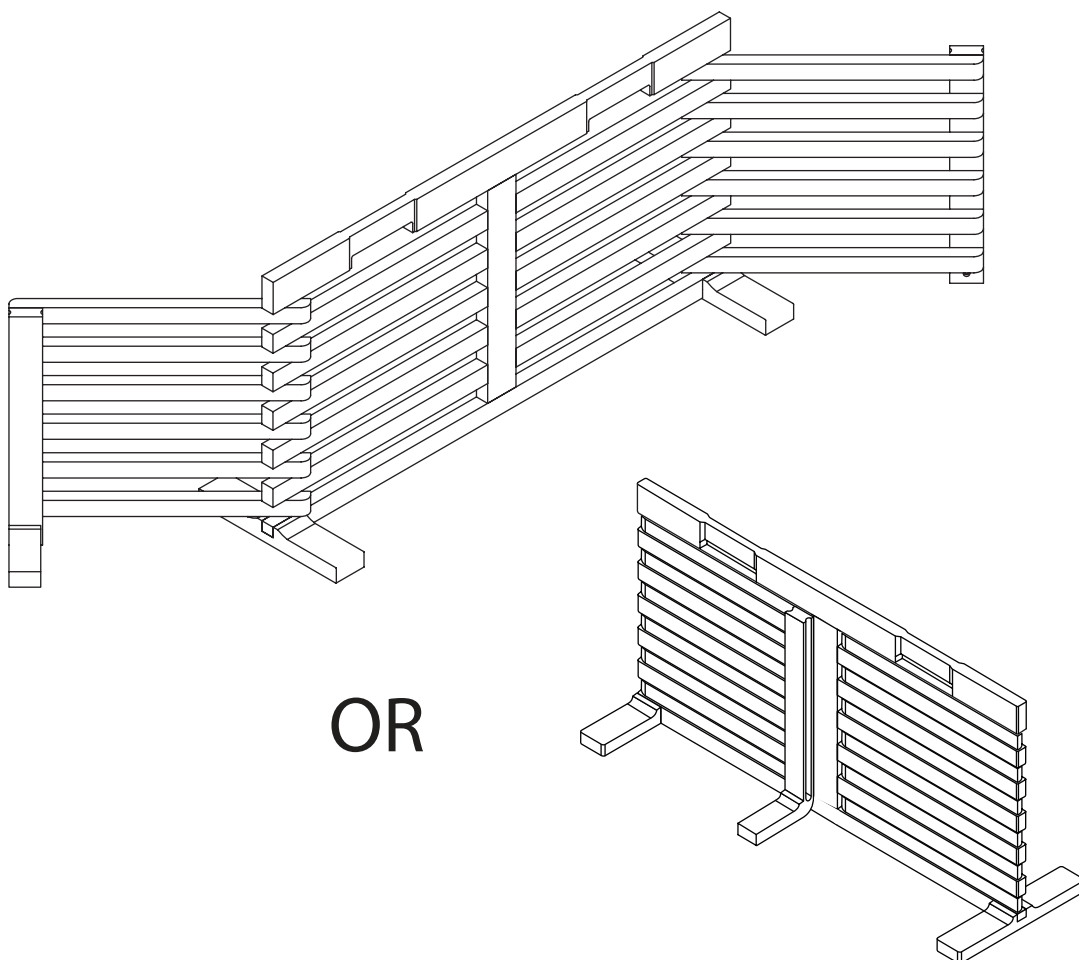


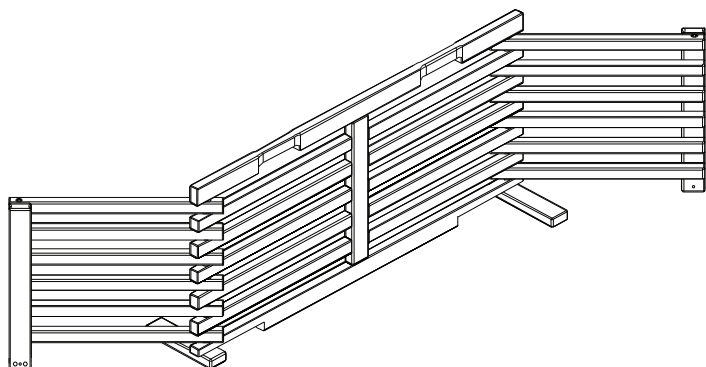
## CARE INSTRUCTIONS

Thank you for choosing ZOOVILLAS™ GATE-N-CRATE FOLDING PET CRATE. With a little care and maintenance, ZOOVILLAS™ GATE-N-CRATE FOLDING PET CRATE will provide your pet with comfort and enjoyment for many years to come!

- To clean panels, use clean water on a damp cloth.
- When assembling GATE-N-CRATE FOLDING PET CRATE, please handle all panels and/or hardware with care to avoid any possibilities of damages and/or injuries.



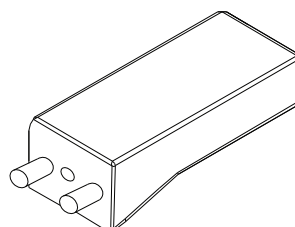
NOTE: Please read all instructions carefully before starting assembly.  
Also, we recommend that the unit is fully assembled on a level surface.  
Two people are recommended to assemble this product.  
DO NOT over torque screws and bolts.



1

FENCE FRAME

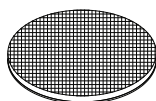
X 1PC



2

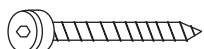
SHORT FEET

X 2PCS



3

RUBBER PADS (OPTIONAL) X 6PCS



A

6X50MM SCREW

2 PCS



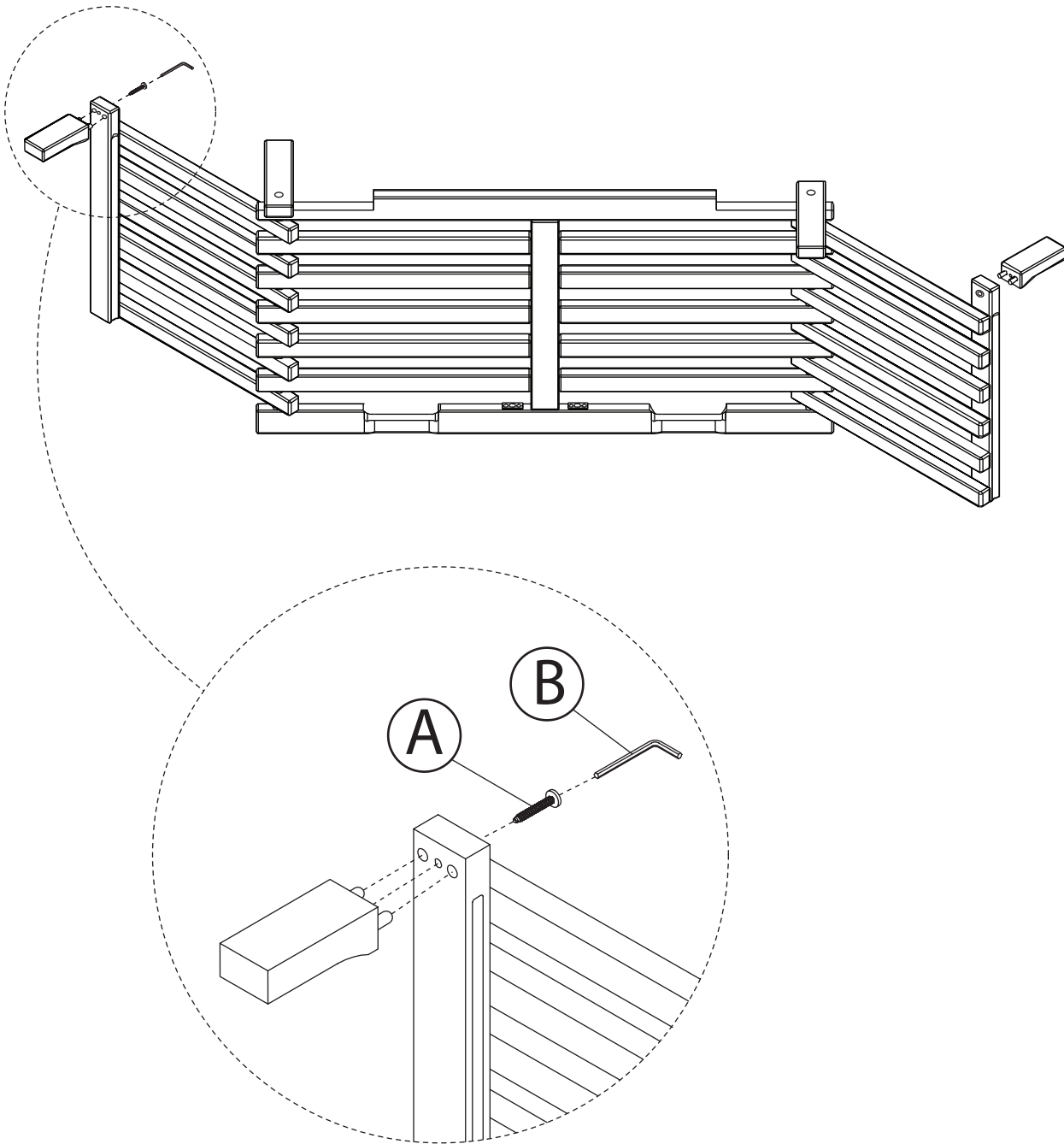
B

ALLEN KEY

1 PC

NOTE: Please read all instructions carefully before starting assembly.  
Also, we recommend that the unit is fully assembled on a level surface.  
Two people are recommended to assemble this product.  
DO NOT over torque screws and bolts.

1



Please check contents before assembly. If any items are missing or damaged, do not take the unit back to the store. Call (775) 629-5029 or email: [service@merryproducts.com](mailto:service@merryproducts.com) for customer service and we will save you time by correcting any problems directly for you.

NOTE: Please read all instructions carefully before starting assembly. Also, we recommend that the unit is fully assembled on a level surface. Two people are recommended to assemble this product. DO NOT over torque screws and bolts.