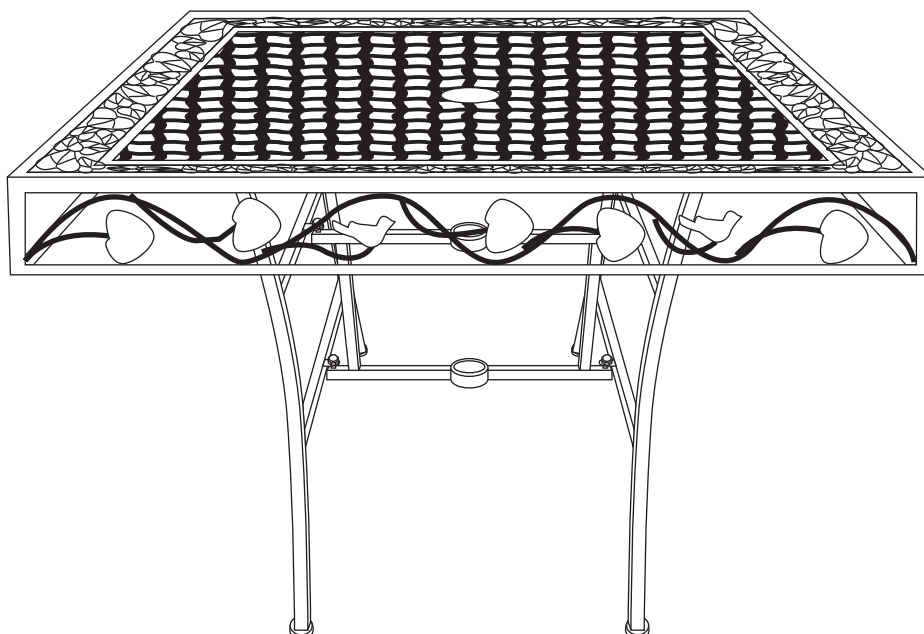




4D CONCEPTS
IVY LEAGUE SQUARE DINING TABLE
MODEL: 120260



NEED ASSISTANCE ?

Call 4D CONCEPTS directly for parts or assemble assistance

Individual stores do not stock part

Call our Toll-free number Five days a week, except holidays:

Monday through Friday 8:00am to 5:00pm

West Coast Time


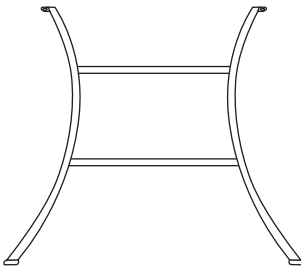
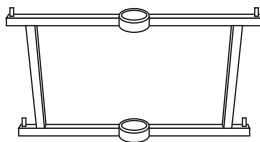


1 - 888 - 310 - 4326

Important : Before calling for assistance, please have the Model number, Part number, and Packing code ready for one of our Customer Service Representatives. You will find the model number and part number on the first pages of the instruction sheet. You will find the packing code jet printed or stamped on the long side of the carton.

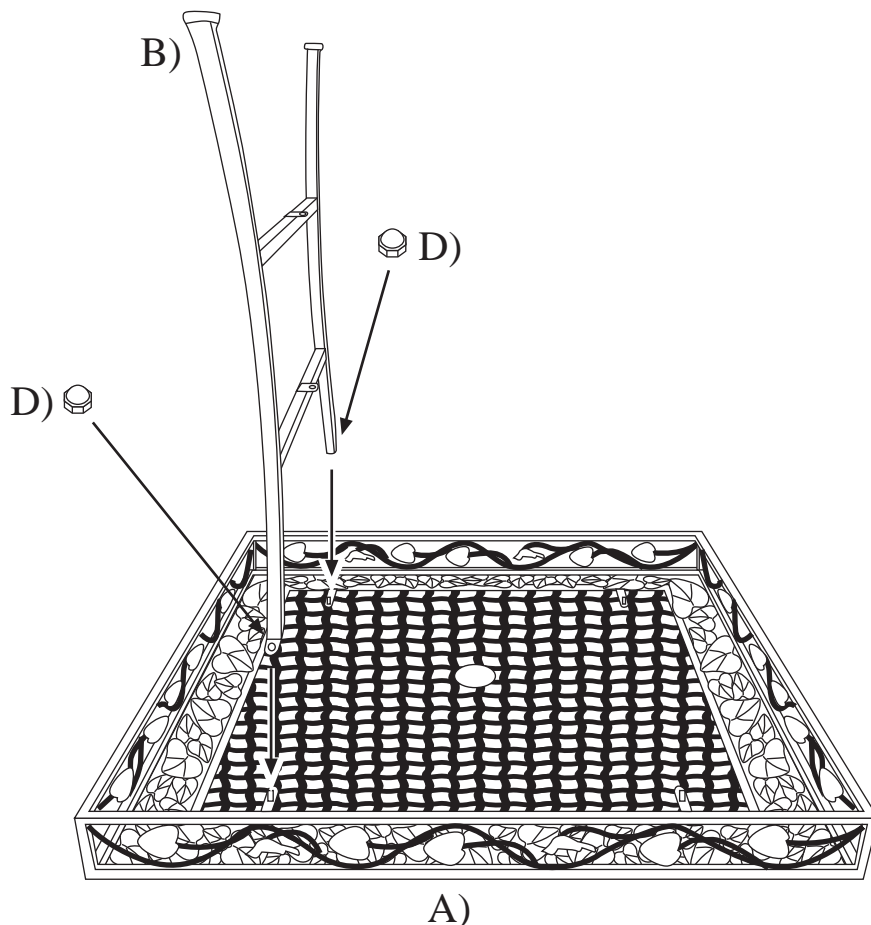
MODEL # : 120260

PACKING CODE # : _____

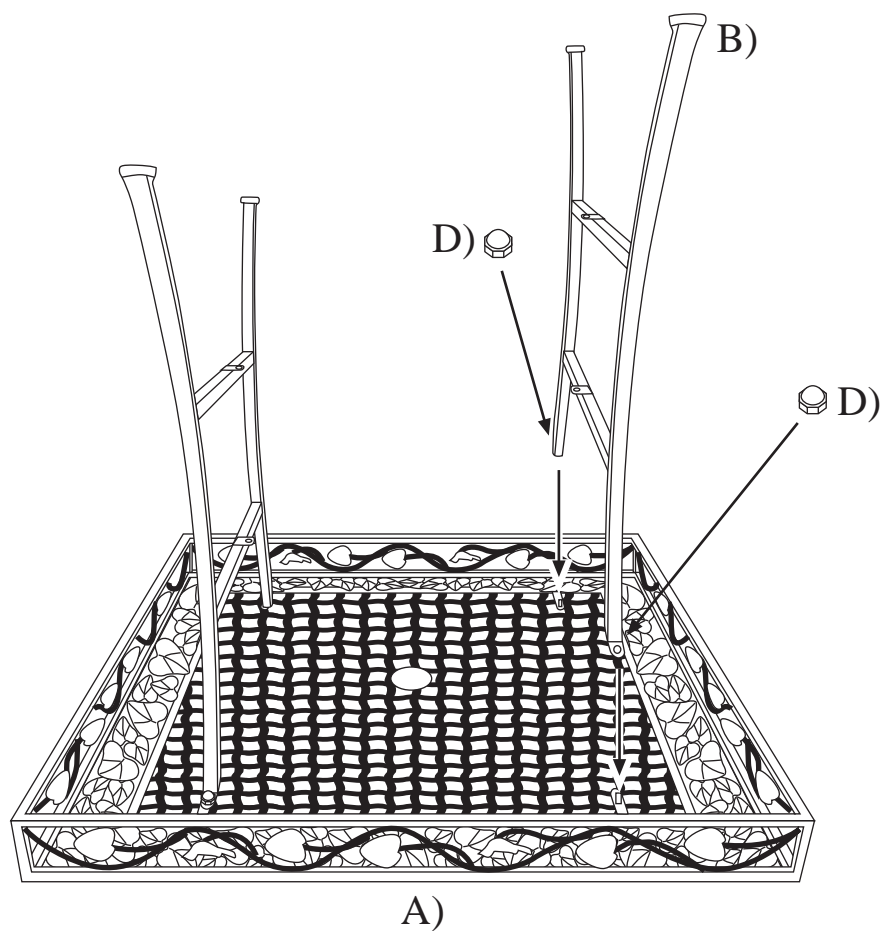
It's important that you retain the model number and the packing code along with the original receipt of purchase for future reference.

<p>A)</p>  <p>36''D x 36''W x 3.5''H</p> <p>Table Top 1 pc</p>	<p>B)</p>  <p>29''W x 30.75''H</p> <p>Leg 2pcs</p>	<p>C)</p>  <p>20.25''W x 10.25''H</p> <p>Middle Bar 1pc</p>
<p>D)</p>  <p>40.5''L</p> <p>Nut 8pcs</p>	<p>E)</p>  <p>Wrench 1pc</p>	

STEP 1 ** Wait to completely tighten the nuts until all parts have been attached in the last step.

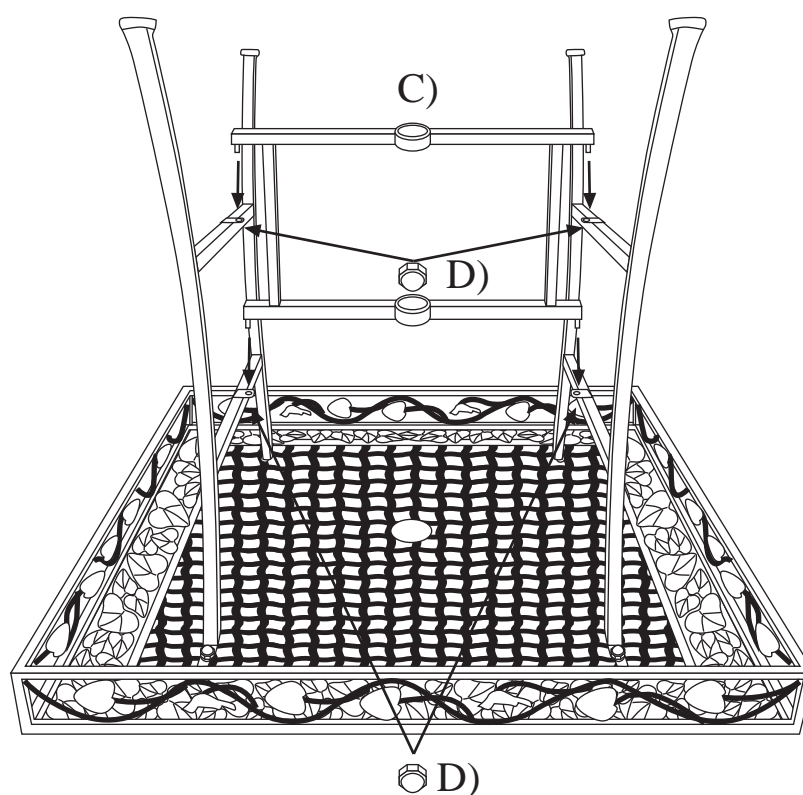


STEP 2




D x 2

STEP 3




D x 4

**** BE SURE ALL NUTS AND BOLTS ARE FULLY TIGHTENED BEFORE USE.**