

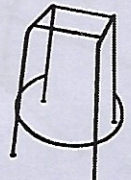






# CAROLINA FORGE


Assembly Instructions  
Item # CF2424/2430  
RTA DIYA ADJUSTABLE COUNTER/ BAR STOOL



Thank you for purchasing a Carolina Forge Company product. This product has been designed for easy assembly and is constructed for durability. Please take the time to read and follow the assembly instructions carefully. If a part or hardware is missing or you have any difficulties in assembling this product, please contact us Toll Free 1-800-228-3876.

NO.	PART	DESCRIPTION	Q'TY	NO.	PARTS	DESCRIPTION	Q'TY
A		Seat	2PCS	B		Base	2PCS
C		Flat Washer	4PC	D		Allen Head Bolt 6mm 15mm	4PCS
E		Spring Washer	4PCS	F		Allen Head Wrench 5mm	1PC





# CAROLINA FORGE

Assembly Instructions  
Item # CF2424/2430  
RTA DIYA ADJUSTABLE COUNTER/ BAR STOOL

## STEP 1

