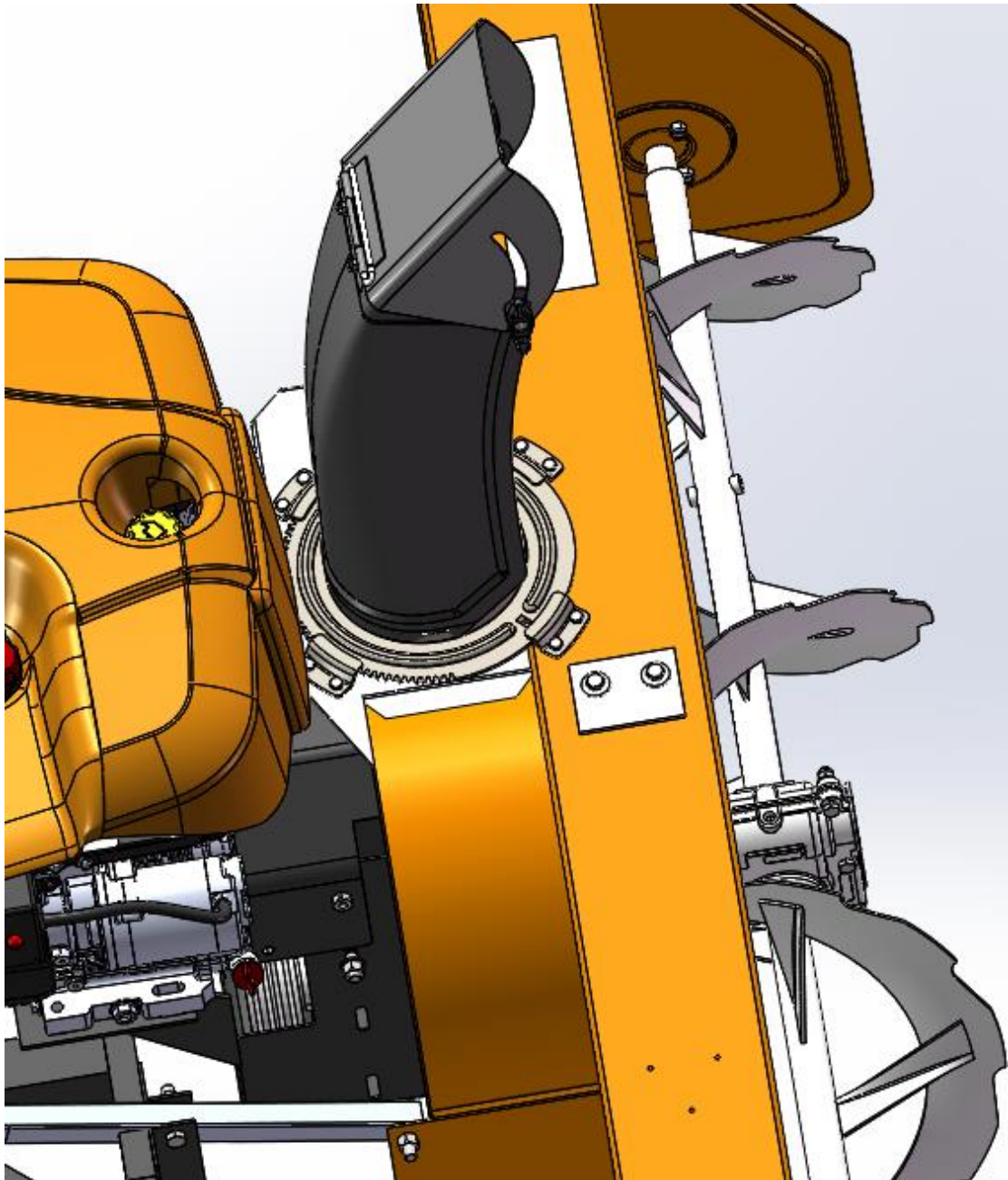




1,As A to assemble the chute. ( 8pcs M6×16 hexagonal screw )



2, As B and C, assemble the pulling plate on the UTV, (2pcs M10×15 hexagonal screw)

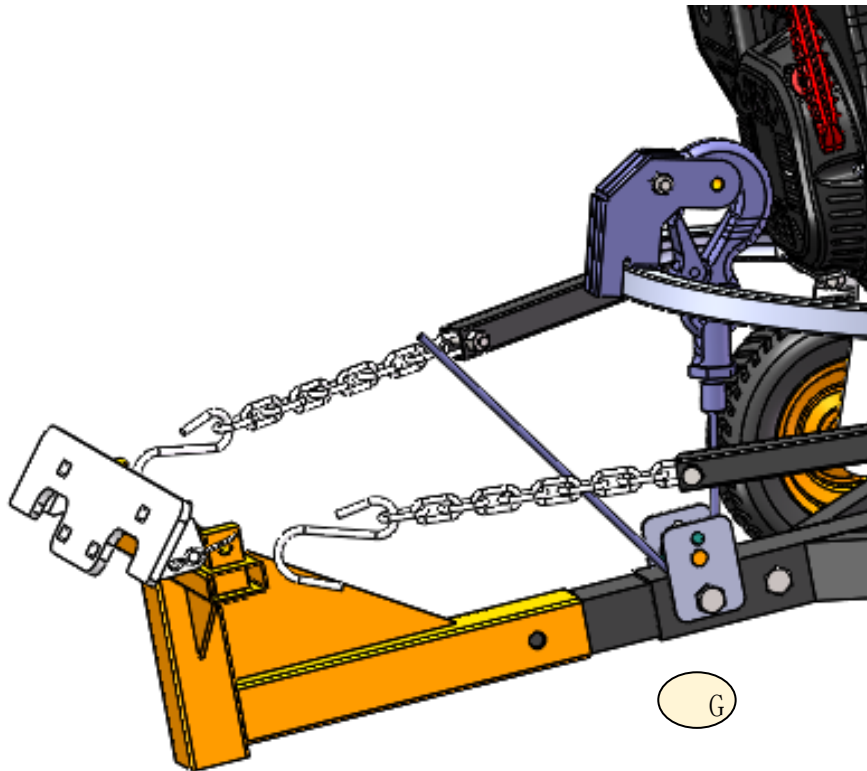


3, As D and E, assemble the connection bracket welded parts on the UTV,  
fixed by F.




4, As G to connect the snow blower head and connection bracket welded part. (2pcs M12×70 hexagonal screw)

5. Assemble the hook as G.



6. As H and I, put the chain on the UTV steel frame, then adjust the square tube and tighten the chain.



7. As J, open the hood, put the wires through  bottom of the UTV, connect the power cord to the battery (pay attention the positive and negative ), put the switch near the steering wheel.




Hood

Batter



8. Open the UTV and the snow thrower, test the winch and others whether they are ok or not.



9. Close and fixed the hood.