

360° Configurable Gate 36"

ITEM #: 33238-G8 / 33242

Thank you for choosing Primetime Petz 360° Configurable Gate 36". Please read assembly instructions carefully before assembling or using this product, and keep for future reference.

FEATURES:

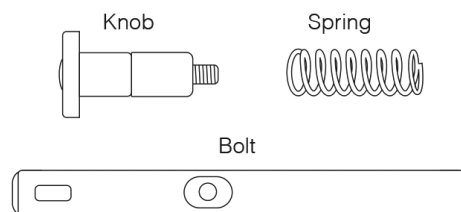
- This product is rated for all sized pets
- Gate is free-standing, allowing for easy placement anywhere you would like
- Attractive wood finish compliments any home décor
- Folds down to store in seconds, lightweight for ease of use
- Safely spans wide areas up to 80"

DIMENSIONS/WEIGHT:

Item Dimensions: 88" X .75" X 36"
Item Weight: 21.6 lbs.


MATERIALS:

Wooden part: Wood
Metal part: Steel (hinges)



NO TOOLS REQUIRED

STEP 1



Insert the spring into the hole.

STEP 2




Insert the end of the bolt with the white dot into the hole. Push in as far as it will go.

STEP 3



Screw the knob into the hole in the bolt.



Complete

WARNING

- Do not use for distances spanning over 80"
- Do not put gate in a place where passage through could lead to harm for the pet or yourself; the manufacturer does not guarantee this gate will prevent all pets from passing through
- Do not carry an infant or child when striding over the bottom rung; take care when stepping over bottom rung and prevent stumbling
- Do not place gate at the top or bottom of a staircase or near a glass door
- Place the product on a sturdy, flat surface
- Do not use this product in any way other than its intended purpose
- Keep the product away from fire or extremely high temperatures
- This product is designed for indoor use only
- Refrain from using a leash with your pet when using this product; pet could become entangled
- Do not sit or lean on the gate
- When opening door panel, be careful of pinching hands, fingers, or pet
- Use mild detergent and water to clean; do not use harsh chemicals such as benzine or thinner
- Use soft cloth for cleaning; do not use a scrub brush or abrasive scouring materials
- After cleaning, avoid drying product in direct sunlight; place in shade to dry

MANUFACTURER'S RECOMMENDATIONS:

We recommend applying additional anti-chew bitters serum to your gate on a regular basis especially if your pet is still a puppy.

PROVISIONS:

Please note this gate was not designed to be permanently affixed to walls or door frames and therefore are not guaranteed to prevent animals of aggressive temperament from jumping on gate and/or dislodging latching mechanism.

CARE INSTRUCTIONS:

Clean with a soft, dry cloth. Do not use benzine, thinner, wood polish, or any abrasive powder.