



CHANGING YOUR LANDSCAPE SINCE 1945

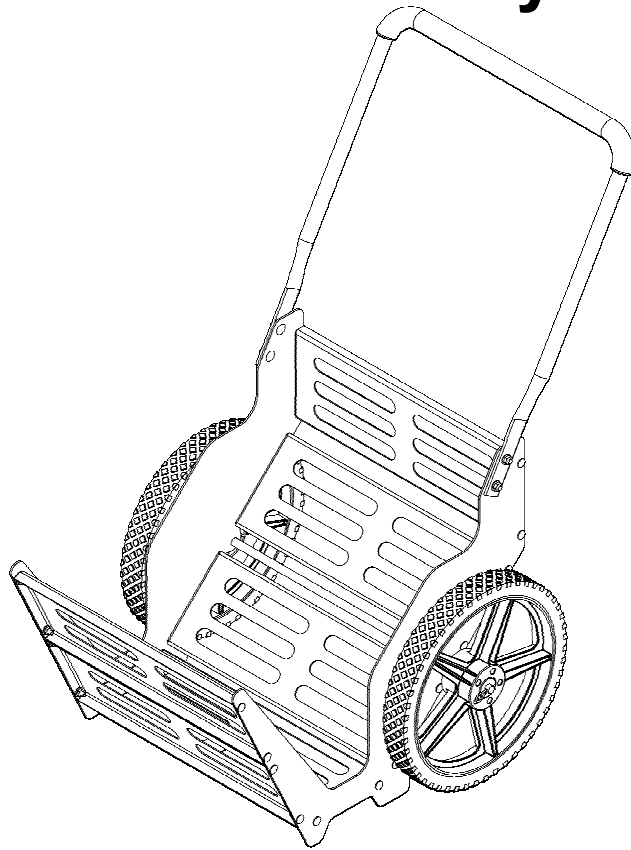
swisherinc.com

## OWNER'S MANUAL

# 21330

Starting Serial #: L218-001001

## Firewood / Utility Cart



**IMPORTANT**  
Read and follow all  
Safety Precautions  
and Instructions  
Before Operating this  
Equipment.

SWISHER ACQUISITION INC.  
1602 CORPORATE DRIVE, WARRENSBURG, MISSOURI 64093  
PHONE 660-747-8183 FAX 660-747-8650

*Made In The*  
**USA**  
*of US and Global Parts*

8/23/2019

## LIMITED WARRANTY

The manufacturer's warranty to the original consumer purchaser is: This product is free from defects in materials and workmanship for a period of ninety (90) days from the date of purchase by the original consumer purchaser. We will repair or replace, at our discretion, parts found to be defective due to materials or workmanship. This warranty is subject to the following limitations and exclusions:

1.      Limitation                      This warranty applies only to products which have been properly assembled, adjusted, and operated in accordance with the instructions contained within this manual. This warranty does not apply to any product of Swisher that has been subject to alteration, misuse, abuse, improper assembly or installation, shipping damage, or to normal wear of product.
2.      Exclusions                         Excluded from this warranty are normal wear, normal adjustments, and normal maintenance.

In the event you have a claim under this warranty, you must return the product to an authorized service dealer. All transportation charges, damage, or loss incurred during transportation of parts submitted for replacement or repair under this warranty shall be borne by the purchaser. Should you have any questions concerning this warranty, please contact us toll-free at 1-800-222-8183. The model number, serial number, date of purchase, and the name of the authorized Swisher dealer from whom you purchased the product will be needed before any warranty claim can be processed.

**THIS WARRANTY DOES NOT APPLY TO ANY INCIDENTAL OR CONSEQUENTIAL DAMAGES AND ANY IMPLIED WARRANTIES ARE LIMITED TO THE SAME TIME PERIODS STATED HEREIN FOR ALL EXPRESSED WARRANTIES.** Some states do not allow the limitation of consequential damages or limitations on how long an implied warranty may last, so the above limitations or exclusions may not apply to you. This warranty gives you specific legal rights and you may have other rights, which vary from state-to-state. This is a limited warranty as defined by the Magnuson-Moss Act of 1975.

# SAFETY PRECAUTIONS

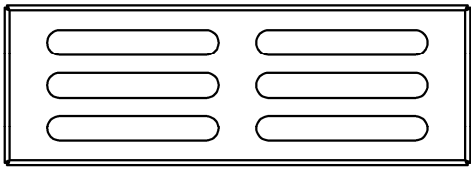


**This Safety Alert Symbol indicates important messages in this manual. When you see this symbol, carefully read the message that follows and be alert to the possibility of personal injury.**

- Read the instruction manual completely before assembling this product.
- Use this cart for the intended purpose.
- Maximum capacity for this cart is 200 LBS. Do not overload, damage may result!
- WARNING: RISK OF FIRE.** If using this cart to transport firewood or kindling do not leave near open flame, use open flame devices, or smoke near the cart.
- WARNING: RISK OF INJURY.** When loading or unloading this cart keep the load balanced by evenly distributing the load. An unbalanced load or if loaded too high may cause the cart to tip and cause injury. The load may shift during transport.
- Do not ride in this cart. Personal injury may result.
- Do not let other people or animals ride in this cart. Personal injury or property damage may result.
- Watch for traffic when operating near or crossing roadways.
- Watch for trip hazards and uneven surfaces.

Unpack your 21330 cart and become familiar with each component. Ensure that the correct quantity of each component noted in the parts list is present. Contact customer service if any components are missing (1-800-222-8183). Read the installation instructions thoroughly before you begin.

## PARTS DETAIL




SUPPORT  
21334\*  
QUANTITY 6



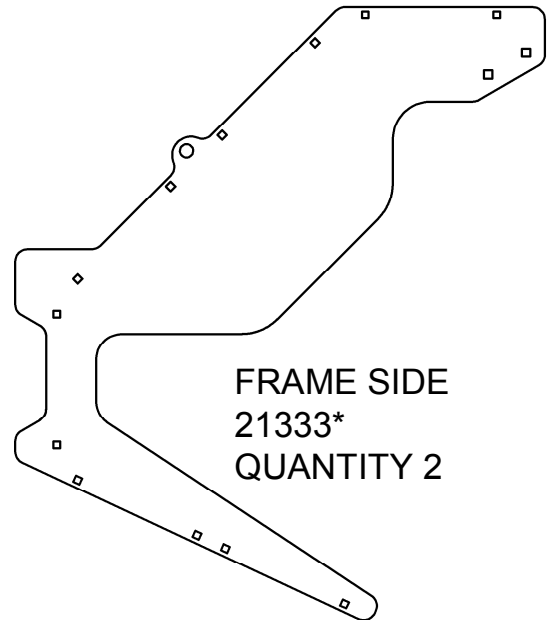
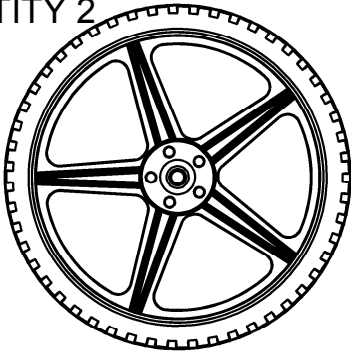
GRIP  
19561  
QUANTITY 1

HANDLE  
21335\*  
QUANTITY 1

AXLE  
21336  
QUANTITY 1

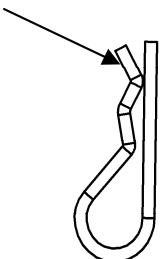


WHEEL  
2002K  
QUANTITY 2

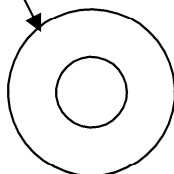


FRAME SIDE  
21333\*  
QUANTITY 2

PIN  
NB127  
QUANTITY 2



1/2" WASHER  
NB555  
QUANTITY 4



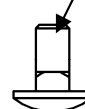
5/16 X 3/4" BOLT  
20236  
QUANTITY 4



5/16 NUT  
20237  
QUANTITY 4



1/4 X 1/2" BOLT  
21474  
QUANTITY 24



1/4 NUT  
21485  
QUANTITY 24

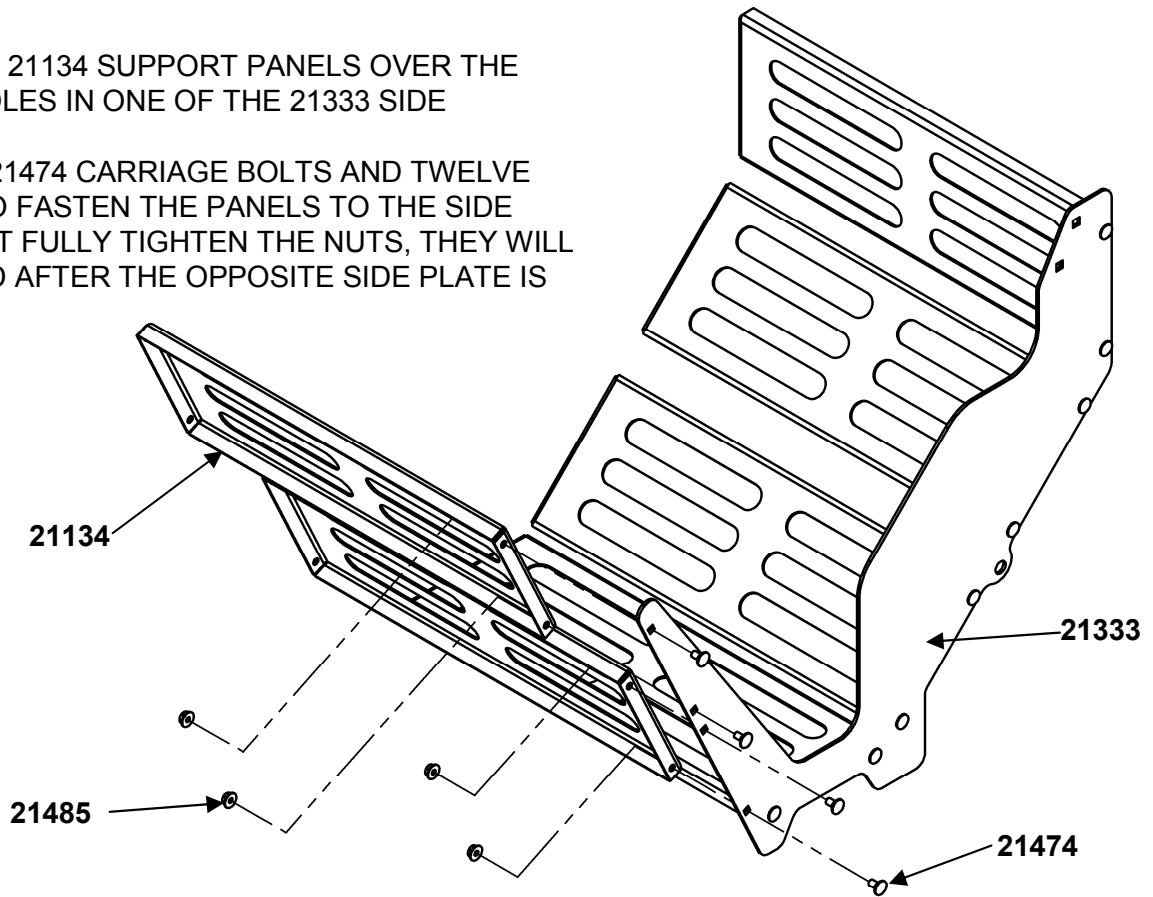


# ASSEMBLY INSTRUCTIONS

## STEP 1

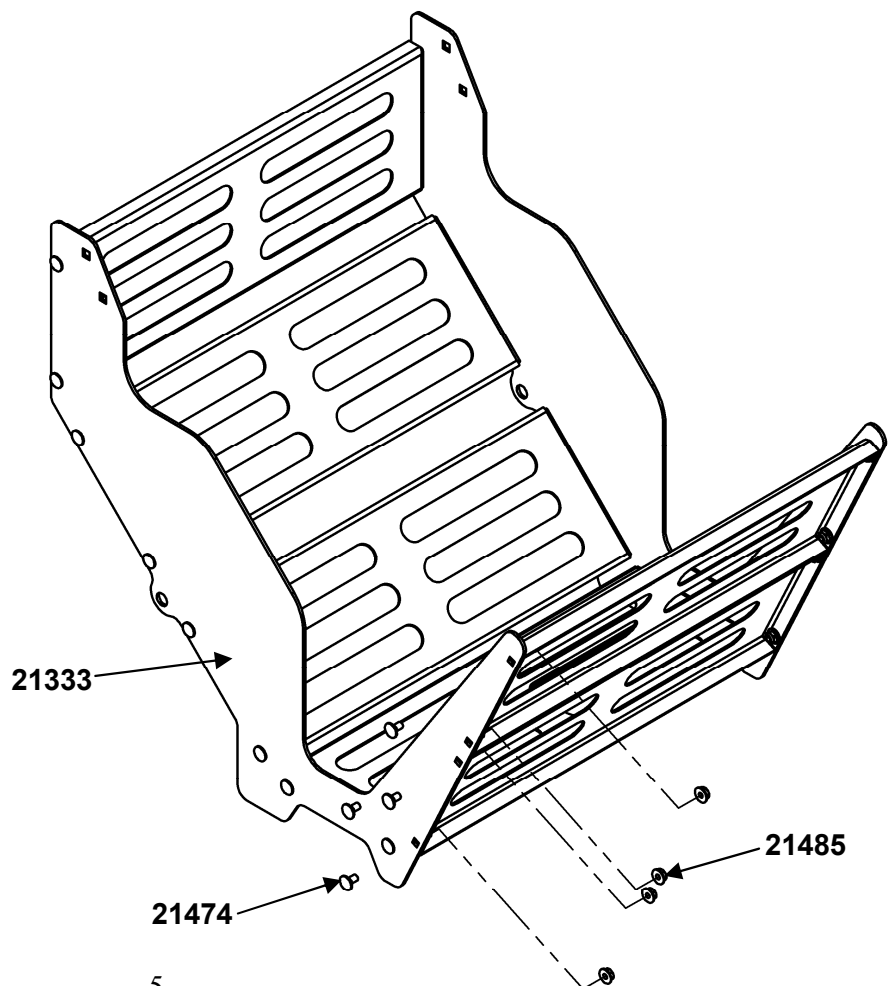
ALIGN THE SIX 21134 SUPPORT PANELS OVER THE MOUNTING HOLES IN ONE OF THE 21333 SIDE PLATES.

USE TWELVE 21474 CARRIAGE BOLTS AND TWELVE 21485 NUTS TO FASTEN THE PANELS TO THE SIDE PLATE. DO NOT FULLY TIGHTEN THE NUTS, THEY WILL BE TIGHTENED AFTER THE OPPOSITE SIDE PLATE IS ATTACHED.



## STEP 2

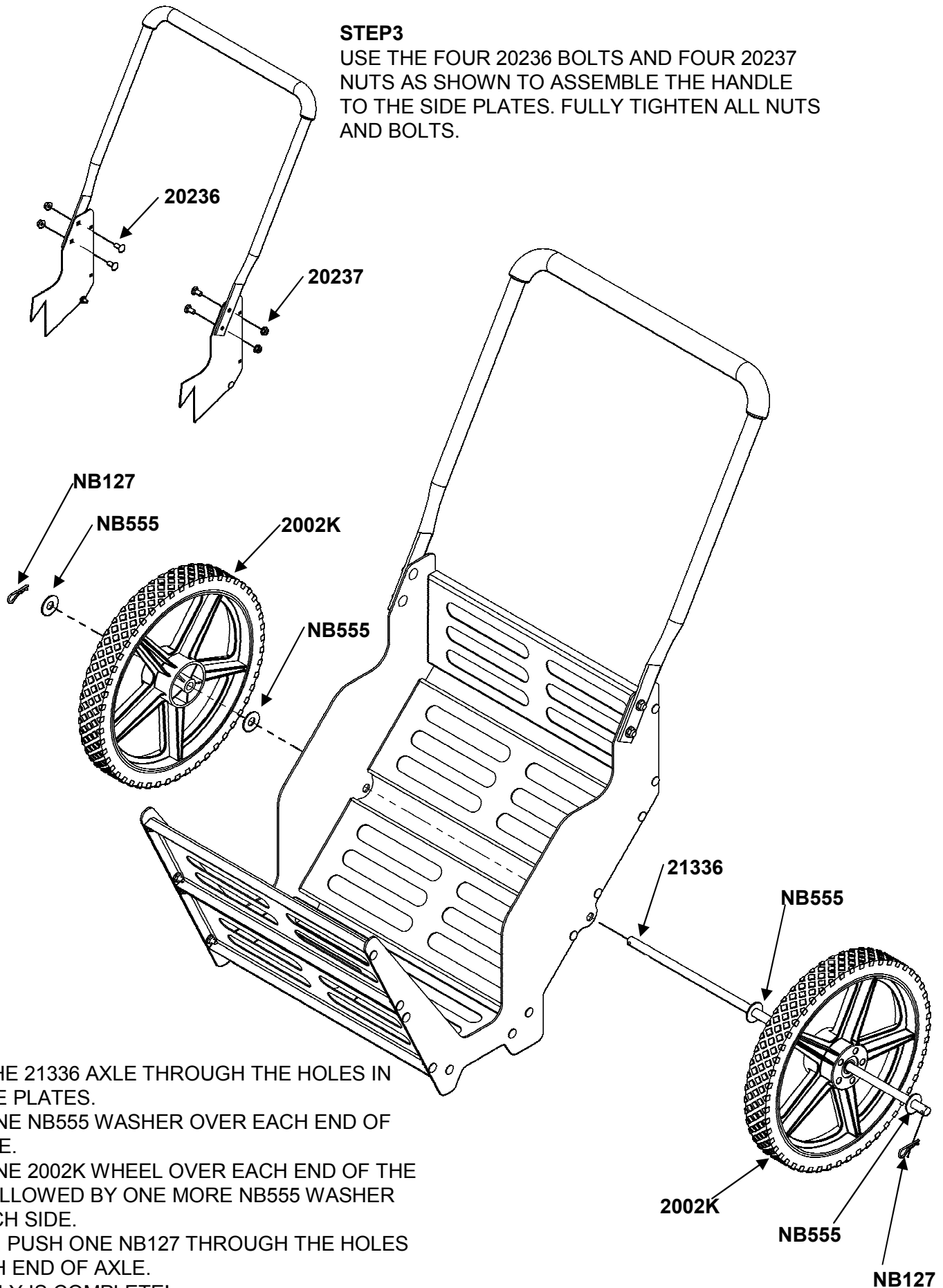
ALIGN THE OTHER 21333 SIDE PLATE ON THE OPPOSITE SIDE AND USE TWELVE 21474 CARRIAGE BOLTS AND TWELVE 21485 NUTS TO FASTEN THE PANELS TO THE SIDE PLATE. FULLY TIGHTEN ALL THE NUTS AND BOLTS.



# ASSEMBLY INSTRUCTIONS

## STEP 3

USE THE FOUR 20236 BOLTS AND FOUR 20237 NUTS AS SHOWN TO ASSEMBLE THE HANDLE TO THE SIDE PLATES. FULLY TIGHTEN ALL NUTS AND BOLTS.



## STEP 4

SLIDE THE 21336 AXLE THROUGH THE HOLES IN THE SIDE PLATES.  
SLIDE ONE NB55 WASHER OVER EACH END OF THE AXLE.  
SLIDE ONE 2002K WHEEL OVER EACH END OF THE AXLE FOLLOWED BY ONE MORE NB55 WASHER FOR EACH SIDE.  
FINALLY, PUSH ONE NB127 THROUGH THE HOLES ON EACH END OF AXLE.  
ASSEMBLY IS COMPLETE!

Page left blank intentionally.



CHANGING YOUR LANDSCAPE SINCE 1945

swisherinc.com

**OWNER'S MANUAL**

**21330**

## **Firewood / Utility Cart**

WHEN ORDERING PARTS, PLEASE HAVE THE  
FOLLOWING INFORMATION AVAILABLE:

- \* PRODUCT - \_\_\_\_\_
- \* SERIAL NUMBER - \_\_\_\_\_
- \* MODEL NUMBER - \_\_\_\_\_
- TYPE - \_\_\_\_\_
- \* PART NUMBER WITH PAINT CODE
- \* PART DESCRIPTION

TELEPHONE - 1-800-222-8183

FAX - 1-660-747-8650

SWISHER ACQUISITION INC.  
1602 CORPORATE DRIVE, WARRENSBURG, MISSOURI 64093  
PHONE 660-747-8183 FAX 660-747-8650

*Made In The*  
**USA**  
*of US and Global Parts*