

PORTACOOOL PRODUCT BROCHURE

COOLING
GENERATED BY

KUUL

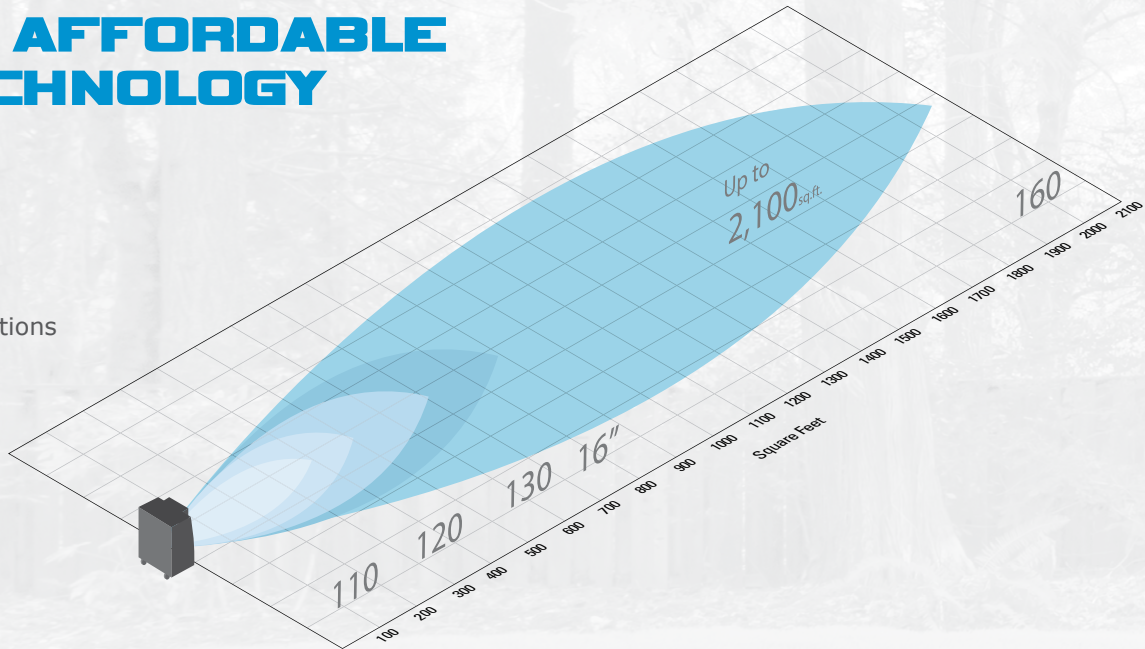
EXPERIENCE THE KUUL EFFECT™

EVAPORATIVE COOLING MEDIA



POWERFUL, AFFORDABLE COOLING TECHNOLOGY

- Residential Patios
Terrazas
- Garages
Cocheras
- Workshops
Talleres
- Smaller Commercial Applications
Pequeñas áreas de uso comercial
- Pets
Mascotas
- Barns
Graneros




KUUL COMFORT™ EVAPORATIVE MEDIA

Kuul Comfort™ evaporative media is designed and made exclusively to meet the exact performance requirements of Portacool portable evaporative coolers. Our media features an exclusive mix of superior raw materials and a proprietary application of geometrical, intelligent design to create the optimal cooling experience. Kuul Comfort evaporative media is the driving force behind our superior cooling performance.

For best results:

- Follow instructions for Kuul Comfort evaporative media as specified in the Owner's Manual of your Portacool® evaporative cooler.
- In areas where hard water is present, consider using Portacool Hard Water Treatment™ to help reduce calcium-scale deposit buildup to extend the life of your evaporative media.
- For cleaning and maintenance purposes, remove the Kuul® evaporative media periodically and spray or wipe down thoroughly to maintain performance and longevity.

TheKuulEffect.com



HOW THE KUUL EFFECT FEELS

	Temperature	Humidity	Drop in temp*	City**
Hot/Dry	105 °	20%	30 °	Phoenix, AZ
Hot/Humid	95 °	55%	13 °	Houston, TX
Warm/Dry	90 °	20%	24 °	Albuquerque, NM
Warm/Humid	80 °	60%	11 °	San Jose, CA

*The temperature drop provided only reflects the performance of Portacool's Kuul Comfort™ evaporative media. The drop does not factor in the velocity or volume of the air provided by our high-performance fans (wind chill). The "real-feel" or perceived temperature will be cooler. Results will vary based on your current conditions.

**The examples shown represent average July conditions of the listed cities.

PORTACOOOL CYCLONE™

POWERFUL, AFFORDABLE COOLING TECHNOLOGY



DIRECTIONAL LOUVERS

VENTILAS DIRECCIONALES

COMPACT DESIGN

DISEÑO COMPACTO

**WATER ADJUSTMENT
VALVE**

VÁLVULA DE AJUSTE DE AGUA

**WATER LEVEL
INDICATOR**

INDICADOR DEL NIVEL DE AGUA

DUAL WATER FILL

LLENADO DE AGUA DUAL

EASY ROLL CASTERS

RUEDAS DE RODADO FÁCIL



WATER LEVEL INDICATOR/ PUMP SHUT-OFF

The water level indicator in your Cyclone evaporative cooler provides high-reliability monitoring of the water level in the tank. When the level drops below a certain level, the pump will automatically shut off, preventing over heating and protecting your investment.

MADE IN
USA 
WITH DOMESTIC AND GLOBAL PARTS

CYCLONE SERIES



CYCLONE 160

PACCY160

DESCRIPTION

The Portacool Cyclone™ 160 is a versatile, powerful portable cooling solution designed to help professionals stay safe and productive on the job site during the work week.

Air delivery Suministro de aire	8,000 CFM / 13,592 m ³ /hr	Dimensions (in) Dimensiones	68 H x 51 W x 29 D
Velocity Velocidad del aire	15 mph / 24 kph	Dimensions (cm) Dimensiones	173 H x 130 W x 74 D
Speeds Velocidad del motor	One / Uno	Weight Peso	168 lb / 76 kg
Cooling capacity Capacidad de enfriamiento	2,100 s.f. / 195 m ²	Stock Number Número de inventario	PACCY160GA1
Water reservoir Depósito de agua	40 G / 151 L	Kuul Effect Efecto Kuul	20

1
Year warranty on
motor and electrical
components

∞
Lifetime warranty
on all molded
 housings

MADE IN
USA 
WITH DOMESTIC AND GLOBAL PARTS



CYCLONE SERIES



CYCLONE 130

PACCY130

DESCRIPTION

Cool down your patio, garage or hobby area when comfort counts! Adjustable louvers allow you to adjust air output to exactly where it's needed. Take your outdoor spaces back from the heat!

Air delivery Suministro de aire	3,000 CFM / 5,097 m ³ /hr	Dimensions (in) Dimensiones	39 H x 30 W x 27 D
Velocity Velocidad del aire	37 mph / 60 kph	Dimensions (cm) Dimensiones	99 H x 76 W x 69 D
Speeds Velocidad del motor	Two / Dos	Weight Peso	85 lb / 39 kg
Cooling capacity Capacidad de enfriamiento	700 s.f. / 65 m ²	Stock Number Número de inventario	PACCY130GA1
Water reservoir Depósito de agua	16 G / 61 L	Kuul Effect Efecto Kuul	14

1
Year warranty on
motor and electrical
components

∞
Lifetime warranty
on all molded
 housings



MADE IN USA 
WITH DOMESTIC AND GLOBAL PARTS

CYCLONE SERIES



CYCLONE 120

PACCY120

DESCRIPTION

Huge in performance, this easy-to-operate evaporative cooler produces cool air where ever it is needed. With its compact size, the Portacool Cyclone™ 120 portable evaporative cooler is perfect for smaller settings, yet still delivers an impressive amount of air output.

Air delivery Suministro de aire	2,000 CFM / 3,398 m ³ /hr	Dimensions (in) Dimensiones	31 H x 25 W x 24 D
Velocity Velocidad del aire	30 mph / 48 kph	Dimensions (cm) Dimensiones	79 H x 64 W x 61 D
Speeds Velocidad del motor	Two / Dos	Weight Peso	60 lb / 27 kg
Cooling capacity Capacidad de enfriamiento	500 s.f. / 46 m ²	Stock Number Número de inventario	PACCY120GA1
Water reservoir Depósito de agua	10 G / 38 L	Kuul Effect Efecto Kuul	13

1
Year warranty on
motor and electrical
components

∞
Lifetime warranty
on all molded
 housings

MADE IN USA
WITH DOMESTIC AND GLOBAL PARTS



CYCLONE SERIES



CYCLONE 110

PACCY110

DESCRIPTION

Do not let the small size fool you, this evaporative cooler provides much needed relief from the heat. Take your outdoor spaces back from the heat!!

Air delivery Suministro de aire	1,000 CFM / 1,699 m ³ /hr	Dimensions (in) Dimensiones	34 H x 20 W x 19 D
Velocity Velocidad del aire	17 mph / 27 kph	Dimensions (cm) Dimensiones	86 H x 51 W x 48 D
Speeds Velocidad del motor	Two / Dos	Weight Peso	50 lb / 23 kg
Cooling capacity Capacidad de enfriamiento	300 s.f. / 28 m ²	Stock Number Número de inventario	PACCY110GA1
Water reservoir Depósito de agua	8 G / 30 L	Kuul Effect Efecto Kuul	10

1
Year warranty on
motor and electrical
components

∞
Lifetime warranty
on all molded
 housings

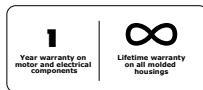
16" THREE SPEED

PAC163SV

DESCRIPTION

Perfect for the patio, garage or single person work area, this evaporative cooler is the solution to your hottest problems. This unique evaporative cooler comes with a tall housing to help elevate the cooler airflow off the ground.

Air delivery Suministro de aire	3900 CFM / 6,626 m ³ /hr	Dimensions (in) Dimensiones	60 H x 38 W x 22 D
Velocity Velocidad del aire	24 mph / 39 kph	Dimensions (cm) Dimensiones	152 H x 97 W x 56 D
Speeds Velocidad del motor	Three / Tres	Weight Peso	121 lb / 51 kg
Cooling capacity Capacidad de enfriamiento	900 s.f. / 84 m ²	Stock Number Número de inventario	PAC163SV1A1
Water reservoir Depósito de agua	42 G / 159 L	Kuul Effect Efecto Kuul	15



CLASSIC SERIES

REPLACEMENT PARTS

Product	Motor	Pump	Media	Casters	Controls
PACCY160	PARMTRCY160A	PARPMP01710A	PARKULCY1600	PARPACCST160	PARCTLCY160A
PACCY130	PARMTRCY130A	PARPMPCYC00A	PARKULCYC300	PARPACCST300	PARCTLCYC00A
PAC2KCYC01	PARMTRCY130A	PARPMPCYC00A	PARKULCYC300	PARPACCST300	PARCTLCYC00A
PACCY120	PARMTRCY120A	PARPMPCYC00A	PARKULCYC200	PARPACCST300	PARCTLCYC00A
PACCYC02	PARMTRCY120A	PARPMPCYC00A	PARKULCYC200	PARPACCST300	PARCTLCYC00A
PACCY110	PARMTRCY110A	PARPMPCYC00A	PARKULCYC100	PARPACCST100	PARCTLCYC00A
PAC163SVT	MOTOR-012-04E	PARPMP01410A	PARKULJ24000	PARPACCST400	CTRL-3SPD-02

DON'T SEE WHAT YOU ARE LOOKING FOR? MORE PORTACOOOL PARTS AND ACCESSORIES ARE AVAILABLE ONLINE AT WWW.PORTACOOOLPARTS.COM OR THROUGH YOUR LOCAL DISTRIBUTOR OR RETAIL LOCATION

PRODUCTS ARE JUST THE BEGINNING.

At Portacool, LLC, we believe in our products and we want you to as well. That is why we have established the Portacool Protect™ program. Not only do we want to protect you from high temperatures by providing cooling comfort wherever you need it most, we also want to help protect your investment. We stand behind our craftsmanship and we're here to help you. For more than 27 years, Portacool has been a customer-focused company. The Portacool Protect program — which comes standard with your Portacool portable evaporative cooler — represents quality.

FREQUENTLY ASKED QUESTIONS

How do I clean my Portacool evaporative cooler?

Start by draining the evaporative cooler. All Portacool evaporative coolers come with a large 2" drain on the bottom. Locate the drain, unscrew the cap and allow water to drain. Ensure the Kuul evaporative media is completely dry, then remove and wipe down the inside of the evaporative cooler - use a shop vac to remove any remaining water. Replace the evaporative media.

Can the fan and pump operate separately?

Yes, the fan and pump motors are separate systems. You can run one without the other with no damage to the product.

What happens if my evaporative cooler runs out of water?

All Portacool Cyclone evaporative coolers come with an automatic low water shut off. When the evaporative cooler is out of water, a red light will illuminate on the control panel and the pump will shut off.

Will I need a special plug for my Portacool evaporative cooler?

All Portacool Cyclone evaporative coolers require a standard three-prong 115v electrical outlet.

**Find more information about Portacool online at
www.portacool.com or www.portacoolparts.com**

PORTACOOOL®

WHEN COMFORT COUNTS®

**VISIT PORTACOOOL.COM
OR CALL 936-598-5651
FOR MORE INFORMATION**

**PORTACOOOL PARTS AND ACCESSORIES ARE AVAILABLE ONLINE
AT WWW.PORTACOOOLPARTS.COM
OR THROUGH YOUR LOCAL DISTRIBUTOR OR RETAIL LOCATION**

PARMKTLT001

MADE IN
USA 
WITH DOMESTIC AND GLOBAL PARTS