

**Thank you for purchasing a Pet Cot House™ designed by K&H Pet Products®.** When used correctly, your Pet Cot House™ should provide years of enjoyment and comfort for your pet. Your Pet Cot House™ is intended for use indoors and outdoors. It provides your pet privacy and shade and comes with a one year warranty.

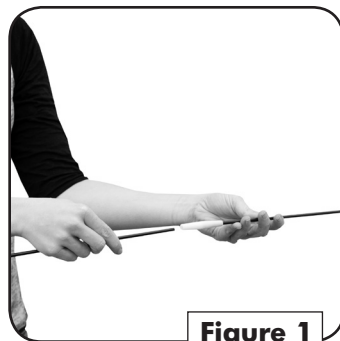
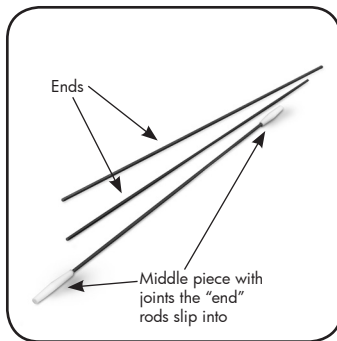
## PET COT FRAME ASSEMBLY

- 1** Unroll the pet cot cover and lay it flat.
- 2** Be sure all 4 frame tubes are threaded through the sleeves sewn along edges of the cover.
- 3** Insert all 4 frame tubes into the nylon corner supports. Once the cot frame is assembled, stand cot upright on its feet.

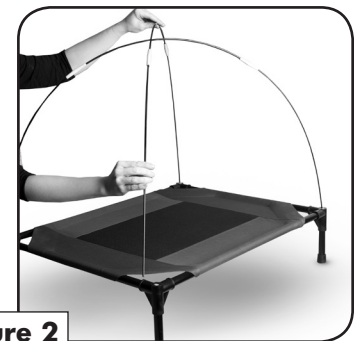
## INSTALLING THE PET COT HOUSE ROOF

**Parts needed to install the Roof** - Your K&H Pet Cot House™ comes with 6 support rods and a roof cover

- 1** Connect three (3) of the rods together (**Figure 1**). Then connect the remaining three (3) rods together.
- 2** Insert the rods diagonally into the corner support holes (**Figure 2**).



**Figure 1**




**Figure 2**


- 3** Spread the roof cover over the top of the support rods with the logos facing the front of the cot (**Figure 3**).  
**Optional:** You can also slide the support rods through the sleeves on the underside of the cover as shown. (**Figure 4**).




**Figure 3**



**Figure 4**



**Figure 5**



- 5** Smooth out and adjust the roof cover for proper fit (**Figure 6**).



**Figure 6**

### Care Instructions:

When your Pet Cot House™ is removed from the packaging it is safe to steam in order to remove unwanted wrinkles. To clean, wipe with a damp cloth.

### K&H Limited One Year Warranty

**Our warranty is as follows:** K&H Pet Products warrants to the original consumer, that this product will be free of defects and workmanship for a period of one year from the date of purchase. The manufacturer's liability hereunder is limited to replacement of the product. This warranty is void if the product has been damaged by accident, unreasonable use, neglect, tampering, or other causes not arising from defects in material and workmanship.

**To exercise your warranty:** If, during the warranty period, your product malfunctions, return it to the place of purchase with your **original purchase receipt**. If this cannot be done, return the product, postage prepaid, to K&H Pet Products, with a **dated proof of purchase or original date receipt**. A return authorization number can be obtained by calling (719) 591-6950 and must accompany all returns to manufacturer. Please include a note explaining the problem when returning the product.