

Let us help!

For questions or additional tips:

+1 (800) 732-2677

petsafe.com

1-Year Warranty

©2019 Radio Systems Corporation

Models: 62431, 62432, 62454, 62455 | JE400-2292

For important safety information, please see the customer care guide.

live *happy* together.

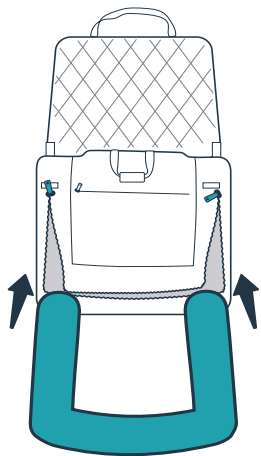


Get started!



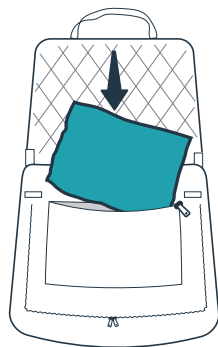
Happy Ride™ CAR DOG BED

1



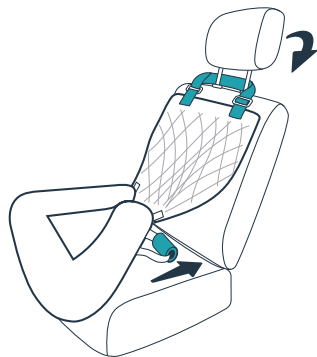
Insert the bolster pillow into the zippered bolster cover.

2



Insert the seat cushion into the zippered seat cushion pocket.

3



Loop the strap over your vehicle's headrest and then reach under the dog bed to push the white seat anchor tube between the seat back and seat bottom. (The large dog bed has two headrest straps and two seat anchor tubes.)

4



Optional: If your vehicle's seat type allows, loop the lower strap under a front corner of the seat and pull it tight. (The large dog bed has two straps.) The seat belt slits let you use the seat belts with the dog bed in place.

The car's about to get a lot cozier.