

Weller®

The Original.



Weller®

Weller®



YOUR CHOICE & YOUR TOOL

www.weller-tools.com



The right iron
for my application.



The right technology
for my application.



augmented
reality



Download



Get it on
Google play



Available on the
App Store



Weller^{AR}

Discover the Weller WE 1010
in a new dimension



Soldering

Professional

16 - 193



Filtration

Filtration

194 - 234



Dispensing

Professional

235 - 240



Precision Tools Erem®

Side cutters and tip cutters, pliers, tweezers, special Erem tools, toolkits



241 - 310

Soldering



| | | | |
|--|-----------|-----------------------------------|------------|
| Soldering Stations | 28 | Soldering tips and nozzles | 126 |
| WX Line | 28 | Soldering tips | 131 |
| WT Line | 48 | Desoldering Nozzle series | 159 |
| WE Line | 75 | Hot air nozzles | 161 |
| BGA / QFP Repair | 76 | WRK Reflowset | 167 |
| Automation | 82 | Preheating plates | 170 |
| Soldering iron and Safety rests | 86 | Soldering baths | 174 |
| WX Line | 90 | Circuit board holder | 177 |
| Soldering Irons | 90 | FlowinSmart | 181 |
| Desoldering Irons | 103 | Hot air heating gun | 184 |
| Hot Air Irons | 105 | Temperature Measuring | 185 |
| WT Line | 106 | Accessories | 187 |
| Soldering Iron | 106 | Accessories Cleaning | 189 |
| Desoldering Iron | 117 | | |
| Hot Air Iron | 120 | | |
| Heating Elements for Solder Robots | 121 | | |
| Inert Gas Soldering Iron | 122 | | |
| Gas Soldering Iron | 123 | | |

Filtration



| | | | |
|---------------------------------|------------|------------------------|------------|
| Volume fume extraction | 198 | Accessories | 227 |
| Exhaust hood | 213 | Spare Filters | 228 |
| Easy-Click 60 Extraction Arms | 215 | Spare Filters | 231 |
| Accessories for extraction arms | 219 | Compact filters MG 140 | 234 |
| Accessories Volume Extraction | 220 | | |
| Tip extraction | 223 | | |

Dispensing



| | |
|------------------------|------------|
| Dispensing | 235 |
| Vacuum Pick-up | 237 |
| Syringe Adapter | 238 |
| Needles | 239 |

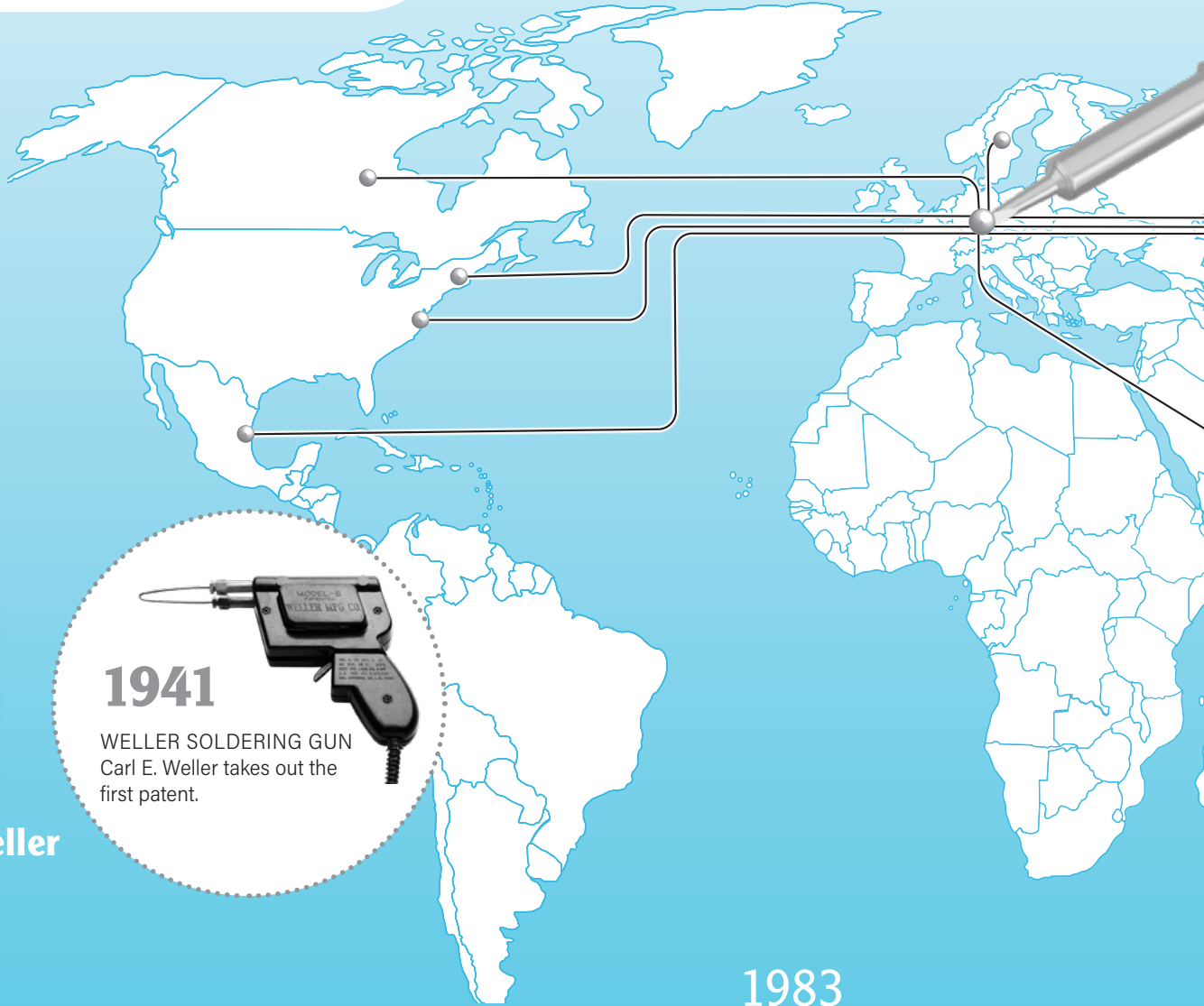
Precision Tools Erem®



| | | | |
|--------------------------------------|------------|---------------------------------|------------|
| Side cutters and tip cutters | 244 | Tweezers | 286 |
| Series 600 Micro | 250 | Precision tweezers | 288 |
| Series 2400 MagicSense | 252 | SMD tweezers | 296 |
| Series 500 Medium | 255 | Locking gripping tweezers | 298 |
| Series 800 Maxi | 260 | Wafer tweezers | 299 |
| Tungsten-carbide cutters | 262 | Cutting tweezers | 300 |
| Special applications | 265 | Stripping tweezers | 301 |
| Pneumatic side cutter and tip cutter | 267 | Extraction tweezers | 302 |
| Distance cutter | 269 | Special tools | 303 |
| Pliers | 272 | IC and SMD tools | 304 |
| Series 500 Medium | 274 | High precision stripping pliers | 307 |
| Series 2400 MagicSense | 277 | Kits | 309 |
| Stripping pliers | 279 | | |
| Forming pliers | 281 | | |

Weller®

LEADING IN TECHNOLOGY




1941



Carl E. Weller
Founder

1941

WELLER SOLDERING GUN
Carl E. Weller takes out the first patent.



1945

Weller manufacturing begins in Easton, PA, USA

1959

Weller manufacturing and R&D facility opens in Besigheim, Germany

1976

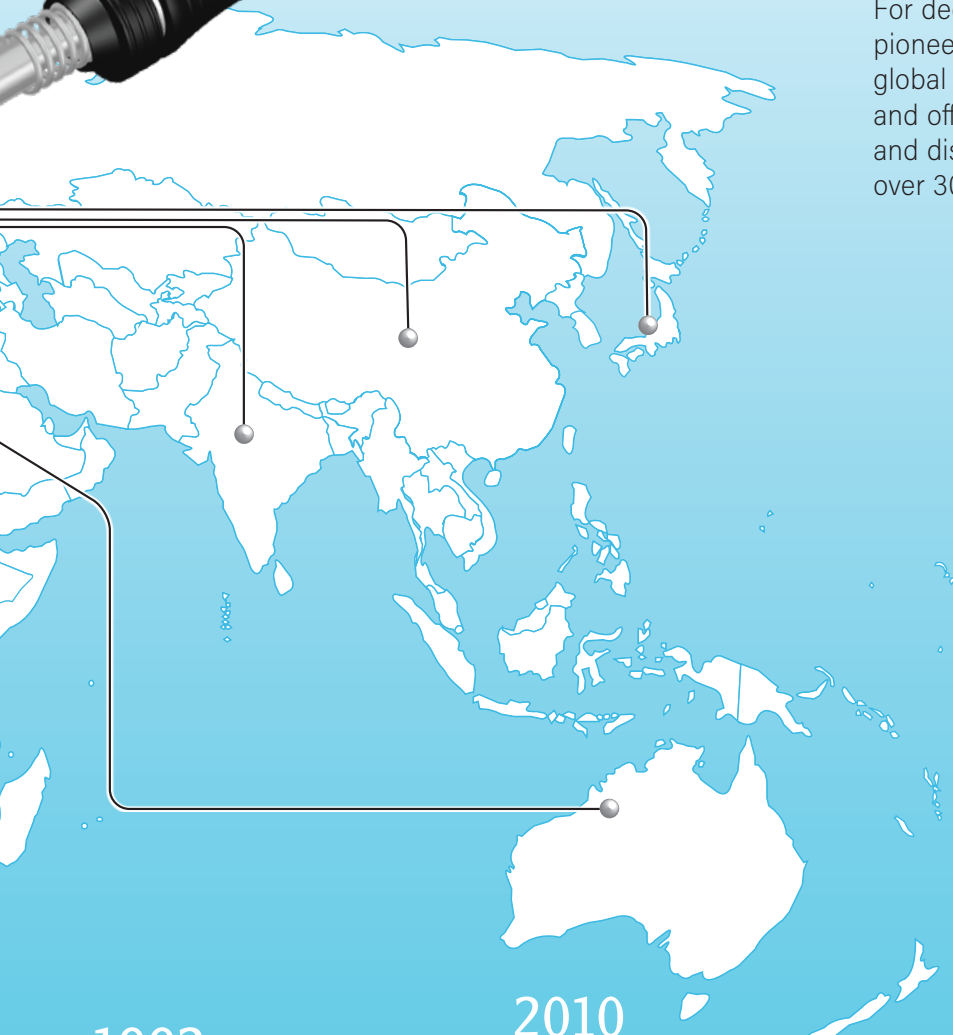



The patented Magnastat-controlled soldering pencils and soldering stations are the core business.

1983



Weller Tools is responding to the signs of the times and presenting the new temperature-controlled soldering station with digital display for highly sensitive components.



A name known round the world!

For decades, the Weller name has stood for pioneering soldering solutions. Weller is the global leader in manual soldering technology and offers a complete, user-oriented customer and distribution service, with their own sites in over 30 countries.

1992

Introduction fume extraction systems Zero-Smog®

1993

Erem


Swiss company Erem acquired. ISO certification 9001:2008.

2010



Weller Tools GmbH operates as part of the Apex Tool Group, whose headquarters is in Sparks, Maryland, USA. The Apex Tool Group is one of the world's largest manufacturers of industrial hand and power tools, drill chucks, chains and electrical soldering products, with an annual turnover of more than \$1.6 billion.

2018 INNOVATIONS



By answering our users' demand for faster, flexible and more functional products, Weller continues to be the market leader in developing innovative, economical soldering solutions.

The recent launches of Weller Performance and Technology product lines are proof of our drive to please our high-tech customers, raising the bar of quality and performance ever higher.



PROFESSIONAL

Your workbench deserves the best soldering technology

Professionalism makes no compromises: Soldering technology that is packed with precision, innovation and quality. For a decisive advantage when it comes to your productivity.

FILTRATION

Clean work is no coincidence

Volume extraction? Tip extraction? Extraction systems from Weller provide a systematic solution to any application. Nothing left by chance.

EREM

For jobs who need the utmost precision

Erem by Weller high-precision tools play a significant role wherever you need to pay attention to the smallest of details.

XCELITE

Precision tools that set standards

High-quality precision screwdrivers. Wrenches and pliers. Interchangeable knife sets, special tools and kits: Xcelite by Weller has everything that every servicing team requires.


CONSUMER

Professional tools for hobbyists

When you are pursuing a hobby, you are reluctant to make compromises. With the comprehensive range of products, Weller is offering genuine Weller quality - at a genuinely fair price.

Discover the world of Weller

EVERYTHING FROM A SINGLE SOURCE FROM THE SPECIALISTS FOR YOUR WORKBENCH



Weller®

CONNECTING INTO THE FUTURE.



Connecting hearts - Medical

The greatest demands in precision and reliability are placed on tools and equipment in the medical sector. Weller provides innovative solutions guarantying the quality of the connections inside these devices.



Connecting high standards - Military


The Military Standards have various demands on products for guarantying reliability and compatibility. Even in non-governmental organizations, technical aid organizations and the industry these standards are used and in addition included in ANSI as well as ISO standards. Weller offers specific MS product lines.



With the #1 soldering solutions in the world.

Connecting space - Science development

Scientists and engineers like to be one step ahead and develop tomorrow's technology today. Weller's reliable technology is used to make these dreams come true. These solder joints form the technical basis for further developments, nothing stands in the way of future research success.




Connecting continents - Aeronautics

Traceable Process Control - Simple with Weller. For companies and manufacturing sectors, such as the aerospace industry, the accompanying documentation of the manufacturing process is an important point. Weller offers a traceability system to document the quality of solder joints.



Connecting technologies - EMS

It is important for Electronic Manufacturing Services to guarantee a consistent quality for their customers. With the soldering irons of Weller the necessary quality can be provided and costs are lowered simultaneously.



Connecting people - Telecommunications

Especially in the telecommunication industry smaller and highly-integrated components have growing demands concerning the soldering equipment. Weller offers solutions for soldering even small SMD components exactly without damaging the circuit board. Even the finest needle tips can be switched completely voltage-free.





PROCESS OPTIMIZATION

The increasing importance of electronics in the most diverse areas of application leads to more complex assemblies, which above all entail increased requirements in connectivity technology.

The process parameters must be optimized for each specific application so that the best result can be achieved. Weller accepts these challenges and offers solutions: New products and progressive developments for a customer-friendly orientation.



PROCESS CONTROL

The combination and control of various parameters during the manufacturing process is a focus of Weller's attention.

In order to guarantee these, all WX stations are traceability-compliant and can be connected to various devices such as extraction systems, pre-heating plates and soldering baths. The entire processing can be followed closely and permanently logged.



Solutions for every Soldering Job

TO OPTIMIZE YOUR MANUFACTURING PROCESS



COST CONTROL

The monitoring of the economic efficiency of the operational process in each cost centers plays an important role in the development of production processes, and even more so in their optimization.

The Weller Benchtop Controllers of the WX series can be coupled with various additional systems. As soon as the actual soldering process is completed and the motion sensor of the soldering iron indicates a rest position, all connected systems go into standby mode. This contributes to a significant extension of the service life of the individual components, directly saving costs and preventing premature wear.



QUALITY ASSURANCE

Certain requirements are set for the definition and maintenance of quality standards. Particular emphasis is placed on exact, repeatable results - without any compromises.

In this way, high-quality and precisely manufactured products can be guaranteed to the highest level, which builds on the customers' trust of the Weller brand.

Weller offers a wide range of options to ensure this in the long term. Whether IPC certified employee training, reproducible automated soldering processes or system-integrated process controls - soldering quality without any compromise is assured.

OWNING THE BENCH

EVERYTHING FROM A SINGLE SOURCE FROM WELLER

FIRST CHOICE FOR CUSTOMERS

Weller continues to transform the results of successful collaboration with our customers and partners in Europe into innovation, expertise and passion for new soldering solutions.

Making the job easier

With Weller WX Line, only a single control unit is still required, which works as a benchtop controller. Traceability keeps your quality at the highest level.

Weller®
Erem™



Like Swiss clockwork

Erem tools feature craftsmanship of the best quality. Produced in Switzerland, Erem tools are the result of more than 50 years of consistent product development and expertise.

Potential equalization

The soldering stations from Weller all have a unique option for potential equalization.



Weller®

Soldering

TRENDSETTING SOLDERING SOLUTIONS





Soldering

Professional

16 - 193



| | |
|--|------------|
| Soldering Stations | 28 |
| WX Line | 28 |
| WT Line | 48 |
| WE Line | 75 |
| BGA / QFP Repair | 76 |
| Automation | 82 |
| Soldering iron and Safety rests | 86 |
| WX Line | 90 |
| Soldering Irons | 90 |
| Desoldering Irons | 103 |
| Hot Air Irons | 105 |
| WT Line | 106 |
| Soldering Iron | 106 |
| Desoldering Iron | 117 |
| Hot Air Iron | 120 |
| Heating Elements for Solder Robots | 121 |
| Inert Gas Soldering Iron | 122 |
| Gas Soldering Iron | 123 |
| Soldering tips and nozzles | 126 |
| Soldering tips | 131 |
| Desoldering Nozzle series | 159 |
| Hot air nozzles | 161 |
| WRK Reflowset | 167 |
| Preheating plates | 170 |
| Soldering baths | 174 |
| Circuit board holder | 177 |
| FlowinSmart | 181 |
| Hot air heating gun | 184 |
| Temperature Measuring | 185 |
| Accessories | 187 |
| Accessories Cleaning | 189 |

The right tool for my APPLICATION

A little handy chart to help you figure that out. The applications are sorted by extra small to extra large solder pads, and by medium and high energy requirements.

Solder pad size

- XS Very small solder pads 0.2-1.25mm
- S Small solder pads 0.8-1.6mm
- M Medium solder pads, universal soldering, 1.0-3.0mm
- L Larger solder pads, high mass soldering
- XL Very large solder pads, high mass soldering (shielding)

Energy requirement

- ME Medium Energy requirement
- HE High Energy requirement



Recommended for this application



Okay, but not optimal for this application



Not recommended for this application

3 heating technologies from Weller

Distance from sensor to solder point

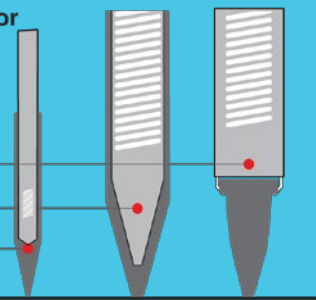
● Sensor position

Silver-Line

Power-Response

Active-Tip

Solder point



Active Tip



Power Response



Silver Line





WXPP/ MS

WXMP/ MS

WXUP/ MS

WMRP/ MS

WXMT/ MS

WMRT/ MS

WXP 90

WTP 90

WXP 65

WP 65

WXP 120

WP 120

WXP 200

WXP 80

WP 80

WSP 80

WSP 150

WP 200

| | Tip family | Size of solder pad | | | | | Energy requirement | |
|----------------|------------|--------------------|----|---|---|---|--------------------|----|
| | | TIP | XS | S | M | L | XL | ME |
| ACTIVE TIP | RTP | 👍 | 👍 | 👍 | 👎 | 👎 | 👍 | 👍 |
| | RTM | 👍 | 👍 | 👍 | 👎 | 👎 | 👍 | 👍 |
| | RTU | 👎 | 👍 | 👍 | 👍 | 👍 | 👍 | 👍 |
| | RTM | 👍 | 👍 | 🟡 | 👎 | 👎 | 👍 | 👍 |
| | RTW | 👍 | 👍 | 👍 | 🟡 | 👎 | 👍 | 👍 |
| | RTW | 👍 | 👍 | 👍 | 🟡 | 👎 | 👍 | 👍 |
| | | | | | | | | |
| POWER RESPONSE | XNT | 👍 | 👍 | 👍 | 🟡 | 👎 | 👍 | 🟡 |
| | XNT | 👍 | 👍 | 👍 | 🟡 | 👎 | 👍 | 🟡 |
| | XNT | 🟡 | 👍 | 👍 | 🟡 | 👎 | 👍 | 👎 |
| | XNT | 🟡 | 👍 | 👍 | 🟡 | 👎 | 👍 | 👎 |
| | XT | 👎 | 👍 | 👍 | 👍 | 🟡 | 👍 | 👍 |
| | XT | 👎 | 👍 | 👍 | 👍 | 🟡 | 👍 | 👍 |
| | XHT | 👎 | 👎 | 👎 | 👍 | 👍 | 👍 | 👍 |
| SILVER LINE | LT | 👍 | 👍 | 👍 | 🟡 | 👎 | 👍 | 🟡 |
| | LT | 👍 | 👍 | 👍 | 🟡 | 👎 | 👍 | 🟡 |
| | LT | 👍 | 👍 | 👍 | 🟡 | 👎 | 👍 | 🟡 |
| | LHT | 👎 | 👎 | 👎 | 👍 | 👍 | 👍 | 🟡 |
| | XHT | 👎 | 👎 | 👎 | 👍 | 👍 | 👍 | 👍 |

TRUSTED technology

WX

State-of-the-art equipment to meet every soldering challenge

WT

High flexibility for versatile applications

WE

Robust unit for custom applications



+ GUARANTEED QUALITY

+ HIGH PRODUCTIVITY

+ MAXIMUM FLEXIBILITY

Weller supports you with:

- › Fast response and processing time
- › Automated tool detection, assignment of control parameters
- › Microprocessor-controlled PID regulation, accuracy and stability (IPC)
- › Extensive range of premium-quality products and accessories

Weller offers customized soldering solutions.




To help you better understand our wide product portfolio, we have segmented our products into 3 categories:

- › The WX Line, featuring our premiere professional soldering equipment
- › The WT Line, setting a new standard for soldering
- › The WE Line - and the always reliable and cost-saving



ESD-safe

Weller devices are ESD-safe and can be used in electrostatic protected areas.

| | WX | WT | WE |
|--|---|--|---|
| |  |  |  |
| Standby Time | ✓ | ✓ | ✓ |
| Auto-Off Time | Motion sensor | Keystroke | |
| Standby Temperature | ✓ | ✓ | |
| Temperature Window | ✓ | ✓ | |
| Preset Temperature | ✓ | ✓ | |
| Temperature °C / °F | ✓ | ✓ | ✓ |
| Lock Function | ✓ | ✓ | ✓ |
| Offset | ✓ | ✓ | ✓ |
| Factory Setting | ✓ | ✓ | ✓ |
| Motion Sensor in Iron | ✓ | WTP90 only | |
| Micro Tool Support | ✓ | WT2M only | |
| High Power Tool Support | ✓ | WT1H & WT2M only | |
| Intelligent Tools | ✓ | | |
| Intelligent Power Management | ✓ | | |
| Firmware Update | ✓ | Weller Service Centers only | |
| USB functionality | ✓ | | |
| Output for Zero Smog / Heating Plate / Robot | ✓ | WHP80 | |
| Fume Extraction Units | Zero Smog 4V, 6V WX Hub | Zero Smog TL WT Hub | Zero Smog EL (not connectable) |
| PC connectivity via RS232 & Software | ✓ | | |
| Performance Mode | ✓ | | |
| Language Setting | ✓ | | |
| LCD Background Brightness | ✓ | ✓ | |
| Number of Connectable Tools | 12 | 15 | 1 |
| Traceability ready | ✓ | | |



WX LINE

STATE-OF-THE-ART EQUIPMENT TO MEET EVERY SOLDERING CHALLENGE



COMPLETE COMPATIBILITY



HIGHEST PERFORMANCE



FIVE PROS - ANY CHALLENGE



Use as benchtop controller

Integrated USB ports provide WX stations with a connection to and control over soldering fume extractors, preheat plates and programmable logic controllers (PLC). The connected tools feed back their parameters and status to the display.



Safe manual soldering

Weller WX stations make the manual soldering process safer, a crucial factor in the automotive, aerospace and medical technology industries. This is guaranteed by temperature and tool locking, and tool-specific temperature settings.



Traceability

All WX stations are traceable and can be integrated into an existing traceability process.



WT LINE

HIGH FLEXIBILITY FOR VERSATILE APPLICATIONS



EASY TO USE



COST-EFFICIENT



FUNCTIONAL



Multi-functional LC display

Unique LC display with a detailed overview of all functions. Adjustable background illumination. Power bar graph allows visual monitoring of the easily-readable output power from the station to the soldering iron tip.



Quick change system

Passive tip system allows quick exchange of heating elements when the iron is hot. Can easily switch out tips. Tip replacement independent of the heating element.



Stackable units

The WT1 / WT1H soldering stations can be stacked on the WTHA 1 hot air station, or on each other, saving space on the workbench.



New menu button

Provides ultimate user friendly access to and navigation in the menu structure.



Backwards compatibility

All soldering irons of the WSD and WD soldering stations can be connected. (except micro soldering irons)



2-in-1 WSR safety rest

The soldering iron holder can be rotated 180°. The user can choose between wet and dry cleaning.

WE

WE LINE

ROBUST UNIT FOR CUSTOM APPLICATIONS




POWERFUL



RELIABLE



COST EFFICIENT




70 W Soldering Iron

More power, more control, toolless tip change solution, less hand fatigue, more precision



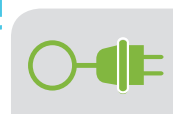
Digitales LCD screen

Easily monitor your preset levels



Menu control buttons

Intuitive navigation, temperature, password protection, standby and auto setback modes



Standby

Equipment protection and efficient energy use



Temperature stability and lock

High quality and repeatable results

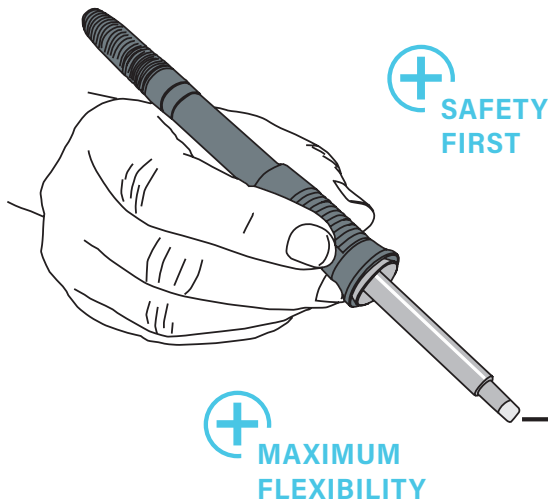


70 W power station

70 W power housed in functional new design Fast heat-up and recovery

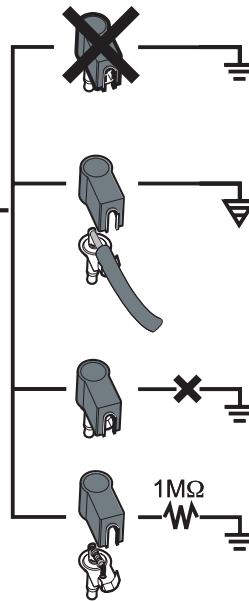
UNIQUE!

FLEXIBLE POTENTIAL EQUALIZATION



All Weller soldering stations are equipped with various options for potential equalization.

A unique potential equalization connection is provided free of charge. The jack sleeve has 4 possible settings



Hard ground

Without plug (original delivery)

Potential equalization


With plug - equalization line on center contact.

Floating

With plug

Soft ground

With plug and resistor soldered in. Grounding according to selected resistor.



NO CALIBRATION NEEDED

Exact temperature settings down to the degree



The parts of the Weller heating element which determine the temperature have the same physical material characteristics and do not change over time or during use.



If higher accuracy than these standards is required, fine adjustment is possible.



Electronic control units do not wear out. Closed-loop temperature regulation & high quality sensor & control technology assure the temperature stability of the soldering tool during its lifetime. Built according to IPC J-STD001 D and DIN EN 61191-1.

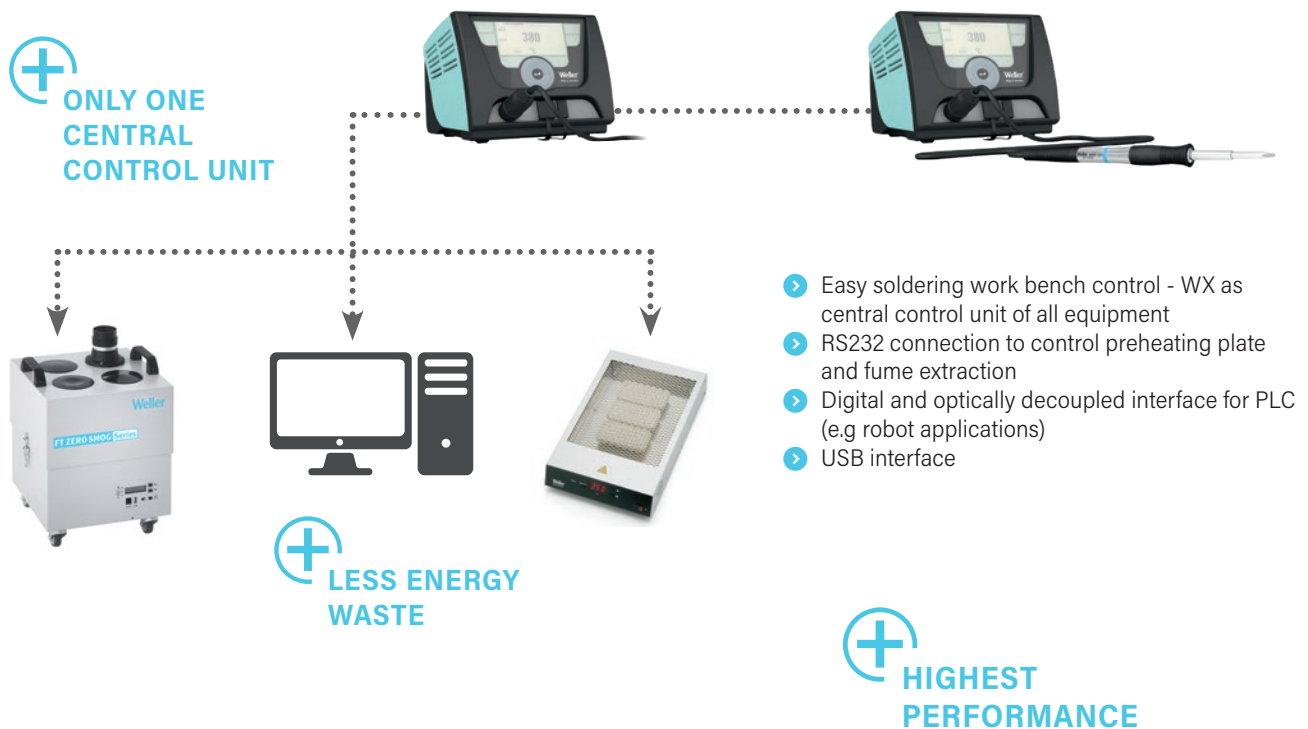


ESD-safe

Weller devices are ESD-safe and can be used in electrostatic protected areas.

BENCHTOP Controller

Integrated USB ports provide WX stations with a connection to and control over soldering fume extractors, pre-heat plates and programmable logic controllers (PLC). The connected tools feed back their parameters and status to the display.



USB port

Firmware updates and registration are quick and easy using USB sticks.



Multifunctional tool detection

All connected tools and accessories are detected automatically by the stations and their name(s) shown.



Robot output

A digital, optically decoupled robot connection comes standard.

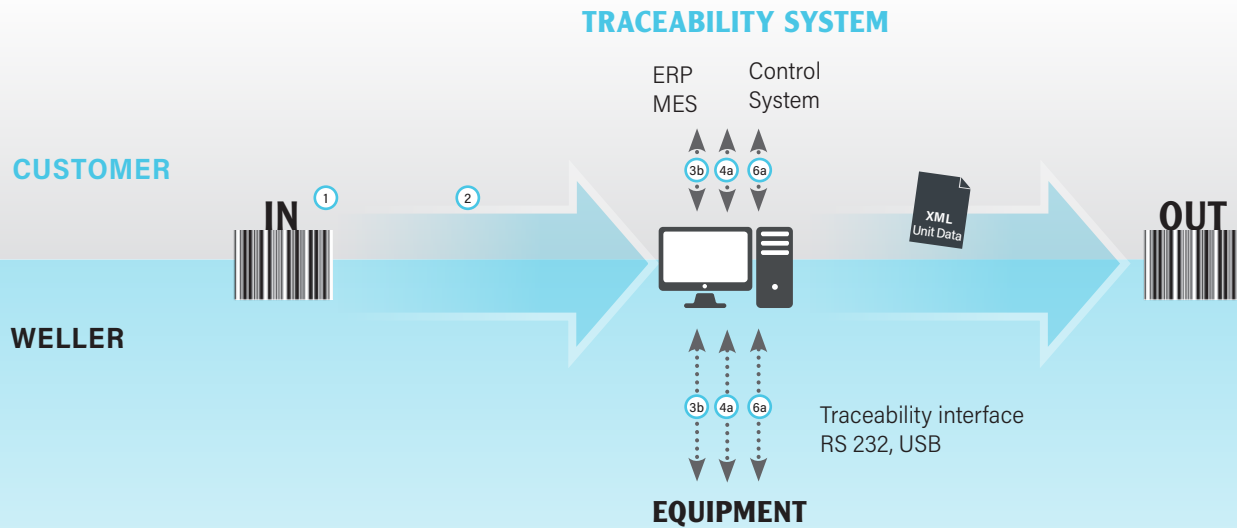
WX HIGH PERFORMANCE
IN

TRACEability Workflow



Traceable Process Control.

The following workflow diagram depicts a serial number with bar code integrated PCB production using the Weller WX station. The workflow includes interaction by the operator and the dialog of the Traceability System with the WX station.



- 1. Begin processing of product: Scan PCB or product to be soldered.
- 2. Transmission of data to the Traceability System.
- 3.a Prepare WX station: The Traceability System delivers process parameter selection data.
- 3.b Parameterization of the WX station
Process parameter lockout:
Auto tool temperature set and lockout.

- 4.a Begin processing of product: Scan PCB or product to be soldered.
- 4.b Transmission of data to the Traceability System.
- 5. Prepare WX station: The Traceability System delivers process parameter selection data.
- 6.a Parameterization of the WX station
Process parameter lockout:
Auto tool temperature set and lockout.



PERFECTION



How does traceability work?

See the video on www.youtube.com/wellersoldering



WX Line

THE BEST FOR EACH APPLICATION



Our WX TEAM

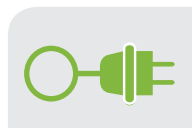
The five specialists from the Weller WX team will solve all your problems related to soldering, desoldering and the use of hot air in your manufacturing process.

The entire WX team offers full WX tool compatibility, tried-and-tested benchtop functions and all essential traceability features.



ESD-safe

All WX devices are ESD-safe and can be used in electrostatic protected areas



Huge energy savings Usage sensor

Thanks to an integrated sensor, WX tools are motion activated. This means that they consume power only when they are actually in use. Connected accessories also go into standby mode.



WXA2



Safe manual soldering

Weller WX stations make the manual soldering process safer, a crucial factor in the automotive, aerospace and medical technology industries. This is guaranteed by temperature and tool locking, and tool-specific temperature settings.



Use as benchtop controller

Integrated USB ports provide WX stations with a connection to and control over soldering fume extractors, pre-heat plates and programmable logic controllers (PLC). The connected tools feed back their parameters and status.



Intelligent tool detection

All connected tools and accessories are detected automatically by the stations and shown on the display.



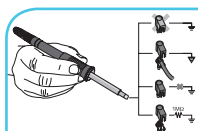
Multifunctional USB port

Firmware updates and registration are quick and easy using USB sticks.



Integrated parameter memory

Parameters such as standby temperatures and automatic switch-off time can easily be stored in the soldering iron. Parameters only need to be stored once; the soldering iron can then use them with any WX station.



Maximum safety, maximum flexibility

A unique potential equalization connection is provided free of charge. The jack sleeve has 4 possible settings: hard ground, potential equalization, floating and soft ground.



Traceability

All WX stations are traceable and can be integrated into an existing traceability process.



Extremely short learning curve

Multi-language menu guide: German, English, French, Italian, Spanish, Portuguese and Mandarin. Other languages can be implemented on request.



Robot output

A digital, optically decoupled robot connection comes as standard.

Soldering Stations

Soldering iron and safety rest

Soldering tips and nozzles

Preheating plates

Soldering baths

Circuit board holder

Solder feeder


Hot air heating gun

Temperature measuring

Accessories




WX tool selection





Active Tip 


Power Response 


Silver Line 


WXP65 | Soldering iron 65 W, 24 V with Power-Response Heating Technology 


WXP80 | Soldering iron 80 W, 24 V with Silver-Line Heating Technology 


WXP90 | Soldering iron 90 W, 24 V with Power Response Heating Technology 


WXP120 | Soldering iron 120 W, 24 V with Power-Response Heating Technology 

WXP200 | Soldering iron 200 W, 24 V with Power-Response Heating Technology 

WXPP | Pico soldering iron 40 W, 12 V for Active-Tip Heating Technology 

WXMP | Micro soldering iron WXMP 40 W, 12 V (hand piece without tips) 

WXUP | Ultra soldering iron 150 W, 24 V for Active-Tip Heating Technology 

WXMT | Micro desoldering hand piece, 2 x 40 W Micro desoldering tweezers 

WXDP120 | Desoldering iron 120 W, 24 V

WXDV120 | Desoldering iron 120 W, 24 V

WXHAP200 | Hot air iron 200 W, 24 V with hot air nozzle R 06 round Ø 3,0 mm

WRK | Reflowset

WVP | Vacuum pick-Up

WHP1000 | Preheating plate 1000 W

WHP3000 | Infrared preheating plate 600 W with Easy Fix board holder

WXHP120 | Preheating plate 120 W

WXS200 | Soldering bath 200 W, 24 V

Zero Smog 4V
Fume extraction unit Zero Smog 4V

Zero Smog 6V
Fume extraction unit Zero Smog 6V



WXR 3 Rework station

EVERYTHING - AND MORE.

The WXR3 Rework station is the perfect solution for all soldering, desoldering and hot-air jobs. The WXR3 can handle the most demanding tasks but is also ideal for standard jobs. All units can cope with major manufacturing tasks quickly and surely thanks to their straight-forward settings. The station can also be integrated into a traceability process.



TECHNICAL DATA

| | |
|--|---------------------------------------|
| Channels | 3 |
| Dimensions L x W x H (Inches) | 10,75 x 9,25 x 4,02 |
| Dimensions L x W x H (mm) | 273 x 235 x 102 |
| Weight (approx.) in kg | 6.7 |
| Voltage | 120 V |
| Power | 420 W (600 W) |
| Protection class | I |
| Fuse | 4.0A (120 V) |
| Temperature range (depends on tool) °C | 100 - 450 (550) |
| Temperature range (depends on tool) °F | 200 - 850 (999) |
| Temperature accuracy °C | ±9 |
| Temperature accuracy °F | ±17 |
| Temperature stability °C | ±2 |
| Temperature stability °F | ±4 |
| Equipotential bonding | ✓ |
| Max. vacuum | 0,7 bar |
| Interface | 1x USB, 2x RS232, 2x Switching output |
| ESD-safe | ✓ |
| Automatic tool identification | ✓ |
| Traceability (unit data) | ✓ |
| Temperature accuracy for hot air °C | ±30 |
| Temperature accuracy for hot air °F | ±54 |
| Capacity l/min | 18, max. |
| Max. hot air flow rate l/min (depends on tool) | 15 |
| Built-in pump | Periodic duty 30/30 s |
| IPC-compliant | yes |
| Display | 255 x 128 dots / Backlighting |
| Benchtop controller | ✓ |



600 Watts – unique

The WXR 3 is a 3-channel station with a total output of 600 W. The multifunctional WXR 3 is suitable for all applications, and can work with all WX tools.



Two integrated pumps (self-contained)

A pair of integrated pumps make the system independent of a separate compressed air supply. A high-performance pump for vacuum and hot air, and a separate vacuum pump for pick-up tools.



Automatic / intelligent power management

The rework station provides 600 watts of power. Its intelligent power management function allows the available power to be distributed to the connected tools as required – a total of 600 watts. High-performance tools can be operated at the same time. 3 channels, 200 watts each.



User-friendly and easy to navigate

The LCD display shows all connected tools. Special functions can easily be set at the press of a button.



WXR3



3-Channel Power Unit, 420 W (600 W)

420 W (600 W)



Order No. WXR3 N

- All-in-one-Station
- Benchtop controller capability e.g. Zero Smog Systems
- Automatic tool recognition and power management
- Compatible with all WX tools
- Storage medium in hand piece
- Blue LED backlighting
- Multilingual menu navigation



| Scope of supply | Order No. | Model | Description |
|-----------------|-----------|-------|-------------------------------------|
| | WXR3N | WXR3 | 3-Channel Power Unit, 420 W (600 W) |

WXR3001

3-Channel Rework Station, 420 W (600 W)

420 W (600 W)



Order No. WXR3 00 1N

- Power unit WXR 3, 3 channels with WXHAP 200 Hot air iron, WXDP 120 Desoldering iron and WXP 65 Soldering iron



| Scope of supply | Order No. | Model | Description |
|-----------------|-----------------|---------------|--|
| | T005 13 202 99N | WXDP 120 Set | Desoldering iron set for horizontal applications, with safety rest |
| | T005 27 120 99N | WXHAP 200 Set | Hot air soldering iron set with safety rest |
| | T005 29 184 99N | WVP | WVP Vacuum Pick-Up |
| | T005 29 212 99N | WXP 65 Set | Soldering iron 65 W, 24 V with safety rest |
| | T005 87 658 01N | PDN | PDN Pliers for changing nozzles. |
| | WXR3N | WXR3 | 3-Channel Power Unit, 420 W (600 W) |

Soldering Stations

Soldering iron and safety rest

Soldering tips and nozzles

Preheating plates

Soldering baths

Circuit board holder

Solder feeder

Hot air heating gun

Temperature measuring

Accessories



WXR3002

3-Channel Rework Station, 420 W (600 W)



Order No. WXR3 00 2N

- Power unit WXR 3, 3 channels with WXHAP 200 Hot air iron, WXDP 120 Desoldering iron and WXP 120 Soldering iron



| Scope of supply | Order No. | Model | Description |
|-----------------|-----------------|---------------|--|
| | T005 13 202 99N | WXDP 120 Set | Desoldering iron set for horizontal applications, with safety rest |
| | T005 27 120 99N | WXHAP 200 Set | Hot air soldering iron set with safety rest |
| | T005 29 184 99N | WVP | WVP Vacuum Pick-Up |
| | T005 29 202 99N | WXP 120 Set | Soldering iron Set WXP 120 with safety rest |
| | T005 87 658 01N | PDN | PDN Pliers for changing nozzles. |
| | WXR3N | WXR3 | 3-Channel Power Unit, 420 W (600 W) |

WXR3003

3-Channel Rework Station, 420 W (600 W)



Order No. WXR3 00 3N

- Power unit WXR 3, 3 channels with WXHAP 200 Hot air iron, WXDV 120 Desoldering iron and WXP 65 Soldering iron



| Scope of supply | Order No. | Model | Description |
|-----------------|-----------------|---------------|--|
| | T005 13 205 99N | WXDV 120 Set | Desoldering iron set for vertical applications, with safety rest |
| | T005 27 120 99N | WXHAP 200 Set | Hot air soldering iron set with safety rest |
| | T005 29 184 99N | WVP | WVP Vacuum Pick-Up |
| | T005 29 212 99N | WXP 65 Set | Soldering iron 65 W, 24 V with safety rest |
| | T005 87 658 01N | PDN | PDN Pliers for changing nozzles. |
| | WXR3N | WXR3 | 3-Channel Power Unit, 420 W (600 W) |



WXD2 Desoldering station

REMOVE SOLDER WITH THE
FASTEST DESOLDERING
IRONS IN THE WORLD.




TECHNICAL DATA

| | |
|--|---|
| Channels | 2 |
| Dimensions L x W x H (Inches) | 6.69 x 5.94 x 5.12 |
| Dimensions L x W x H (mm) | 174 x 154 x 135 |
| Weight (approx.) in kg | 3.8 |
| Voltage | 120 V |
| Power | 200 W (255 W) |
| Protection class | I |
| Fuse | T2 A |
| Temperature range (depends on tool) °C | 100 - 550 |
| Temperature range (depends on tool) °F | 200 - 999 |
| Temperature accuracy °C | ±9 |
| Temperature accuracy °F | ±17 |
| Temperature stability °C | ±2 |
| Temperature stability °F | ±4 |
| Equipotential bonding | ✓ |
| Interface | 1x USB, 2x RS232, 1x Switching output |
| ESD-safe | ✓ |
| Automatic tool identification | ✓ |
| Traceability (unit data) | ✓ |
| Air consumption l/min | 35 |
| Built-in pump | - |
| Vacuum | max. 55 kPa (8psi) |
| IPC-compliant | yes |
| Compressed air connection | Outer diameter 6 mm (0.24"), oil-free, dry compressed air |
| USB port | ✓ |
| Benchtop controller | ✓ |
| Display | 255 x 128 pixels / Backlighting |



External compressed air supply

The maintenance-free Venturi unit produces a constant vacuum using an external compressed air supply.



Fastest desoldering iron

With its 120 watts and extremely short heating time, the desoldering iron can easily handle jobs that would have been difficult in the past, including desoldering high mass PCBs.



No tedious cleaning

The new, extended nozzle shaft prevents the suction tube from sticking. Since the suction channel has also been replaced, the once tedious and time-consuming task of cleaning the tool is now a thing of the past.



Quick replacement

Thanks to ingenious mountings, the suction nozzle and solder cartridge can be changed quickly and easily – without the risk of burns or tricky replacement work.



Huge cost savings

The relatively low operating temperature (380°C) and automatic standby mode controlled by the use sensor increase the service life of the suction nozzles by a factor of 3.



Vacuum run-on

A vacuum run-on time can be set to prevent the suction pump blocking.



Two models are available.

The WXDP 120 is designed for horizontal operation and the WXDV 120 for vertical operation.



WXD2



2-Channel Power Unit, 200 W (255 W)

200 W (255 W)   

Order No. WXD2 N

- Cost effective because only one station is needed
- Less rework by optimal use of tools and the correct working temperature. Reduction of running costs by longer tip lifetime.
- Desoldering iron with stand-by mode
- Patented, ESD safe glass display. Simple and fast setting of soldering parameter.
- For operation with external compressed air



| Scope of supply | Order No. | Model | Description |
|-----------------|-----------|-------|-------------------------------------|
| | WXD2N | WXD2 | 2-Channel Power Unit, 200 W (255 W) |

WXD2010



2-Channel Solder- and Desoldering Station, 200 W (255 W)

200 W (255 W)   

Order No. WXD2 01 0N

- Desoldering station WXD 2, 2 channels with desoldering iron WXDP 120
- Soldering- and desoldering tools with intelligent WX technology
- Connection to external compressed air supply required
- Energy effective: automatic stand-by mode for tools
- Patented, ESD safe glass display. Simple and fast setting of soldering parameter.



| Scope of supply | Order No. | Model | Description |
|-----------------|-----------------|----------|--|
| | T005 13 201 99N | WXDP 120 | Desoldering iron 120 W, 24 V |
| | T005 13 250 99 | XDS 1 | Desoldering nozzle Inside Ø 1, 4 mm, Outside Ø 2, 5 mm, Nozzle length 10, 5 mm |
| | T005 15 172 99N | WDH 70 | Safety rest with brass cleaning wool WXDP 120 desoldering iron |
| | T005 87 658 01N | PDN | PDN Pliers for changing nozzles. |
| | WXD2N | WXD2 | 2-Channel Power Unit, 200 W (255 W) |



WXD2020



2-Channel Solder- and Desoldering Station, 200 W (255 W)

200 W (255 W)

WX
compatible

TRACEability
qualified



Order No. WXD2 02 0N

- Soldering and desoldering station WXD 2, 2 channels with WXDP 120 and soldering iron WXP 120
- Soldering- and desoldering tools with intelligent WX technology
- Connection to external compressed air supply required
- Energy effective: automatic stand-by mode for tools
- Patented, ESD safe glass display. Simple and fast setting of soldering parameter.
- Standby and auto off modes for energy savings
- Peripheral control of WHP 1000 / WHP 3000 hot plates and Zero Smog 4V and 6V fume extraction units



| Scope of supply | Order No. | Model | Description |
|-----------------|-----------------|----------|--|
| | T005 13 201 99N | WXDP 120 | Desoldering iron 120 W, 24 V |
| | T005 13 250 99 | XDS 1 | Desoldering nozzle Inside Ø 1, 4 mm, Outside Ø 2, 5 mm, Nozzle length 10, 5 mm |
| | T005 15 121 99N | WDH 10 | Safety rest with dry cleaner |
| | T005 15 172 99N | WDH 70 | Safety rest with brass cleaning wool WXDP 120 desoldering iron |
| | T005 29 201 99N | WXP 120 | Soldering iron 120 W, 24 V with Power-Response Heating Technology |
| | T005 44 704 99 | XT B | Soldering tip chisel Ø 2,4 mm |
| | T005 87 658 01N | PDN | PDN Pliers for changing nozzles. |
| | WXD2N | WXD2 | 2-Channel Power Unit, 200 W (255 W) |

Soldering Stations

Soldering iron and safety rest

Soldering tips and nozzles

Preheating plates

Soldering bathes

Circuit board holder

Solder feeder

Hot air heating gun

Temperature measuring

Accessories



WXA2 Hot-Air station

THE PERFECT SOLUTION FOR HOT-AIR AND SOLDERING JOBS.

Clear handling advantages and tangible cost savings in one unit. That's what you get with the WXA2 hot-air station. Ideal for complex hot-air jobs or traditional soldering. The amount of hot air (20 l/min at 6 bar) can be adjusted to any value in range. And of course the entire range of high-performance hot-air and soldering accessories is compatible with this station.



TECHNICAL DATA

| | |
|--|---|
| Channels | 2 |
| Dimensions L x W x H (Inches) | 6,69 x 5,95 x 5,12 |
| Dimensions L x W x H (mm) | 174 x 154 x 135 |
| Weight (approx.) in kg | 4.0 |
| Voltage | 120 V |
| Power | 200 W (255 W) |
| Protection class | I |
| Fuse | T2A |
| Temperature range (depends on tool) °C | 100 - 550 |
| Temperature range (depends on tool) °F | 200 - 999 |
| Temperature accuracy °C | ±9 |
| Temperature accuracy °F | ±17 |
| Equipotential bonding | ✓ |
| Max. vacuum | - |
| Interface | 1x USB, 2x RS232, 1x Switching output |
| ESD-safe | ✓ |
| Automatic tool identification | ✓ |
| Traceability (unit data) | ✓ |
| Temperature accuracy for hot air °C | ±30 |
| Temperature accuracy for hot air °F | ±54 |
| Max. hot air flow rate l/min (depends on tool) | 15 |
| Air consumption l/min | 20 |
| Compressed air connection | Outer diameter 6 mm (0,24"), oil-free, dry compressed air |
| USB port | ✓ |
| Equipotential bonding socket | Via 3, 5 mm pawl socket on back of device. |



Adjustable air amount

The amount of air can be controlled using the rotary knob. An external compressed air supply is needed. The amount of air is displayed in percent.



Adjustable operating mode

The unit has 3 separate operating modes.

Operating mode level 1 – the air flow continues for as long as the button on the hot-air iron or foot switch is pressed.

Operating mode level 2 – if the button is pressed once, the hot-air flow continues for between 0 and 300 seconds, stopping at the end of the set time.

Operating mode level 3 – the WXHAP 200 switches on with one press of the button and off with the second press.



Finger and foot switches

The air flow is controlled using the finger switch in the handle.

It can also be controlled by a foot switch (optional).



Ion trap

All WX devices are ESD-safe and can be used in electrostatically protected areas. The ion trap in the iron ensures that the emerging hot air is free of static electricity.



Inert gas operation

An inert gas (nitrogen) can also be used for challenging soldering jobs to generate the hot air.



WXA2N

2-Channel Power Unit, 200 W (255 W)

200 W (255 W)



Order No. WXA2 N

- Power unit, 2 channels
- For operation with external compressed air
- Simultaneous operation of 2 soldering tools



| Scope of supply | Order No. | Model | Description |
|-----------------|-----------|-------|-------------------------------------|
| | WXA2N | WXA2N | 2-Channel Power Unit, 200 W (255 W) |

WXA2010

2-Channel Hot-Air Station, 200 W (255 W)

200 W (255 W)



Order No. WXA2 01 0N

- Power unit WXA 2, 2 channels with hot air iron WXHAP 200
- Best set for hot air tasks
- Simultaneous operation of 2 soldering tools
- For operation with external compressed air



| Scope of supply | Order No. | Model | Description |
|-----------------|-----------------|-----------|--|
| | T005 15 152 99N | WDH 30 | Safety rest with dry cleaner |
| | T005 27 119 99N | WXHAP 200 | Hot air iron 200 W, 24 V with hot air nozzle R 06 round Ø 3.0 mm |
| | T005 87 278 21 | R04 | R 04 Hot Air Nozzle Round, Ø 1,2 mm, for HAP 1 and HAP 200 |
| | T005 87 278 22 | R06 | R06 Round Nozzle for HAP 1 and HAP 200, Ø 3.0 mm |
| | WXA2N | WXA2N | 2-Channel Power Unit, 200 W (255 W) |



WX2 Soldering Station

A NEW ERA OF SOLDERING.

Cost saving because only one power unit is needed for different applications.
 Use as benchtop controller saves energy.
 Lowering the running costs by enlarged tip lifetimes.
 Reduction of rework due to optimized tool use and correct working temperature.



TECHNICAL DATA

| | |
|--|--|
| Channels | 2 |
| Dimensions L x W x H (Inches) | 6,85 x 6,06 x 5,31 |
| Dimensions L x W x H (mm) | 174 x 154 x 135 |
| Weight (approx.) in kg | 3.45 |
| Voltage | 120 V |
| Power | 200 W (255 W) |
| Protection class | I |
| Fuse | T2A |
| Temperature range (depends on tool) °C | 100 - 550 |
| Temperature range (depends on tool) °F | 210 - 999 |
| Temperature accuracy °C | ±9 |
| Temperature accuracy °F | ±17 |
| Temperature stability °C | ±2 |
| Temperature stability °F | ±4 |
| Equipotential bonding | ✓ |
| Interface | 1x USB, 2x RS232, 1x Switching output |
| ESD-safe | ✓ |
| Automatic tool identification | ✓ |
| Traceability (unit data) | ✓ |
| Display | 255 x 128 dots / Backlighting |
| USB port | ✓ |
| Equipotential bonding socket | Via 3,5 mm pawl socket on back of device |
| Benchtop controller | ✓ |




Visual process control through LED signal function

Blue LED ring light (light is out = Off, light is blinking = standby or heating up, light is on = tip ready for use)



Tailor-made performance

Weller heating technologies deliver precise performance on demand.



Quick heating time

WX soldering irons heat in ultra-quick time and can be used immediately.



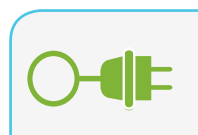
Temperature stability/accuracy

All WX soldering tools have a temperature stability of ± 2° C and a temperature accuracy of ± 9° C, as per IPC standard.



Intuitive operation

The robust touch screen is a capacitive touch panel made of real glass. It is anti-static and temperature-resistant. The turn-and-click wheel with confirm button allows intuitive operation.



Huge energy savings Motion sensor

Thanks to an integrated sensor, WX tools are motion activated. This means that they consume power only when they are actually in use. Connected accessories also go into standby mode.



WX2



2-Channel Power Unit, 200 W (255 W)

200 W (255 W)



Order No. WX2N

- Innovative operation concept
- Robust touch screen with ESD safe glass
- Intuitive use with turn-click-wheel with enter key and finger guide.
- Blue LED backlighting
- Multilingual menu navigation
- High functionality
- No safety rest with Stop & Go function needed thanks to integrated acceleration sensor
- Optimized precision, better stability by sensor in the soldering iron
- Specific parameterization of tool by storage medium in hand piece
- Visual process control via blue LED ring light



| Scope of supply | Order No. | Model | Description |
|-----------------|-----------|-------|-------------------------------------|
| | WX2N | WX2 | 2-Channel Power Unit, 200 W (255 W) |

WX2020



2-Channel Soldering Station, 200 W (255 W)

200 W (255 W)



Order No. WX20 20 N

- Power unit WX 2, with 2 channels, 2 soldering irons WXP 120 and 2 safety rests WDH 10
- Simultaneous operation of 2 soldering tools



| Scope of supply | Order No. | Model | Description |
|-----------------|-----------------|---------|---|
| | T005 15 121 99N | WDH 10 | Safety rest with dry cleaner |
| | T005 29 201 99N | WXP 120 | Soldering iron 120 W, 24 V with Power-Response Heating Technology |
| | T005 44 704 99 | XT B | Soldering tip chisel Ø 2,4 mm |
| | WX2N | WX2 | 2-Channel Power Unit, 200 W (255 W) |



WX2021



2-Channel Soldering Station, 200 W (255 W)

200 W (255 W)

WX compatible

TRACEability qualified



Order No. WX20 21 N

- Power unit WX 2, with 2 channels, soldering irons WXMP and 1 tweezers WXMT
- Simultaneous operation of 2 soldering tools



| Scope of supply | Order No. | Model | Description |
|-----------------|-----------------|--------------|--|
| | T005 13 179 99N | WXMT MS | Micro desoldering tweezers 2 x 40 W, 12 V (hand piece without tips) with Active-Tip Heating Technology |
| | T005 15 169 99N | WDH 60 | Safety rest with dry cleaner for WXMT Micro desoldering tweezers |
| | T005 15 171 99N | WDH 51 | Safety rest with dry cleaner for WXMP Micro soldering iron |
| | T005 29 213 99N | WXMP MS | Micro soldering iron WXMP MS 40 W, 12 V (hand piece without tips) with Active-Tip Heating Technology |
| | T005 44 616 99N | RTM 013 S MS | RT Micro MS soldering tip, chisel Ø 1,3 x 0,4 mm |
| | T005 44 657 99N | RTW 2 MS | MS soldering tip set 0,7 x 0,4 mm, 45° |
| | WX2N | WX2 | 2-Channel Power Unit, 200 W (255 W) |



WX1 Soldering station

A CLASS OF ITS OWN.

The powerful, user-friendly WX1 soldering station has redefined the world of soldering. Maximum process reliability for manual soldering tasks is guaranteed for the automotive, aerospace and medical technology industries. Any soldering process can be programmed easily using these intelligent tools, and a unique level of dependability assured. Whatever technique is used, these devices are intuitive and easy to operate thanks to their touch screens and language options.



TECHNICAL DATA

| | |
|--|--|
| Channels | 1 |
| Dimensions L x W x H (Inches) | 6,85 x 6,06 x 5,31 |
| Dimensions L x W x H (mm) | 174 x 154 x 135 |
| Weight (approx.) in kg | 3,42 |
| Voltage | 120 V |
| Power | 200 W |
| Protection class | I |
| Fuse | T2A |
| Temperature range (depends on tool) °C | 100 - 550 |
| Temperature range (depends on tool) °F | 200 - 999 |
| Temperature accuracy °C | ±9 |
| Temperature accuracy °F | ±17 |
| Temperature stability °C | ±2 |
| Temperature stability °F | ±4 |
| Equipotential bonding | ✓ |
| Interface | 1x USB, 2x RS232, 1x Switching output |
| ESD-safe | ✓ |
| Automatic tool identification | ✓ |
| Traceability (unit data) | ✓ |
| Display | 255 x 128 dots / Backlighting |
| USB port | ✓ |
| Equipotential bonding socket | Via 3,5 mm pawl socket on back of device |
| Benchtop controller | ✓ |




Visual process control through LED signal function

Blue LED ring light (light is out = Off, light is blinking = standby or heating up, light is on = tip ready for use)



Tailor-made performance

Weller heating technologies deliver precise performance on demand.



Quick heating time

WX soldering irons heat in ultra-quick time and can be used immediately.



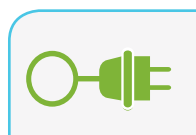
Temperature stability/accuracy

All WX soldering tools have a temperature stability of ± 2° C and a temperature accuracy of ± 9° C, as per IPC standard.



Intuitive operation

The robust touch screen is a capacitive touch panel made of real glass. It is anti-static and temperature-resistant. The turn-and-click wheel with confirm button allows intuitive operation.



Huge energy savings Motion sensor

Thanks to an integrated sensor, WX tools are motion activated. This means that they consume power only when they are actually in use. Connected accessories also go into standby mode.



WX1



1-Channel Power Unit, 200 W



Order No. WX1N

- Innovative operation concept
- Robust touch screen with ESD safe glass
- Intuitive use with turn-click-wheel with enter key and finger guide
- Blue LED backlighting
- Multilingual menu navigation
- High functionality
- No safety rest with Stop & Go function needed thanks to integrated acceleration sensor
- Optimized precision, better stability by sensor in the soldering iron
- Specific parameterization of tool by storage medium in hand piece
- Visual process control via blue LED ring light



| Scope of supply | Order No. | Model | Description |
|-----------------|-----------|-------|-----------------------------|
| | WX1N | WX1 | 1-Channel Power Unit, 200 W |

WX1010



1-Channel Soldering Station, 200 W



Order No. WX10 10 N

- High Powered Digital Soldering Stations WX 1
- Capacitive glass touch screen is chemical and temperature resistant
- Turn and click wheel with enter key and finger guide is intuitive to use
- Multi-language menu , ready for automation using RS232 Serial I/O commands
- Large graphic LCD display can be viewed from all angles
- Acts as a benchtop controller for the WHP 1000 / WHP 3000 hot plates
- Acts as a benchtop controller for the Zero Smog 4V / 6V Filtration units
- Multi-purpose USB port for parameter configuration and DATA LOGGING
- Compatible with all WX series soldering pencils
- Compatible with WXMT-MS desoldering tweezers





| Scope of supply | Order No. | Model | Description |
|-----------------|-----------------|---------|---|
| | T005 15 121 99N | WDH 10 | Safety rest with dry cleaner |
| | T005 29 201 99N | WXP 120 | Soldering iron 120 W, 24 V with Power-Response Heating Technology |
| | T005 44 704 99 | XT B | Soldering tip chisel Ø 2,4 mm |
| | WX1N | WX1 | 1-Channel Power Unit, 200 W |

WX1010



1-Channel Soldering Station, 200 W



Order No. WX10 11 N

- High Powered Digital Soldering Stations WX 1
- Capacitive glass touch screen is chemical and temperature resistant
- Turn and click wheel with enter key and finger guide is intuitive to use
- Multi-language menu , ready for automation using RS232 Serial I/O commands
- Large graphic LCD display can be viewed from all angles
- Acts as a benchtop controller for the WHP 1000 / WHP 3000 hot plates
- Acts as a benchtop controller for the Zero Smog 4V / 6V Filtration units
- Multi-purpose USB port for parameter configuration and DATA LOGGING
- Compatible with all WX series soldering pencils
- Compatible with WXMT-MS desoldering tweezers



| Scope of supply | Order No. | Model | Description |
|-----------------|-----------------|--------------|--|
| | T005 15 171 99N | WDH 51 | Safety rest with dry cleaner for WXMP Micro soldering iron |
| | T005 29 213 99N | WXMP MS | Micro soldering iron WXMP MS 40 W, 12 V (hand piece without tips) with Active-Tip Heating Technology |
| | T005 44 616 99N | RTM 013 S MS | RT Micro SM soldering tip, chisel Ø 1,3 x 0,4 mm |
| | WX1N | WX1 | 1-Channel Power Unit, 200 W |



WX1012



1-Channel Soldering Station, 200 W



Order No. WX10 12 N

- High Powered Digital Soldering Stations WX 1
- Capacitive glass touch screen is chemical and temperature resistant
- Turn and click wheel with enter key and finger guide is intuitive to use
- Multi-language menu , ready for automation using RS232 Serial I/O commands
- Large graphic LCD display can be viewed from all angles
- Acts as a benchtop controller for the WHP1000 / WHP3000 hot plates
- Acts as a benchtop controller for the Zero Smog 4V / 6V Filtration units
- Multi-purpose USB port for parameter configuration and DATA LOGGING
- Compatible with all WX series soldering pencils
- Compatible with WXMT-MS desoldering tweezers



| Scope of supply | Order No. | Model | Description |
|-----------------|-----------------|--------|--|
| | T005 15 121 99N | WDH 10 | Safety rest with dry cleaner |
| | T005 29 211 99N | WXP 65 | Soldering iron 65 W, 24 V with Power-Response Heating Technology |
| | T005 44 851 99 | XNT A | Soldering tip chisel 1,6 x 0,4 mm |
| | WX1N | WX1 | 1-Channel Power Unit, 200 W |



| | | | | | | | | | |
|-------------|-----------------------|---------------------|---------------|----------------------|------------------|-------------------|----------------------------|--------------------------------|--------------------|
| Accessories | Temperature measuring | Hot air heating gun | Solder feeder | Circuit board holder | Soldering bathes | Preheating plates | Soldering tips and nozzles | Soldering iron and safety rest | Soldering Stations |
|-------------|-----------------------|---------------------|---------------|----------------------|------------------|-------------------|----------------------------|--------------------------------|--------------------|



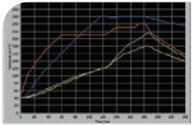
WT and WR series our Technology Line

THE CAN-DO SOLDERING STATIONS

Whenever it takes user-friendliness and ease of use, the soldering products of the Weller Technology line set new standards. Due to their great price/performance ratio, they are perfect tools for cost-efficient soldering applications.



 COMPLETE COMPATIBILITY



Cost-efficient

The short warm-up time for the soldering tools and a faster and simpler method for changing tools also enable lightning-fast work and ensure high time savings as a result.



Easy-to-use

The user-friendly and easy handling allows a quick, uncomplicated handling of the equipment.



Backwards Compatibility

All soldering irons of the WSD and WD soldering stations can be connected. (except micro soldering irons)

+ EASY TO USE

+ COST EFFICIENT

+ 1000S OF IRON AND TIP COMBINATIONS



Soldering Stations

Soldering iron
Safety rest

Soldering Tips
Nozzles

Preheating plate

Soldering bath

PCB board holder

Solder Feeder

Heat gun


Temperature Measuring


Accessorie





WT tool selection


Active Tip 


Power Response 


Silver Line 


WTP90 | 90 W SOLDERING IRON
The high-tech iron for universal use with power response tips. 


WP65 | 65 W SOLDERING IRON
For delicate and small applications. 


WP80 | 80 W SOLDERING IRON
Short tip-to-grip distance for all standard soldering applications. 


WSP80 | 80 W SOLDERING IRON
For all standard soldering applications. 


WP120 | 120 W SOLDERING IRON
For bigger solder joints. 

WSP150 | 150 W SOLDERING IRON
For soldering applications with high heat demand 

WMRP | 40 W MICRO-SOLDERING IRON
For very small components with high energy demand 

WMRT | 2x40 W MICRO-DESOLDERING TWEEZERS
Slim tweezers for excellent De-/soldering 

WTA50 | 2 x 25 W DESOLDERING TWEEZERS
For safe desoldering jobs. 

HAP1 | 100 W
SOLDERING & DESOLDERING IRON 

DSX80 | 80 W DESOLDERING IRON
For horizontal application.

DXV80 | 80 W INLINE DESOLDERING IRON
For vertical application.

WHP80 | 80 W HEATING PLATE
Preheating plate.

WSB80 | 80 W SOLDER BATH
Connectable to all Weller 80 W digital station.

WSB150 | 150 W SOLDER BATH
Connectable to all Weller 150 W stations.

Zero Smog TL
Fume extraction unit Zero Smog TL

* Device connectable to the soldering stations via WT Hub



WTHA1
900 W | 1 channel.
Hot air iron integrated



WT1
90 W
1 channel
soldering station



WT1H
150 W
1 channel
soldering station



WT2M
150 W
2 channel
soldering station



WR3M
360 W
3 channel
soldering station

| | WT1 | WT1H | WT2M | WR3M |
|---|-----|------|------|------|
| ✓ | ✓ | ✓ | ✓ | ✓ |
| ✓ | ✓ | ✓ | ✓ | ✓ |
| ✓ | ✓ | ✓ | ✓ | ✓ |
| ✓ | ✓ | ✓ | ✓ | ✓ |
| | | ✓ | ✓ | ✓ |
| | | ✓ | ✓ | ✓ |
| | | | ✓ | ✓ |
| | | | ✓ | ✓ |
| | ✓ | ✓ | ✓ | ✓ |
| | | | | ✓ |
| | | | | ✓ |
| | ✓ | ✓ | ✓ | ✓ |
| | ✓ | ✓ | ✓ | ✓ |
| | | ✓ | ✓ | ✓ |
| | ✓ | ✓ | ✓ | ✓ |

Soldering Stations

Soldering iron and safety rest

Soldering tips and nozzles

Preheating plates

Soldering bathes

Circuit board holder

Solder feeder

Hot air heating gun

Temperature measuring

Accessories



WR3M Rework station

REWORK STATION WITH 3 CHANNELS

The versatile repair station is specifically tailored to the needs and requirements of professional repairs to latest-technology electronic sub-assemblies in industrial production engineering and in the repair and laboratory fields.



TECHNICAL DATA

| | |
|--|---|
| Channels | 3 |
| Dimensions L x W x H (Inches) | 11,02 x 9,45 x 4,06 |
| Dimensions L x W x H (mm) | 280 x 240 x 103 |
| Weight (approx.) in kg | 7.3 |
| Voltage | 120 V |
| Power | 360 W (400 W) |
| Protection class | I |
| Overcurrent release | 2 A |
| Temperature range (depends on tool) °C | 93 - 454 |
| Temperature range (depends on tool) °F | 200 - 850 |
| Temperature accuracy °C | ±9°C |
| Temperature accuracy °F | ±17°F |
| Temperature stability °C | ±2°C |
| Temperature stability °F | ±4°F |
| Equipotential bonding | ✓ |
| Max. vacuum | .7 bar;20.7 inHg |
| Interface | USB |
| ESD-safe | ✓ |
| Automatic tool identification | ✓ |
| Temperature accuracy for hot air °C | 50 - 550 |
| Temperature accuracy for hot air °F | 150 - 999 |
| Capacity l/min | 18 |
| Max. hot air flow rate l/min (depends on tool) | 15 l/min |
| Built-in pump | Periodic duty 30/30 s |
| Vacuum | 0,7 bar, max |
| IPC-compliant | (Tip to ground) Corresponds to IPC-J-001 |
| Display | LCD |

WR3M



3-Channel Power Unit, 360 W (400 W)

360 W (400 W)**WT**

compatible



Order No. WR3M N

- Digital Self-Contained Multi-Channel Rework Station - 120 V / 400 W
- 3 Independent tool channels with automatic tool recognition
- Simultaneous use of multiple tools (3) - 21 tool options possible
- Self contained vacuum and air
- PC connectivity and data logging software included
- ESD safe





WR3000M



3-Channel Power Unit, 360 W (400 W)

400 W **WT** compatible

Order No. WR30 00 MN

- WR3M multi-channel, hot air, desoldering, soldering rework system
- 400 watts of power over 3 independently-controlled channels
- Application flexibility with up to 21 tool options
- PC Connectivity and data logging software included



| Scope of supply | Order No. | Model | Description |
|-----------------|-----------------|---------|--|
| | T005 13 142 99 | DX 112 | DX 112 Desoldering Nozzle with Threadless Fixture System for DSX 80 and DXV 80 |
| | T005 13 143 99 | DX 113 | DX 113 Desoldering Nozzle with Threadless Fixture System for DSX 80 |
| | T005 13 180 99N | DXV 80 | Inline desoldering iron 80 W, 24 V |
| | T005 15 152 99N | WDH 30 | Safety rest with dry cleaner |
| | T005 15 153 99N | WDH 40 | Safety rest with dry cleaner for DXV 80 and WXDV 120 desoldering iron |
| | T005 15 161 99N | WDH 10T | Safety rest with Stop+Go function and dry cleaner for WP 65, WP 80 and WP 120 soldering iron |
| | T005 27 116 99N | HAP 200 | Hot air iron 200 W, 24 V with hot air nozzle R 04 round Ø 1,2 mm |
| | T005 29 180 99N | WP 80 | Soldering iron 80 W, 24 V with Silver-Line Heating Technology |
| | T005 29 184 99N | WVP | WVP Vacuum Pick-Up |
| | T005 87 278 21 | R04 | R 04 Hot Air Nozzle Round, Ø 1,2 mm, for HAP 1 and HAP 200 |
| | T005 87 278 22 | R06 | R06 Round Nozzle for HAP 1 and HAP 200, Ø 3.0 mm |
| | WR3MN | WR3M | 3-Channel Power Unit, 360 W (400 W) |

WR3ME

3-Channel Power Unit, 360 W (400 W)

400 W **WT** compatible

Order No. WR3M EN

- Digital Self-Contained Multi-Channel Rework Station - 120 V / 400 W
- 3 Independent tool channels with automatic tool recognition
- Application flexibility with up to 19 tool options
- Self contained vacuum and air
- PC connectivity and data logging software included
- Note: Not compatible with WRK kit or WVP vacuum pencil



| Scope of supply | Order No. | Model | Description |
|-----------------|-----------|-------|-------------------------------------|
| | WR3MEN | WR3ME | 3-Channel Power Unit, 360 W (400 W) |



WR3000SA

3-Channel Rework station, 360 W (400 W)



Order No. WR30 00 SA

- WR3ME multi-channel, hot air, desoldering, soldering rework system
- 400 watts of power over 3 independently-controlled channels
- Application flexibility with up to 19 tool options
- ECO button for "Sleep Mode"



| Scope of supply | Order No. | Model | Description |
|-----------------|-----------------|---------|--|
| | T005 13 142 99 | DX 112 | DX 112 Desoldering Nozzle with Threadless Fixture System for DSX 80 and DXV 80 |
| | T005 13 143 99 | DX 113 | DX 113 Desoldering Nozzle with Threadless Fixture System for DSX 80 |
| | T005 13 180 99N | DXV 80 | Inline desoldering iron 80 W, 24 V |
| | T005 15 121 99N | WDH 10 | Safety rest with dry cleaner |
| | T005 15 152 99N | WDH 30 | Safety rest with dry cleaner |
| | T005 15 153 99N | WDH 40 | Safety rest with dry cleaner for DXV 80 and WXDV 120 desoldering iron |
| | T005 27 116 99N | HAP 200 | Hot air iron 200 W, 24 V with hot air nozzle R 04 round Ø 1,2 mm |
| | T005 29 180 99N | WP 80 | Soldering iron 80 W, 24 V with Silver-Line Heating Technology |
| | T005 44 405 99 | LT B | Soldering tip, chisel, Ø 2,4 x 0,8 mm |
| | T005 87 278 21 | R04 | R 04 Hot Air Nozzle Round, Ø 1,2 mm, for HAP 1 and HAP 200 |
| | T005 87 278 22 | R06 | R06 Round Nozzle for HAP 1 and HAP 200, Ø 3.0 mm |
| | WR3MEN | WR3ME | 3-Channel Power Unit, 360 W (400 W) |



WR3000SS

Rework station WR3000SS



Order No. WR30 00 SS

- 400 watts of power over 3 independently-controlled channels
- Application flexibility with up to 19 tool options
- PC Connectivity and data logging software included
- ECO button for "Sleep Mode"
- Note: Not compatible with WRK kit or WVP vacuum pencil.



| Scope of supply | Order No. | Model | Description |
|-----------------|-----------------|--------|--|
| | T005 13 142 99 | DX 112 | DX 112 Desoldering Nozzle with Threadless Fixture System for DSX 80 and DXV 80 |
| | T005 13 143 99 | DX 113 | DX 113 Desoldering Nozzle with Threadless Fixture System for DSX 80 |
| | T005 13 180 99N | DXV 80 | Inline desoldering iron 80 W, 24 V |
| | T005 15 121 99N | WDH 10 | Safety rest with dry cleaner |
| | T005 15 153 99N | WDH 40 | Safety rest with dry cleaner for DXV 80 and WXDV 120 desoldering iron |
| | T005 29 180 99N | WP 80 | Soldering iron 80 W, 24 V with Silver-Line Heating Technology |
| | T005 44 405 99 | LT B | Soldering tip, chisel, Ø 2,4 x 0,8 mm |
| | WR3MEN | WR3ME | 3-Channel Power Unit, 360 W (400 W) |



WR3000TA

Rework station WR3000TA

400 W **WT**
compatible 

Order No. WR30 00 TAN

- 400 watts of power over 3 independently-controlled channels
- Application flexibility with up to 21 tool options
- ECO button for "Sleep Mode"
- Note: Not compatible with WRK kit or WVP vacuum pencil.



| Scope of supply | Order No. | Model | Description |
|-----------------|-----------------|-------------|--|
| | LTB | LTB | Soldering tip, chisel, Ø 2, 4 x 0, 8 mm |
| | T005 13 175 99N | WMRT MS | Micro desoldering tweezers WMRT MS, without safety rest |
| | T005 15 146 99N | WMRTH | Safety Rest with Stop + Go function for WMRT |
| | T005 15 152 99N | WDH 30 | Safety rest with dry cleaner |
| | T005 15 161 99N | WDH 10T | Safety rest with Stop+Go function and dry cleaner for WP 65, WP 80 and WP 120 soldering iron |
| | T005 27 116 99N | HAP 200 | Hot air iron 200 W, 24 V with hot air nozzle R 04 round Ø 1,2 mm |
| | T005 29 180 99N | WP 80 | Soldering iron 80 W, 24 V with Silver-Line Heating Technology |
| | T005 44 657 99N | RTW 2MS 45° | Soldering tip set, chisel, 0,7 x 0,4 mm, 45° |
| | T005 87 278 21 | R04 | R 04 Hot Air Nozzle Round, Ø 1,2 mm, for HAP 1 and HAP 200 |
| | T005 87 278 22 | R06 | R06 Round Nozzle for HAP 1 and HAP 200, Ø 3.0 mm |
| | WR3MEN | WR3ME | 3-Channel Power Unit, 360 W (400 W) |



WR3000TS

Rework station WR3000TS

400 W
WT
compatible


Order No. WR30 00 TSN

- 400 watts of power over 3 independently-controlled channels
- Application flexibility with up to 19 tool options
- PC Connectivity and data logging software included
- ECO button for "Sleep Mode"
- Note: Not compatible with WRK kit or WVP vacuum pencil.



| Scope of supply | Order No. | Model | Description |
|-----------------|-----------------|----------------|--|
| | T005 13 142 99 | DX 112 | DX 112 Desoldering Nozzle with Threadless Fixture System for DSX 80 and DXV 80 |
| | T005 13 143 99 | DX 113 | DX 113 Desoldering Nozzle with Threadless Fixture System for DSX 80 |
| | T005 13 175 99N | WMRT MS | Micro desoldering tweezers WMRT MS, without safety rest |
| | T005 13 180 99N | DXV 80 | Inline desoldering iron 80 W, 24 V |
| | T005 15 146 99N | WMRTH | Safety Rest with Stop + Go function for WMRT |
| | T005 15 153 99N | WDH 40 | Safety rest with dry cleaner for DXV 80 and WXDV 120 desoldering iron |
| | T005 15 156 99N | WDH 50 | WDH 50 Safety Rest with Stop+Go Function for WMRP Micro Soldering Pencil with FE-attachment |
| | T005 29 192 99N | WMRP MS | Micro soldering iron WMRP MS 40 W, 12 V (hand piece without tips) with Active-Tip Heating Technology |
| | T005 44 603 73N | RTM 013 S X MS | RT Micro Soldering tip, chisel, sloped Ø 1,3 x 0,5 mm, MIL-SPEC |
| | T005 44 657 99N | RTW 2MS 45° | Soldering tip set, chisel, 0,7 x 0,4 mm, 45° |
| | WR3MEN | WR3ME | 3-Channel Power Unit, 360 W (400 W) |

Accessories for WR 3000M Sets

| Order No. | Description |
|-----------------|---|
| T005 87 388 50 | Adapter for footswitch for WR 3000M Sets and WR 2 |
| T005 13 120 99N | Foot-Switch 1-Step |
| T005 29 184 99N | WVP Vacuum Pick-Up |
| T005 87 658 01N | PDN Pliers for changing nozzles. |



WR2 Rework station

REWORK ON HIGHEST LEVEL

One station meets the requirements of a rework workplace.
 Unique connecting compatibility of all tools.
 2 independent tool channels with automatic tool recognition
 guarantee the simultaneous operation of 2 soldering tools.
 Tools are permanently ready for use.



TECHNICAL DATA

| | |
|--|--|
| Channels | 2 |
| Dimensions L x W x H (Inches) | 11,02 x 9,45 x 4,06 |
| Dimensions L x W x H (mm) | 280 x 240 x 103 |
| Weight (approx.) in kg | 5.6 |
| Voltage | 120 V |
| Power | 250 W (300 W) |
| Protection class | I |
| Overcurrent release | 1,6 A |
| Temperature range (depends on tool) °C | 50 - 550 |
| Temperature range (depends on tool) °F | 150 - 999 |
| Temperature accuracy °C | ±9 |
| Temperature accuracy °F | ±17 |
| Temperature stability °C | ±2 |
| Temperature stability °F | ±4 |
| Equipotential bonding | ✓ |
| Max. vacuum | 0,7 bar |
| Interface | USB |
| ESD-safe | ✓ |
| Automatic tool identification | ✓ |
| Temperature accuracy for hot air °C | ±30 |
| Temperature accuracy for hot air °F | ±54 |
| Capacity l/min | 18 |
| Max. hot air flow rate l/min (depends on tool) | 10 |
| Built-in pump | Periodic duty 30/30 s |
| Vacuum | 0,7 bar |
| IPC-compliant | Soldering tip (tip to ground) corresponds to IPC-J-001 |
| Display | LCD |

WR2



2-Channel Power Unit, 200 W (300 W)

250 W (300 W)

WT compatible



Order No. WR2N

- Digital Self-Contained Multi-Channel Rework Station - 120 V / 300 W
- 2 Independent tool channels with automatic tool recognition





WR2000VX

2-Channel Soldering Station

300 W
WT
compatible


Order No. WR20 00 VXN

- Digital Self-Contained Multi-Channel Rework Stations WR 2
- Independent tool channels with automatic tool recognition
- Self contained vacuum and air
- Simultaneous use of multiple tools
- Programmable process control through Special Function menus
- Continuous productivity with no end of cycle hot air cool down time
- ECO button for "Sleep Mode"
- Weller Micro-Tools, WMRP & WMRT are not compatible



| Scope of supply | Order No. | Model | Description |
|-----------------|-----------------|--------|--|
| | T005 13 142 99 | DX 112 | DX 112 Desoldering Nozzle with Threadless Fixture System for DSX 80 and DXV 80 |
| | T005 13 180 99N | DXV 80 | Inline desoldering iron 80 W, 24 V |
| | T005 15 121 99N | WDH 10 | Safety rest with dry cleaner |
| | T005 15 153 99N | WDH 40 | Safety rest with dry cleaner for DXV 80 and WXDV 120 desoldering iron |
| | T005 44 405 99 | LT B | Soldering tip, chisel, Ø 2,4 x 0,8 mm |
| | WR2N | WR2 | 2-Channel Power Unit, 200 W (300 W) |
| | WSP80N | WSP80 | Soldering iron 80 W, 24 V with Silver-Line Heating Technology |

Soldering Stations

Soldering iron and safety rest

Soldering tips and nozzles

Preheating plates

Soldering bathes

Circuit board holder

Solder feeder

Hot air heating gun

Temperature measuring

Accessories



WR2000X

300 W

WT compatible



Order No. WR20 00 XN

- Digital Self-Contained Multi-Channel Rework Stations WR 2
- Independent tool channels with automatic tool recognition
- Simultaneous use of multiple tools
- Self contained vacuum and air
- Programmable process control through Special Function menus
- Continuous productivity with no end of cycle hot air cool down time
- Air flow volume of 1 - 15 L / Min
- ECO button for "Sleep Mode"
- Weller Micro-Tools, WMRP & WMRT are not compatible



| Scope of supply | Order No. | Model | Description |
|-----------------|-----------------|--------|--|
| | T005 13 142 99 | DX 112 | DX 112 Desoldering Nozzle with Threadless Fixture System for DSX 80 and DXV 80 |
| | T005 13 180 99N | DXV 80 | Inline desoldering iron 80 W, 24 V |
| | T005 15 153 99N | WDH 40 | Safety rest with dry cleaner for DXV 80 and WXDV 120 desoldering iron |
| | WR2N | WR2 | 2-Channel Power Unit, 200 W (300 W) |



WT 2M Soldering Station

COMPATIBLE WITH MICRO TOOLS, AND MORE!

Packing 150 W of power, the multifunctional 2-channel WT 2M soldering station can operate 2 soldering tools simultaneously. It is backwards compatible with Weller's micro soldering tools, plus many existing passive tip tools providing high performance, easy handling, and long tip life.



TECHNICAL DATA

| | |
|--|--|
| Channels | 2 |
| Dimensions L x W x H (Inches) | 5.87 x 5.43 x 3.98 |
| Dimensions L x W x H (mm) | 149 x 138 x 101 |
| Weight (approx.) in kg | 3.1 |
| Voltage | 120V / 24V |
| Power | 150W |
| Protection class | I |
| Fuse | T 1,6 A |
| Temperature range (depends on tool) °C | 50 - 450 (550) |
| Temperature range (depends on tool) °F | 150 - 850 (950) |
| Temperature accuracy °C | ±9 |
| Temperature accuracy °F | ±17 |
| Temperature stability °C | ±2 |
| Temperature stability °F | ±4 |
| Equipotential bonding | ✓ |
| Interface | RS232 / One switching output |
| ESD-safe | ✓ |
| Automatic tool identification | ✓ |
| Display | Backlit LCD |
| Equipotential bonding socket | Via 3, 5 mm pawl socket on front of device |

WT2M

2-Channel Power Unit, 150 W



Order No. WT2M

- Serving 2 users at once (with intelligent power sharing)
- High performance and functionality - Compatible with Weller's microsoldering cartridge tip tools, plus many existing passive tip tools
- Intuitive use thanks to clear menu structure
- Reduced footprint thanks to stackability
- Automatic standby of tool thanks to integrated acceleration sensor in the tool
- Housing cover useable as storage





WT2010M

2-Channel Soldering Station digital 150 W



Order No. WT20 10 M

- Power unit WT 2M, 2 channel with soldering iron WTP 90 and safety rest WSR 200
- WTP 90: The hybrid soldering iron for universal use with power response tips. Tip family XNT & THM (high mass tips)
- Intuitive use thanks to clear menu structure
- Reduced footprint thanks to stackability
- Automatic standby of tool thanks to integrated acceleration sensor in the tool
- Housing cover useable as storage
- OFF time, Process window, Lock function, Offset



| Scope of supply | Order No. | Model | Description |
|-----------------|-----------------|---------|---|
| | T005 15 174 99N | WSR 200 | 2-in-1 safety rest with metal wool brass and sponge |
| | T005 29 222 99N | WTP 90 | Hybrid soldering iron 90 W, 24 V with Power Response Heating Technology |
| | T005 44 851 99 | XNT A | Soldering tip chisel 1,6 x 0,4 mm |
| | WT2M | WT2M | 2-Channel Power Unit, 150 W |



WT2021MS

2-Channel Soldering Station digital 150 W

150 W **WT** compatible

Order No. WT20 21 MS

- Power unit WT 2M, 2 channel with WMRP MS Micro soldering iron and WMRT MS Micro desoldering tweezers
- WMRP MS: Micro soldering iron 40 W, 12 V for Active-Tip Heating Technology
- WMRT MS: Micro desoldering tweezers 80 W, (2x 40 W), 12 V for Active-Tip Heating Technology
- Intuitive use thanks to clear menu structure
- Reduced footprint thanks to stackability
- Automatic standby of tool thanks to integrated acceleration sensor in the tool
- OFF time, Process window, Lock function, Offset



| Scope of supply | Order No. | Model | Description |
|-----------------|-----------------|--------------|--|
| | T005 13 175 99N | WMRT MS | Micro desoldering tweezers WMRT MS, without safety rest |
| | T005 15 177 99 | WSR 203 | Safety Rest for WMRT Micro desoldering tweezers |
| | T005 15 179 99 | WSR 205 | Safety Rest for WMRP Micro soldering iron |
| | T005 29 192 99N | WMRP MS | Micro soldering iron WMRP MS 40 W, 12 V (hand piece without tips) with Active-Tip Heating Technology |
| | T005 44 616 99N | RTM 013 S MS | RT Micro Soldering tip, chisel Ø 1,3 x 0,4 mm, MIL-SPEC |
| | T005 44 657 99N | RTW 2MS 45° | Soldering tip set, chisel, 0,7 x 0,4 mm, 45° |
| | WT2M | WT2M | 2-Channel Power Unit, 150 W |



WT1H Soldering Station

THIS IS SOLDERING TODAY

If you need even more performance than 90 watts, then the high power version with 150 watts is the right solution.



TECHNICAL DATA

| | |
|--|---|
| Channels | 1 |
| Dimensions L x W x H (Inches) | 5.87 x 5.43 x 3.98 |
| Dimensions L x W x H (mm) | 149 x 138 x 101 |
| Weight (approx.) in kg | 3 |
| Voltage | 120 V |
| Power | 150 W |
| Protection class | I |
| Fuse | T2A |
| Temperature range (depends on tool) °C | 50 - 550 |
| Temperature range (depends on tool) °F | 150 - 999 |
| Temperature accuracy °C | ±9 |
| Temperature accuracy °F | ±17 |
| Temperature stability °C | ±2 |
| Temperature stability °F | ±4 |
| Equipotential bonding | ✓ |
| Interface | One switching output |
| ESD-safe | ✓ |
| Automatic tool identification | ✓ |
| Display | Backlit LCD |
| Equipotential bonding socket | Via 3,5 mm pawl socket on front of device |



Front-mounted main switch

The front-mounted main switch ensures easy access at all times.



Multi-functional LC display

Unique LC display with a detailed overview of all functions. Adjustable background illumination. Power bar graph allows visual monitoring of the easily-readable output power from the station to the soldering iron tip.



New menu button

Provides ultimate user friendly access to and navigation in the menu structure.



Stackable units

The WT1 / WT1H soldering stations can be stacked on the WTHA 1 hot-air station, or on each other, saving space on the workbench.



2-in-1 WSR safety rest

The soldering iron holder can be rotated 180°. The user can choose between wet and dry cleaning.



WT1H

1-Channel Power Unit, 150 W

150 W

WT
compatible

Order No. WT1H N

- High productivity (Power unit with 1 channel, 150W)
- Intuitive use thanks to clear menu structure
- Reduced footprint thanks to stackability
- Grafical backlit LC-Display
- High performance and functionality - many connectable tools
- Automatic standby of tool thanks to integrated acceleration sensor in the tool
- Housing cover useable as storage
- OFF time, Process window, Lock function, Offset



| Scope of supply | Order No. | Model | Description |
|-----------------|-----------|-------|-----------------------------|
| | WT1HN | WT1H | 1-Channel Power Unit, 150 W |

WT1010H

1-Channel Power Unit, 150 W

150 W

WT
compatible

Order No. WT10 10 HN

- Digital Soldering Station WT 1H 120V, 60Hz (150W) with WP120 and WSR201
- WP 120 (120 W): All-rounder with Power-Response soldering tip, XT Tip family and XT soldering handpiece
- OFF time, Process window, Lock function, Offset
- Compatible with a large selection of soldering pencils, pre-heat plates and solder baths
- 2-in-1 WSR Safety Rest, flips between sponge and brass wool
- Stackable Units, saving space on the workbench
- RS232 protocol for Automation and Control



| Scope of supply | Order No. | Model | Description |
|-----------------|-----------------|---------|---|
| | T005 15 175 99N | WSR 201 | 2-in-1 safety rest with metal wool brass and sponge |
| | T005 29 193 99N | WP 120 | Soldering iron 120 W, 24 V with Power-Response Heating Technology |
| | WT1HN | WT1H | 1-Channel Power Unit, 150 W |



WT1011H

1-Channel Power Unit, 150 W



Order No. WT10 11 HN

- Power unit WT 1H, 1 channel with soldering iron WP 200 Robust and safety rest WSR 202
- WP 200 High Power soldering iron (200 W) with power response tips. Ideal for applications with high mass applications. Tip Family XHT
- Intuitive use thanks to clear menu structure
- Reduced footprint thanks to stackability
- Grafical backlit LC-Display
- High performance and functionality - many connectable tools
- Automatic standby of tool thanks to integrated acceleration sensor in the tool
- Housing cover useable as storage
- OFF time, Process window, Lock function, Offset



| Scope of supply | Order No. | Model | Description |
|-----------------|-----------------|---------|---|
| | T005 15 176 99N | WSR 202 | 2-in-1 safety rest with metal wool brass and sponge |
| | T005 29 199 99N | WP 200 | Soldering iron 200 W, 24 V with Power-Response Heating Technology |
| | T005 44 801 99 | XHT D | Soldering tip, chisel, 5,0 x 1,2 mm |
| | WT1HN | WT1H | 1-Channel Power Unit, 150 W |



WT1 Soldering Station

THIS IS SOLDERING TODAY

The detailed LC display enables an unprecedented overview of all functions, quick and easy to reach via the new user-friendly menu button. The lightning quick change process of the heating element during operation allows efficient work with several different tip types in quick succession.



TECHNICAL DATA

| | |
|--|---|
| Channels | 1 |
| Dimensions L x W x H (Inches) | 5,87 x 5,44 x 3,98 |
| Dimensions L x W x H (mm) | 149 x 138 x 101 |
| Weight (approx.) in kg | 1.9 |
| Voltage | 120 V |
| Power | 95 W |
| Protection class | I |
| Fuse | 0,5 A |
| Temperature range (depends on tool) °C | 50 - 450 |
| Temperature range (depends on tool) °F | 150 - 850 |
| Temperature accuracy °C | ±9 |
| Temperature accuracy °F | ±17 |
| Temperature stability °C | ±2 |
| Temperature stability °F | ±4 |
| Equipotential bonding | ✓ |
| Interface | One switching Output |
| ESD-safe | ✓ |
| Automatic tool identification | ✓ |
| Display | Backlit LCD |
| Equipotential bonding socket | Via 3,5 mm pawl socket on front of device |



Front-mounted main switch

The front-mounted main switch ensures easy access at all times.



Multi-functional LC display

Unique LC display with a detailed overview of all functions. Adjustable background illumination. Power bar graph allows visual monitoring of the easily-readable output power from the station to the soldering iron tip.



New menu button

Provides ultimate user friendly access to and navigation in the menu structure.



Stackable units

The WT1 / WT1H soldering stations can be stacked on the WTHA 1 hot air station, or on each other, saving space on the workbench.



2-in-1 WSR safety rest

The soldering iron holder can be rotated 180°. The user can choose between wet and dry cleaning.



WT1

1-Channel Power Unit, 95 W



Order No. WT1N

- High productivity (Power unit with 1 channel, 95W)
- Intuitive use thanks to clear menu structure
- Reduced footprint thanks to stackability
- Grafical backlit LC-Display
- High performance and functionality - many connectable tools
- Automatic standby of tool thanks to integrated acceleration sensor in the tool
- Housing cover useable as storage
- OFF time, Process window, Lock function, Offset



| Scope of supply | Order No. | Model | Description |
|-----------------|-----------|-------|----------------------------|
| | WT1N | WT1 | 1-Channel Power Unit, 95 W |

WT1010

1-Channel Soldering Station 95 W



Order No. WT10 10 N

- Digital Soldering Station WT 1120V, 60Hz (95W) with WTP90 and WSR200
- WTP 90: The soldering iron for universal use with power response tips. Tip family XNT & THM (high mass tips)
- OFF time, Process window, Lock function, Offset
- Compatible with a large selection of soldering pencils, pre-heat plates and solder baths
- 2-in-1 WSR Safety Rest, flips between sponge and brass wool
- Stackable Units, saving space on the workbench
- RS232 protocol for Automation and Control



| Scope of supply | Order No. | Model | Description |
|-----------------|-----------------|---------|---|
| | T005 15 174 99N | WSR 200 | 2-in-1 safety rest with metal wool brass and sponge |
| | T005 29 222 99N | WTP 90 | Hybrid soldering iron 90 W, 24 V with Power Response Heating Technology |
| | T005 44 857 99 | XNT B | Soldering tip chisel, 2,4 x 0,8 mm |
| | WT1N | WT1 | 1-Channel Power Unit, 95 W |



WT1011

1-Channel Power Unit, 95 W



Order No. WT10 11 N

- Digital Soldering Station WT1, 120V, 60Hz (95W) with WP65 and WSR201
- WP65 The soldering iron (65 W) power response tip for delicate and small applications. Tip family XNT
- OFF time, Process window, Lock function, Offset



| Scope of supply | Order No. | Model | Description |
|-----------------|-----------------|---------|--|
| | T005 15 175 99N | WSR 201 | 2-in-1 safety rest with metal wool brass and sponge |
| | T005 29 215 99N | WP 65 | Soldering iron 65 W, 24 V with Power-Response Heating Technology |
| | T005 44 851 99 | XNT A | Soldering tip chisel 1,6 x 0,4 mm |
| | WT1N | WT1 | 1-Channel Power Unit, 95 W |

WT1012

1-Channel Soldering Station digital 95 W



Order No. WT10 12 N

- Digital Soldering Station WT 1, 120V, 60Hz (95W) with WSP80 and WSR201
- WSP 80 soldering iron for all standard soldering applications. Tip family: LT
- Front Panel Power Switch
- OFF time, Process window, Lock function, Offset



| Scope of supply | Order No. | Model | Description |
|-----------------|-----------------|---------|---|
| | T005 15 175 99N | WSR 201 | 2-in-1 safety rest with metal wool brass and sponge |
| | T005 29 161 99N | WSP 80 | Soldering iron 80 W, 24 V with Silver-Line Heating Technology |
| | T005 44 405 99 | LT B | Soldering tip, chisel, Ø 2,4 x 0,8 mm |
| | WSP80N | WSP80 | Soldering iron 80 W, 24 V with Silver-Line Heating Technology |
| | WT1N | WT1 | 1-Channel Power Unit, 95 W |



WT1013

1-Channel Soldering Station 95 W



Order No. WT10 13 N

- Digital Soldering Station WT 1, 120V, 60Hz (95W) with WP 80 and WR S201
- WP 80 soldering iron (80 W) with Silver-Line tips for all standard soldering applications. Tip family: LT
- Setback, lockout, temp. window, F/C switching, standby, auto-off time



| Scope of supply | Order No. | Model | Description |
|-----------------|-----------------|---------|---|
| | T005 15 175 99N | WSR 201 | 2-in-1 safety rest with metal wool brass and sponge |
| | T005 29 180 99N | WP 80 | Soldering iron 80 W, 24 V with Silver-Line Heating Technology |
| | T005 44 405 99 | LT B | Soldering tip, chisel, Ø 2,4 x 0,8 mm |
| | WT1N | WT1 | 1-Channel Power Unit, 95 W |



WTHA1 Hot-Air station

MORE THAN JUST A LOT OF HOT AIR.

One compact, easy-operating station with a smart controller. Temperature-adjustable for diverse rework applications, assuring fast, safe performance.



TECHNICAL DATA

| | |
|--|---|
| Channels | 1 |
| Dimensions L x W x H (Inches) | 8,35 x 6,77 x 4,80 Inch |
| Dimensions L x W x H (mm) | 212 x 172 x 122 mm |
| Weight (approx.) in kg | 1,95 kg |
| Voltage | 120 V |
| Power | 900 W |
| Protection class | I |
| Fuse | T 4A |
| Temperature range (depends on tool) °C | 50 - 600 |
| Temperature range (depends on tool) °F | 100 - 1000 |
| Temperature accuracy °C | ± 30 |
| Temperature accuracy °F | ± 54 |
| Temperature accuracy for hot air °C | ± 30 |
| Temperature accuracy for hot air °F | ± 54 |
| Equipotential bonding | ✓ |
| Interface | - |
| ESD-safe | ✓ |
| Max. hot air flow rate l / min (depends on tool) | 50 |
| Control accuracy | ± 30°C (± 54°F) |
| Capacity l/min | 5 - 60 l / 20°C 5 - 110 l / 300°C |
| Compressed air connection | - |
| Equipotential bonding socket | Via 3,5 mm pawl socket on front of device |
| Display | Graphical backlit LC-Display |




Front-mounted main switch

The front-mounted main switch ensures easy access at all times.



Multi-function LCD screen

Unique LC display with a detailed overview of all functions. Adjustable background illumination. Power bar graph allows visual monitoring of the output power from the station to the hot air pencil.



New menu button

Provides ultimate user friendly access to and navigation in the menu structure.



Stackable units

The WT1 / WT1H soldering stations can be stacked on the WTHA 1 hot air station, or on each other, saving space on the workbench.



5 Pre-sets / temperature profile

Up to 5 pre-sets are available to define volume, temperature and time settings. With the profile mode activated, the pre-sets can be run in a selected sequential order.



WTHA1

Hot Air Station 900 W

900 W
WT compatible
LOW SOUND LEVEL
56 db(A)

Order No. WTHA1N

- 900 W Hot air station for simple repair and heating tasks
- Modern and intuitive operational concept thanks to clear menu structure
- Reduced footprint thanks to stackability
- Electronically controlled temperature
- Accurate adjustment of hot air through brushless turbine
- Up to 5 pre-sets which can be automatically run in a profile
- Housing cover useable as storage
- OFF time, Process window, Lock function, Offset
- Unit includes safety rest and fixed hot air tool



| Scope of supply | Order No. | Model | Description |
|-----------------|-----------------|--------|--|
| | T005 87 687 43N | TNR 40 | TNR 40 hot air round nozzle Ø 4 mm, for WTHA 1 |
| | WTHA1N | WTHA1 | Hot Air Station 900 W |



WE1010 Soldering Station

THE MOST POWERFUL STATION IN ITS CLASS

With the WE Weller introduces a new digital 70 W soldering station especially designed for entry level professional soldering tasks, cable assembly and education. Its high power allows a fast heat-up and short recovery time of the iron, improving process speed, efficiency and precision during the soldering process.



TECHNICAL DATA

| | |
|--|---|
| Channels | 1 |
| Dimensions L x W x H (Inches) | 5.91 x 4.72 x 3.86 |
| Dimensions L x W x H (mm) | 150 x 120 x 98 |
| Weight (approx.) in kg | 1.4 |
| Voltage | 120 V |
| Power | 85 W |
| Protection class | I |
| Temperature range (depends on tool) °C | 100 - 450 |
| Temperature range (depends on tool) °F | 200 - 850 |
| Temperature accuracy °C | Average tip temperature can be „offset“ to +/- 5°C at idle with no load |
| Temperature accuracy °F | Average tip temperature can be „offset“ to +/- 9°F at idle with no load |
| Temperature stability °C | ± 6 |
| Temperature stability °F | ± 10 |
| Equipotential bonding | - |
| Interface | ✓ |
| ESD-safe | ✓ |
| Automatic tool identification | - |
| Display | Digital LC Display |
| Equipotential bonding socket | - |



Powerful, user friendly and cost-efficient

- Powerful with 70 W – gets your soldering job done faster
- Easy to handle high performance iron
- Intuitive navigation
- Low total cost of ownership



Maximum reliability and protection

- Temperature stability and temperature lock protects tips and components, affording a consistently high quality process with repeatable soldering results
- Flexible, heat resistant silicon cable
- Reinforced safety rest for secure iron storage



Power switch on the front

Convenient on/off control



Menu control buttons

Intuitive navigation of temperature, password protection, standby and auto setback modes



ET tip family

Wide range of longlife ET tips



WE1010

1-channel-soldering station with WEP 70 soldering iron and PH 70 safety rest



Order No. WE10 10 NA

- Power unit, 1 channel with soldering iron WEP 70 and safety rest PH 70
- 70 W solder iron with ergonomic handle and providing toolless tip change
- ESD safe station, iron and heat-resistant silicon cable for safe handling
- Using ET soldering tips
- Standby mode and auto setback conserves energy, protects equipment
- Password-protected to preserve settings



| Scope of supply | Order No. | Model | Description |
|-----------------|----------------|--------|--|
| | ETA | ETA | |
| | T005 87 707 06 | PH 70 | Safety rest for WEP 70 |
| | T005 87 707 15 | WEP 70 | Soldering iron, 70 W with toolless tip change, ergonomic handle and heat-resistant silicon cable |
| | TC205 | TC205 | Cleaning sponge for WEP 70 safety rest |
| | WE101 0N A | WE1010 | 1-channel-soldering station with WEP 70 soldering iron and PH 70 safety rest |



WSM 1C Mobile soldering

THE PROFESSIONAL SOLDERING STATION WITH RECHARGEABLE BATTERIES

"Just the thing" for users who need a small but professional tool for use in remote locations. Perfect for labs and productions.



TECHNICAL DATA

| | |
|--|-------------------------|
| Channels | 1 |
| Dimensions L x W x H (Inches) | 5,39 x 4,33 x 2,17 Inch |
| Dimensions L x W x H (mm) | 137 x 110 x 55 |
| Weight (approx.) in kg | 0,41 |
| Voltage | 100-240 V AC / 12 V DC |
| Power | 50 W |
| Protection class | III |
| Fuse | T5A |
| Temperature range (depends on tool) °C | 100 - 400 |
| Temperature range (depends on tool) °F | 210 - 750 |
| Temperature accuracy °C | ± 9 |
| Temperature accuracy °F | ± 17 |
| Temperature stability °C | ± 5 |
| Temperature stability °F | ± 9 |
| Interface | USB |
| ESD-safe | ✓ |
| Display | Touch-Sensor-Technology |

Car adapter

Car adapter for recharge via 12 V board net.

Order No. T0058751880N
• T0058751880



WSM 1C

WSM 1C - Rechargeable soldering station with micro soldering iron WMRP and soldering tip RT 3, chisel 1,3 mm and safety rest KH 17 with dry cleaner

50 W

Order No. T005 32 936 99N

- Solution for service technicians
- 50 W
- Recharged in 20 minutes.



Scope of supply

| Order No. | Model | Description |
|-----------------|-------------|---|
| | WSM 1C Unit | Rechargeable soldering station |
| T005 15 166 99 | KH 17 | Safety Rest for WSM 1/1C soldering iron. |
| T005 29 171 99N | WMRP | Micro soldering iron WMRP 40 W, 12 V (hand piece without tips) with Active-Tip Heating Technology |
| T005 44 603 99N | RTM 013 S | RT Micro Standard soldering tip, chisel Ø 1,3 x 0,4 mm |



BGA / QFP Repair systems

HIGHEST PRECISION

Weller provides efficient coverage for the entire reworking process with its repair and rework systems: Desoldering, pad cleaning, positioning and soldering in. Thanks to state-of-the-art camera technology, even small components can be manually positioned and repaired—with the greatest precision and absolute reliability along with optimum process control.



Ion trap

An ion trap provides hot air free of charge carriers.



Hot air pencils

The powerful, ergonomic hot-air pencils enable precise and efficient work. The extensive range of nozzles for these tools make them suitable for extensive application areas.




Optimum precision

The state-of-the-art technology in Weller heat guns provides optimum precision when soldering and desoldering SMD assemblies. This take advantage of Weller's patented nozzle technology.



+ MULTIFUNCTIONAL COMPONENT SIZES

+ EASY-TO-USE



+ COMPACT DESIGN



Heating from above: selective and sensitive

The hot gas heater with patented nozzle system coupled with digital control electronics for temperature monitoring and regulation of the air flow rate facilitates the finely metered supply of heat to the components. A temperature sensor placed directly in the hot gas nozzle prevents thermal overload of the component and efficiently regulates the top heater, providing maximum process control.



Infra-red bottom heating

The temperature-regulated two-zone infrared bottom heater provides rapid, yet precisely controlled warm-up at homogeneous substrate temperatures.



Monitoring software

The monitoring software determines temperature profiles and facilitates definition of the optimal soldering process.

Soldering Stations

Soldering iron
and safety restSoldering tips
and nozzles

Preheating plates

Soldering baths

Circuit board holder

Solder feeder

Hot air heating gun

Temperature
measuring

Accessories



WHA 3000 Hot-Air Station

THE VERSATILE SYSTEM FOR REPAIR AND REWORK OF FINE PITCH AND BGA COMPONENTS.

Performs demanding repair tasks on circuit boards with complex fine-pitch surface mounted components. The advanced control technology coupled with user-friendly operation, guarantees precision of repair productivity and quality.



TECHNICAL DATA

| | |
|--|---|
| Channels | 1 |
| Dimensions L x W x H (Inches) | 10,63 x 9,45 x 4,02 Inch |
| Dimensions L x W x H (mm) | 240 x 270 x 101 mm (9,44 x 10,63 x 3,97 inch) |
| Weight (approx.) in kg | 14,0 kg |
| Voltage | 120 V |
| Power | 700 W |
| Fuse | T3, 15A |
| Temperature range (depends on tool) °C | 50 - 550 |
| Temperature range (depends on tool) °F | 150 - 999 |
| Temperature accuracy °C | ± 30 |
| Temperature accuracy °F | ± 54 |
| Equipotential bonding | ✓ |
| Interface | - |
| ESD-safe | ✓ |
| Max. hot air flow rate l/min (depends on tool) | 50 |
| Air consumption l/min | 5 - 100 |
| Vacuum | -0,6 bar |
| Compressed air connection | 400 - 600 kPa |
| Display | yes |
| Operating modes | n.a. |
| Additional vacuum channel | yes |



WHA3000PS

700 W

WT
compatible



Order No. WHA3 00 0PS N

- 700 watts of power allow work larger dual in line and quad pack components
- Self contained internal air and vacuum
- Set with Infrared preheating plate, circuit board holder and 0.669" x 0.925" hot air nozzle (Order no. T005875721). More versions available.
- An ion trap assures that only EDS safe hot air is directed at the component
- Memory to store up to 10 thermal profiles ensures process repeatability
- Holds circuit board up 310 x 320 mm for outstanding versatility
- IR heating plate has a total heated area of 120 x 190 mm with 3 ceramic elements for controlled, even heat.
- Set and read temperature are digitally displayed
- An external sensor can be connected to display actual temperatures at specific areas of the circuit under repair to further guarding against damage to sensitive
- Hot place can be controlled from its own independently or integrated into the control system



Soldering Stations

Soldering iron
and safety rest

Soldering tips
and nozzles

Preheating plates

Soldering baths

Circuit board holder

Solder feeder

Hot air heating gun

Temperature
measuring


Accessories



WQB 4000 Repair system

**MAXIMUM PRECISION. MAXIMUM FLEXIBILITY.
MAXIMUM USER-FRIENDLINESS.**

Weller's WQB 4000 repair and rework station combines a completely new design with state-of-the-art split optic camera technology to provide users with absolute reliability, optimum process control and enhanced ease of use. The system was engineered to bring nely tuned balance of automated technology for component pick-up and positioning with a semi-automated rework cycle.



TECHNICAL DATA

| | |
|---|---|
| Dimensions L x W x H (Inches) | 24,8 x 24,8 x 25,6 (static) |
| Dimensions L x W x H (mm) | 692 x 580 x 680 (static) |
| Voltage | 120 V |
| Power | 1800 W |
| Protection class | 1 |
| Temperature accuracy °C | +/- 7,78 |
| Temperature accuracy °F | ±18 |
| Air consumption l/min | 60 - 100 |
| Compressed air connection | Compressed air hose outer diamete 6 mm (0,24") |
| Rated output of top heating (W) | 700 |
| Bottom heating | large 1100 W (260 x 260 mm) small 400 W (120 x 120 mm) (switchable) |
| Flow control | infinitely 5 - 50 l/min |
| Noise level (distance 1 m) dB(A) | < 69 |
| ESD-safe | ✓ |
| Space requirement/ workspace L x W x H (mm) | Dynamic: 1030 x 580 x 680 |
| Space requirement/workspace L x W x H (Inches) | 43,3 x 25,6 x 26,8 |
| Positioning aid | yes |
| Optical positioning | ✓ |
| Recommended component size (mm) | 4, 5 x 4, 5 - 50 x 50 |
| Weight (approx.) in kg | 40 |



WQB4000SOPS

BGA/SMT Rework system 2300 W

1800 W


LOW
SOUND
LEVEL

< 69 db (A)



Order No. WQB4 00 0SO PS

- 1800 W / 120 V
- BGA / SMT Rework system



Scope of supply

| Order No. | Model | Description |
|----------------|-------------------------------|--|
| T005 31 190 99 | Thermocouple type K, Ø 0,5 mm | Thermocouple type K, Ø 0,5 mm |
| T005 87 137 98 | Vacuum insert Ø 10 mm | Vacuum insert Ø 10 mm |
| T005 87 137 99 | Vacuum insert Ø 4,5 mm | Vacuum insert Ø 4,5 mm |
| T005 87 549 70 | NQ adapter | NQ adapter only for WQB 2000/3000/4000 |

Soldering Stations

Soldering iron and safety rest

Soldering tips and nozzles

Preheating plates

Soldering baths

Circuit board holder

Solder feeder

Hot air heating gun

Temperature measuring

Accessories

Advanced Automation by the soldering experts

HIGHEST PRECISION. SUPERIOR RELIABILITY.
INCREASED PRODUCTIVITY. ALL FROM ONE SOURCE.

More than half a century of experience in soldering and superiority in innovation, allows us to take our customers to the next step in achieving production excellence. The new WTBR1000 Benchtop Robot represents a one-of-a-kind synergy of precision, reliability, and productivity of soldering tasks.


PRECISION




LED illuminated camera enables high-precision soldering with superior quality control




"On point" solder feeder next to the iron smoothly pulls the solder wire through the tube



Robust, sturdy construction protects the unit from disruptive movement or vibration  

PRODUCTIVITY



Double drawer system for continuous production



WT1H soldering station: the brain behind the robot: 150 W, precise temperature control and stability.


RELIABILITY



Easy to learn and use software



Safety cover fully encloses the integrated fume extraction system, protecting the user, workpiece, and equipment



Working area allows maximum flexibility (Drawer height 100 mm)



Fully-enclosed system offers triple protection

Being a fully-enclosed system, with integrated fume extraction, the WTBR1000 Benchtop Robot allows our customers to achieve the highest level of safety: protecting the operator, the workpiece (PCB) and the machine.



Double drawer system

A double drawer system allows continuous production thereby providing much higher process throughput, improving productivity and offering flexibility.



Easy to learn and use software

Enabling operators to start using the unit comfortably and quickly.



“On point” solder feeder

The solder feeder is designed to be in close proximity to the workpiece (PCB), pulling the wire rather than pushing it through the feeder tube.



WT1H soldering station

The WTBR1000 is equipped with Weller's high performance WT Line soldering tools, ensuring consistent quality of solder joints.



Integrated cleaning tool process

Metal brushes clean soldering tips



LED illuminated camera

Enables high-precision soldering with superior quality control.



Integrated fume extraction system

Safety cover fully encloses the integrated fume extraction system, protecting the user, workpiece, and equipment.



WTBR1000 Solder Robot

ADVANCED AUTOMATION BY THE SOLDERING EXPERTS

Highest precision. Superior reliability. Increased productivity. All from one source.

The WTBR1000 represents a one-of-a-kind synergy of precision, reliability, and productivity of soldering tasks.

Based on the proven component of the Weller portfolio, the system allows continuous production and thereby providing a significantly higher process throughput, improving productivity and offering flexibility.



TECHNICAL DATA

| | |
|-----------------------------------|---|
| Dimensions L x W x H (Inches) | 43,3 x 35,4 x 37,4 |
| Dimensions L x W x H (mm) | 1100 x 900 x 950 |
| Voltage | 100 - 120V / 50 - 60 Hz |
| Two drawer working area (mm) | 400 x 220 x 100 (each drawer 200 x 220 x 100) |
| Two Drawer working are (Inches) | 15.75 x 8.66 x 3.9 (each drawer 7.9 x 8.66 x 3.9) |
| Two drawers (mm) | 600 x 460 x 100 (each drawer 300 x 460 x 100) |
| Two drawers (Inches) | 23.6 x 18.11 3.9 (each drawers 11.8 x 18.11 x 3.9) |
| Accura in μm | 20 |
| Speed | max. 200 mm/s (7.9 in/s) |
| Housing | Integrated |
| Solder wire \varnothing in mm | 0,5 - 1,5 |
| Solder wire \varnothing in Inch | 0.02 - 0.06 |
| Solder wire feeder speed | 2 - 32 mm/s (0.08 - 1.25 in/s) |
| Soldering tool (standard) | WT 1H + HER 120 |
| Fume extraction, incl. | Weller LL150 |
| Weight (approx.) in kg | 205 |
| ESD-safe | ✓ |



WTBR1000

WTBR 1000 Soldering Robot



Order No. WTBR 10 00F TLCA

- Highest soldering precision and superior reliability due to integrated Weller Technology Line soldering tools, as well as the solder feeder being in close proximity to the workpiece and an integrated LED illuminated camera
- Maximizing productivity thanks to double drawer system enabling continuous production
- Allows significant cost savings versus hand soldering
- Simple programming and data capturing
- Easy to learn and use software
- Safety cover fully encloses the integrated fume extraction system, protecting the user, workpiece, and equipment
- The robust and sturdy construction delivers precise solder joints at any time
- The fully-enclosed system provides a complete and CE-compliant solution to the customer



| Scope of supply | Order No. | Model | Description |
|-----------------|----------------|-------------------|---|
| | FT-L15N | Laser Line LL 150 | Laser extraction unit, 100- 240 V / 60 Hz |
| | T005 44 723 99 | XTR A | Soldering tip with twist lock, chisel, 1,6 x 0,7 mm |
| | T005 44 728 99 | XTR M | Soldering tip with twist lock, chisel, 3,2 x 1,2 mm |
| | WT1HN | WT1H | 1-Channel Power Unit, 150 W |

| Accessories | Order No. | Model | Description |
|-------------|-----------------|---------|--|
| | T005 44 724 99 | XTR B | Soldering tip with twist lock, chisel, 2,4 x 0,8 mm |
| | T005 44 725 99 | XTR C | Soldering tip with twist lock, chisel, 3, 2 x 0, 8 mm |
| | T005 44 726 99 | XTR D | Soldering tip with twist lock, chisel, 4,6 x 0,8 mm |
| | T005 44 727 99 | XTR E | Soldering tip with twist lock, chisel, 5,9 x 1,2 mm |
| | T005 87 637 30N | HER 120 | Heating Element 120 W for Soldering Robot Application with WT 1H/PUD 151R |

Soldering Stations

Soldering iron
and safety restSoldering tips
and nozzles

Preheating plates

Soldering baths

Circuit board holder

Solder feeder

Hot air heating gun

Temperature
measuring

Accessories



Soldering iron and Safety rests

THE PERFECT DUO FOR ALL SOLDERING APPLICATIONS

Weller soldering irons and safety rests are perfectly matched to guarantee optimum performance of the tools. The safe option for putting down the soldering iron protects against damage and increases the service life of the tools.

The Stop + Go safety rests and integrated sensors in the soldering irons provide for high energy savings. Weller soldering irons and safety rests—the perfect duo for optimum soldering results in the modern manufacturing industry and its diverse requirements.



 **PERFECT
SOLDER JOINTS**



Versatile

The ergonomic design and outstanding performance capacity of Weller soldering irons makes them versatile and able to be used for everything from the smallest soldering points to work with high heat requirements.



Precise

Weller soldering irons provide the highest precision with the shortest warm-up time.



Active-tip technology



Jobs with high heat requirements which standard tools cannot handle, for example micro soldering work under a microscope.

Silver-line technology



For universal applications in which tip prices play a big role: LT tips are the most cost-effective in the whole product line

Response technology



Soldering SMD components for small solder pads with increased heat demand.



Soldering SMD components for small solder pads with increased heat requirements.



Efficient

Quick and easy tip change without any extra tools.



2-in-1 WSR safety rest

The soldering iron holder can be rotated 180°. The user can choose between wet and dry tip cleaning.

Soldering Stations

Soldering iron and safety rest

Soldering tips and nozzles

Preheating plates

Soldering baths

Circuit board holder

Solder feeder


Hot air heating gun

Temperature measuring

Accessories

Weller HEATING TECHNOLOGIES

CONCENTRATED POWER AT THE TIP.



SOLDER PAD SIZE

3 STEPS TO THE PERFECT TOOL!



Weller
#toolselector



Find the right iron on the web:
[Weller toolselector](#)



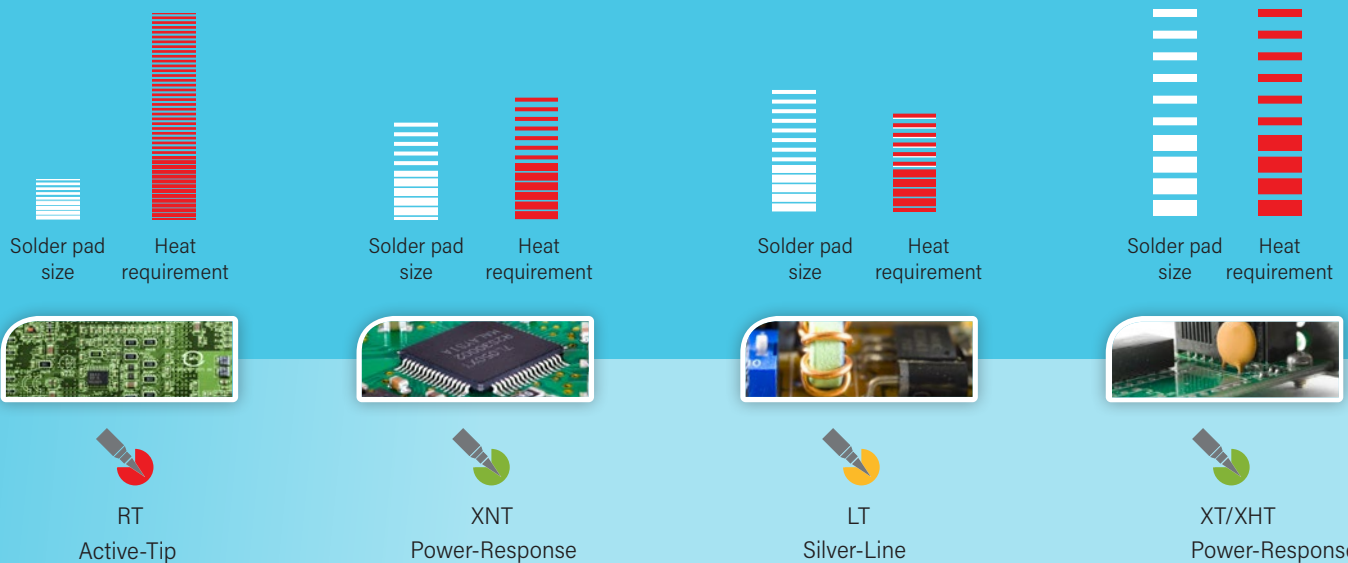
DO I HAVE THE RIGHT TOOL FOR MY APPLICATION?

Weller
#applicationfinder



Find the right technology on the web:
[Weller Application Finder](#)

Weller® TECHNOLOGY OVERVIEW





Soldering Irons

WX LINE

WXP 65 Set



Soldering iron 65 W, 24 V with safety rest

65 W
WX compatible
TRACEability qualified
Power Response

XNT

Order No. T005 29 212 99N

- Intelligent soldering Iron 65 W, 24 V
- For small and medium components with average energy demand
- For fine solder jobs with WX stations
- Parameter memory such as standby temperatures, automatic switch-off time
- Reduces total costs of ownership due to motion sensor
- Fast recovery time
- Interchangeable XNT soldering tips at low cost prices
- Power Response heating technology with improved sensor position
- Fast reaction time



| Scope of supply | Order No. | Model | Description |
|-----------------|-----------------|--------|--|
| | T005 15 121 99N | WDH 10 | Safety rest with dry cleaner |
| | T005 29 211 99N | WXP 65 | Soldering iron 65 W, 24 V with Power-Response Heating Technology |
| | T005 44 851 99 | XNT A | Soldering tip chisel 1,6 x 0,4 mm |

| Accessories | Order No. | Model | Description |
|-------------|-----------------|--------------------------------------|--------------------------------------|
| | T005 87 657 58N | Barrel for WP 65 and WXP 65 | Barrel for WP 65 and WXP 65 |
| | T005 87 657 67N | Barrel for bent for WXP 65 and WP 65 | Barrel for bent for WXP 65 and WP 65 |



WXP 80 Set

Soldering iron 80 W, 24 V with Silver-Line Heating Technology



Order No. T005 29 209 99N

- 80 W, 24V
- For medium components with high energy demand
- For universal soldering jobs with WX stations
- Parameter memory such as standby temperatures, automatic switch-off time
- Visual process control through LED signal function
- Extensive range of LT soldering tips
- Silver-Line heating technology
- Fast heating up



| Scope of supply | Order No. | Model | Description |
|-----------------|-----------------|--------|---|
| | T005 15 121 99N | WDH 10 | Safety rest with dry cleaner |
| | T005 29 208 99N | WXP 80 | Soldering iron 80 W, 24 V with Silver-Line Heating Technology |
| | T005 44 405 99 | LT B | Soldering tip, chisel, Ø 2,4 x 0,8 mm |

Soldering Stations

Soldering iron and safety rest

Soldering tips and nozzles

Preheating plates

Soldering baths

Circuit board holder

Solder feeder

Hot air heating gun

Temperature measuring

Accessories



WXP 90 Set

Hybrid soldering iron WXP 90 with safety rest

90 W
WX compatible
TRACEability qualified
Power Response

XNT

Order No. T005 29 225 99N

- Intelligent hybrid soldering iron 90 W, 24 V
- For small and medium components with high energy demand
- For challenging solder jobs with WX stations
- Parameter memory such as standby temperatures, automatic switch-off time
- Reduces total costs of ownership due to motion sensor
- Visual process control through LED signal function
- Interchangeable heating element including XNT soldering tip provides flexibility
- Interchangeable XNT soldering tips at low cost prices
- Power Response heating technology with improved sensor position
- Fast heating up



| Scope of supply | Order No. | Model | Description |
|-----------------|-----------------|---|--|
| | T005 15 171 99N | WDH 51 | Safety rest with dry cleaner for WXMP Micro soldering iron |
| | T005 29 224 99N | WXP 90 | Hybrid soldering iron 90 W, 24 V with Power Response Heating Technology |
| | T005 44 851 99 | XNT A | Soldering tip chisel 1,6 x 0,4 mm |
| | T005 87 687 26N | Tip Changing Tool for WTP/WXP 90 soldering tips | Tip Changing Tool for changing straight XNT series tips on WTP/WXP 90 iron |

| Accessories | Order No. | Model | Description |
|-------------|-----------------|---|--|
| | T005 29 185 99N | FE Attachment with tube Ø 4, 5 mm | FE Attachment with tube, Ø 4,5 mm, for WP 80, WSP 80, WMP, WMRP/WXMP, MLR 80 soldering irons |
| | T005 87 687 24N | Barrel for XNT tips for WTP/WXP 90 | Barrel for XNT tips for WTP/WXP 90 |
| | T005 87 687 25N | Heating Element WTP/WXP 90 | Heating Element WTP/WXP 90 |
| | T005 87 687 65 | Barrel for bent XNT tips for WTP/WXP 90 | Barrel for bent XNT tips for WTP/WXP 90 |
| | T005 87 687 79 | XH Spring Barrel | Barrel for WTP90/WXP90 XH Tips |



WXP 120 Set



Soldering iron Set WXP 120 with safety rest

120 W
WX compatible
TRACEability qualified
Power Response

Order No. T005 29 202 99N

- Intelligent soldering iron 120 W, 24 V
- For small and large components (High Mass) with high energy demand
- Allrounder for WX stations
- Parameter memory such as standby temperatures, automatic switch-off time
- Reduces total costs of ownership due to motion sensor
- Visual process control through LED signal function
- Interchangeable XT soldering tips at low cost prices
- Power Response heating technology with improved sensor position
- Fast reaction time



| Scope of supply | Order No. | Model | Description |
|-----------------|-----------------|---------|---|
| | T005 15 121 99N | WDH 10 | Safety rest with dry cleaner |
| | T005 29 201 99N | WXP 120 | Soldering iron 120 W, 24 V with Power-Response Heating Technology |
| | T005 44 704 99 | XT B | Soldering tip chisel Ø 2,4 mm |

| Accessories | Order No. | Model | Description |
|-------------|-----------------|---|---|
| | T005 29 214 99N | FE Attachment with tube WXP 65, WXP 120 | FE Attachment with tube Ø 6, 5 mm for WXP 65/WP 65 and WXP 120/WP 120 soldering irons |
| | T005 87 657 11N | Barrel WXP 120 | Barrel for WXP 120 |
| | T005 87 657 66N | Barrel for bent WXP 120 | Barrel for bent for WXP 120 |

Soldering Stations

Soldering iron and safety rest

Soldering tips and nozzles

Preheating plates

Soldering baths

Circuit board holder

Solder feeder

Hot air heating gun

Temperature measuring

Accessories



WXP 120 Solar



Soldering iron WXP 120 with 2,5 m connection cable, without safety rest

120 W
WX compatible
TRACEability qualified
Power Response

XT
Warning icon



Order No. T005 29 210 99N

- Allrounder with 120 W, 24 V for WX stations
- For small and large soldering jobs with high temperature demand
- Interchangeable soldering tips at low prices
- Maximum heat transfer
- Heater with improved sensor position
- Fast reaction time
- 2.5m cable

| Scope of supply | Order No. | Model | Description |
|-----------------|-----------------|----------|---|
| | T005 29 201 99N | WXP 120 | Soldering iron 120 W, 24 V with Power-Response Heating Technology |
| | T005 44 730 99 | XT DDH45 | Soldering tip, sloped 45°, Ø 4 mm |

| Accessories | Order No. | Model | Description |
|-------------|-----------------|-------------------------|-----------------------------|
| | T005 87 657 11N | Barrel WXP 120 | Barrel for WXP 120 |
| | T005 87 657 66N | Barrel for bent WXP 120 | Barrel for bent for WXP 120 |



WXP 200 Set



Soldering iron WXP 200 with safety rest

200 W
WX compatible
TRACEability qualified
Power Response

XHT

Order No. T005 29 206 99N

- Intelligent soldering iron 200 W, 24 V
- For very large components (Shielding) with high/ medium energy demand
- Most efficient soldering iron for WX stations
- Parameter memory such as standby temperatures, automatic switch-off time
- Reduces total costs of ownership due to motion sensor
- Visual process control through LED signal function
- Interchangeable XHT soldering tips at low cost prices
- Power Response heating technology with improved sensor position
- Fast reaction time



| Scope of supply | Order No. | Model | Description |
|-----------------|-----------------|---------|--|
| | T005 15 158 99N | WDH 31 | Safety rest with dry cleaner for WP 200 and WXP 200 soldering iron |
| | T005 29 205 99N | WXP 200 | Soldering iron 200 W, 24 V with Power-Response Heating Technology |
| | T005 44 801 99 | XHT D | Soldering tip, chisel, 5,0 x 1,2 mm |

| Accessories | Order No. | Model | Description |
|-------------|-----------------|-------------------|-------------------------------|
| | T005 87 637 25N | Barrel WP/WXP 200 | Barrel for WP 200 and WXP 200 |

Soldering Stations

Soldering iron and safety rest

Soldering tips and nozzles

Preheating plates

Soldering baths

Circuit board holder

Solder feeder

Hot air heating gun

Temperature measuring

Accessories



WXPP Set

Pico Soldering Iron WXPP with safety rest

40 W
WX compatible
TRACEability qualified
Active Tip
RTP

Order No. T005 29 227 99

- Intelligent Pico soldering iron 40 W, 12 V
- For very small components
- For miniature works under a microscope
- For WX station
- Parameter memory such as standby temperatures, automatic switch-off time
- Reduces total costs of ownership due to motion sensor
- RTP solder tips can be changed quickly and easily
- Active Tip (Cartridge)-System allows exchange of soldering tip despite a hot soldering iron
- Extremely short heating time



Picture similar

| Scope of supply | Order No. | Model | Description |
|-----------------|----------------|-----------|---|
| | T005 01 041 99 | RTP 004 S | RT Pico tip, chisel Ø 0.4 mm × 0.2 mm |
| | T005 15 182 99 | WSR 208 | 2-in-1 safety rest with metal wool brass and sponge |
| | T005 29 226 99 | WXPP | Pico soldering iron WXPP 40 W, 12 V (hand piece without tips) for Active-Tip Heating Technology |



WXPP MS Set

Pico Soldering Iron WXPP MS with safety rest



Order No. T005 29 229 99

- Intelligent Pico soldering iron 40 W, 12 V
- Military Standard (MIL-SPEC)
- For very small components
- For miniature works under a microscope
- For WX station
- Parameter memory such as standby temperatures, automatic switch-off time
- Reduces total costs of ownership due to motion sensor
- RTP MS solder tips can be changed quickly and easily
- Active Tip (Cartridge)-System allows exchange of soldering tip despite a hot soldering iron
- Extremely short heating time



Picture similar

| Scope of supply | Order No. | Model | Description |
|-----------------|----------------|--------------|--|
| | T005 01 023 99 | RTP 004 S MS | RT Pico tip, chisel Ø 0.4 x 0.2 mm, MIL-SPEC |
| | T005 15 182 99 | WSR 208 | 2-in-1 safety rest with metal wool brass and sponge |
| | T005 29 228 99 | WXPP MS | Pico soldering iron WXPP MS 40 W, 12 V (hand piece without tips) for Active-Tip Heating Technology |

Soldering Stations

Soldering iron and safety rest

Soldering tips and nozzles

Preheating plates

Soldering baths

Circuit board holder

Solder feeder

Hot air heating gun

Temperature measuring

Accessories



WXMP Set

Micro soldering iron WXMP with safety rest

40 W (55 W_{RT 11})
WX compatible
TRACEability qualified
Active Tip

RTM

Order No. T005 29 204 99N

- Micro Soldering Pencil with 40 W, 12 V for WX Stations
- For microscope work
- Soldering tip can be exchanged quickly and easily
- Excellent reaction time
- Extremely short heating time
- Includes WDH51 tool stand and RTW3-MS tip



| Scope of supply | Order No. | Model | Description |
|-----------------|-----------------|-----------|---|
| | T005 15 171 99N | WDH 51 | Safety rest with dry cleaner for WXMP Micro soldering iron |
| | T005 29 203 99N | WXMP | Micro soldering iron WXMP 40 W, 12 V (hand piece without tips) with Active-Tip Heating Technology |
| | T005 44 603 99N | RTM 013 S | RT Micro Standard soldering tip, chisel Ø 1,3 x 0,4 mm |



WXMP MS Set

Micro soldering iron WXMP MS with safety rest

40 W (55 W RT 11MS)
WX compatible
TRACEability qualified
Active Tip

RTM

Order No. T005 29 217 99N

- Military Standard
- For microscope work
- Soldering tips can be exchanged quickly and easily
- Excellent heat transfer and sensors
- Extremely short heating time
- Excellent reaction time
- RT solder tips can be changed quickly and easily



| Scope of supply | Order No. | Model | Description |
|-----------------|-----------------|--------------|--|
| | T005 15 171 99N | WDH 51 | Safety rest with dry cleaner for WXMP Micro soldering iron |
| | T005 29 213 99N | WXMP MS | Micro soldering iron WXMP MS 40 W, 12 V (hand piece without tips) with Active-Tip Heating Technology |
| | T005 44 616 99N | RTM 013 S MS | RT Micro Soldering tip, chisel Ø 1,3 x 0,4 mm, MIL-SPEC |

Soldering Stations

Soldering iron and safety rest

Soldering tips and nozzles

Preheating plates

Soldering baths

Circuit board holder

Solder feeder

Hot air heating gun

Temperature measuring

Accessories



WXUP MS Set

Ultra soldering iron WXUP MS with safety rest

150 W
WX compatible
TRACEability qualified
Active Tip
RTU



Order No. T005 29 231 99

- Intelligent Ultra soldering iron 150 W, 24 V
- Military Standard (MIL-SPEC)
- For very big components with high energy demand
- For WX station
- Parameter memory such as standby temperatures, automatic switch-off time
- Reduces total costs of ownership due to motion sensor
- RTU MS solder tips can be changed quickly and easily
- Active Tip (Cartridge)-System allows exchange of soldering tip despite a hot soldering iron
- Extremely short heating time



| Scope of supply | Order No. | Model | Description |
|-----------------|----------------|--------------|--|
| | T005 01 060 99 | RTU 032 S MS | RT Ultra Soldering tip, chisel short Ø 3.2 × 0.8 mm, MIL-SPEC |
| | T005 15 179 99 | WSR205 | 2-in-1 safety rest with metal wool brass and sponge |
| | T005 29 230 99 | WXUP MS | Ultra soldering iron WXUP MS 150 W, 24 V (handle without tips) for Active-Tip Heating Technology |



WXMT Set



Micro desoldering tweezers WXMT with safety rest

80 W (2 x 40 W)
WX compatible
TRACEability qualified
Active Tip

RTW
⚠️

Order No. T005 13 178 99N

- Intelligent Micro desoldering tweezers 2 x 40 W, 12 V
- For soldering and desoldering of SMD components with high energy demand
- Slim tweezers for excellent de-/soldering works, tweezer is compatible with all WX Stations.
- Parameter memory such as standby temperatures, automatic switch-off time
- Reduces total costs of ownership due to motion sensor
- RTW solder tips can be changed quickly and easily
- Active Tip (Cartridge)-System allows exchange of soldering tip despite a hot soldering iron
- Extremely short heating time
- Standby function
- Excellent reaction time



| Scope of supply | Order No. | Model | Description |
|-----------------|-----------------|-----------|--|
| | T005 13 177 99N | WXMT | Micro desoldering tweezers 2 x 40 W, 12 V (hand piece without tips) with Active-Tip Heating Technology |
| | T005 15 169 99N | WDH 60 | Safety rest with dry cleaner for WXMT Micro desoldering tweezers |
| | T005 44 652 99N | RTW 2 45° | Soldering tip set 0,7 x 0,4 mm, 45° |

Soldering Stations

Soldering iron and safety rest

Soldering tips and nozzles

Preheating plates

Soldering baths

Circuit board holder

Solder feeder

Hot air heating gun

Temperature measuring

Accessories



WXMT MS Set



Micro desoldering tweezers 2 x 40 W, 12 V with Active-Tip Heating Technology.

80 W (2 x 40 W)
WX
compatible
TRACEability
qualified
Active Tip

RTW

Order No. T005 13 203 99N

- Intelligent Micro desoldering tweezers 2 x 40 W, 12 V
- Military Standard (MS)
- RTW Soldering tips grounded separately
- For soldering and desoldering of SMD components with high energy demand
- Slim tweezers for excellent De-/soldering works, tweezer is compatible with all WX Stations.
- Parameter memory such as standby temperatures, automatic switch-off time
- Reduces total costs of ownership due to motion sensor
- ESD safe to protect sensitive components
- Active Tip (Cartridge)-System allows fast and save exchange of soldering tip despite a hot soldering iron



| Scope of supply | Order No. | Model | Description |
|-----------------|-----------------|-----------|--|
| | T005 13 179 99N | WXMT MS | Micro desoldering tweezers 2 x 40 W, 12 V (hand piece without tips) with Active-Tip Heating Technology |
| | T005 15 169 99N | WDH 60 | Safety rest with dry cleaner for WXMT Micro desoldering tweezers |
| | T005 44 652 99N | RTW 2 45° | Soldering tip set 0,7 x 0,4 mm, 45° |



Desoldering Irons

WX LINE

WXDP 120

Desoldering iron 120 W, 24 V

120 W

WX compatible

TRACEability
Weller qualified

Order No. T005 13 201 99N

- Rework conductive irons WXDP
- Ideal for professional rework applications of the latest electronic components
- Soldering and desoldering parameters can be saved easily on the iron
- Heats up within 35 sec. only with stand-by function



| Scope of supply | Order No. | Model | Description |
|-----------------|----------------|-------|--|
| | T005 13 250 99 | XDS 1 | Desoldering nozzle Inside Ø 1, 4 mm, Outside Ø 2, 5 mm, Nozzle length 10, 5 mm |

| Accessories | Order No. | Model | Description |
|-------------|-----------------|----------------------------------|--|
| | T005 87 657 73N | Maintenance set for WXDP/DSX 120 | Maintenance set for WXDP 120 and DSX 120 |
| | T005 87 658 01N | PDN | PDN Pliers for changing nozzles. |



WXDV 120 Set



Desoldering iron set for vertical applications, with safety rest



Order No. T005 13 205 99N

- 120 W, 24 V
- Temperature range 200 °F - 850 °F
- Heat-up time ca. 35 sec. (200 °F - 660 °F)
- Setback capable
- Blue LED indication light
- Integrated tin collector
- Internal parameter storage (Zero Tolerance)

| Scope of supply | Order No. | Model | Description |
|-----------------|-----------------|---|--|
| | T005 13 204 99N | WXDV 120 | Desoldering iron 120 W, 24 V |
| | T005 13 252 99 | XDS 3 | Desoldering nozzle, Inside Ø 1,0 mm, Outside Ø 2,3 mm, Nozzle length 10,5 mm |
| | T005 13 254 99 | XDS 5 | Desoldering nozzle, Inside Ø 1,8 mm, Outside Ø 3,3 mm, Nozzle length 10,5 mm |
| | T005 15 153 99N | WDH 40 | Safety rest with dry cleaner for DXV 80 and WXDV 120 desoldering iron |
| | T005 87 418 19 | 0058741819 | Filter cartridge for WXDV 120 (5 pieces) |
| | T005 87 657 72 | Conus cleaner for WXDP/WXDV 120 & DSX 120 | Conus cleaner for WXDP 120 / WXDV 120 / DSX 120 |
| | T005 87 657 73N | Maintenance set for WXDP/DSX 120 | Maintenance set for WXDP 120 and DSX 120 |
| | T005 87 658 01N | PDN | PDN Pliers for changing nozzles. |



Hot Air Irons

WX LINE

WXHAP 200 Set



Hot air soldering iron set with safety rest



Order No. T005 27 120 99N

- 200 W, 24 V
- Temperature range 50°C to 550°C
- Blue LED light
- Internal Parameter storage (zero tolerance)
- Hot air flow ionic free



| Scope of supply | Order No. | Model | Description |
|-----------------|-----------------|-----------|--|
| | T005 15 152 99N | WDH 30 | Safety rest with dry cleaner |
| | T005 27 119 99N | WXHAP 200 | Hot air iron 200 W, 24 V with hot air nozzle R 06 round Ø 3.0 mm |
| | T005 87 278 21 | R04 | R 04 Hot Air Nozzle Round, Ø 1,2 mm, for HAP 1 and HAP 200 |
| | T005 87 278 22 | R06 | R06 Round Nozzle for HAP 1 and HAP 200, Ø 3.0 mm |

Soldering Stations

Soldering iron and safety rest

Soldering tips and nozzles

Preheating plates

Soldering baths

Circuit board holder

Solder feeder

Hot air heating gun

Temperature measuring

Accessories



Soldering Iron

WT LINE

WP 65 Set



Set Soldering iron WP 65 with safety rest

65 W
WT compatible
Power Response
XNT

Order No. T005 29 216 99N

- Soldering Iron 65 W, 24 V
- For small and medium components with average energy demand
- For fine solder jobs with WT stations and WR rework stations
- Interchangeable XNT soldering tips at low cost prices
- Power Response heating technology with improved sensor position
- Fast reaction time



| Scope of supply | Order No. | Model | Description |
|-----------------|-----------------|--------|--|
| | T005 15 121 99N | WDH 10 | Safety rest with dry cleaner |
| | T005 29 215 99N | WP 65 | Soldering iron 65 W, 24 V with Power-Response Heating Technology |
| | T005 44 851 99 | XNT A | Soldering tip chisel 1,6 x 0,4 mm |

| Accessories | Order No. | Model | Description |
|-------------|-----------------|--------------------------------------|--------------------------------------|
| | T005 87 657 58N | Barrel for WP 65 and WXP 65 | Barrel for WP 65 and WXP 65 |
| | T005 87 657 67N | Barrel for bent for WXP 65 and WP 65 | Barrel for bent for WXP 65 and WP 65 |



WP 80 Set



Soldering iron WP 80 with safety rest



Order No. T005 29 181 99N

- Soldering Iron 80 W, 24 V with Tip-to-Grip position
- For medium components with high energy demand
- For universal soldering jobs with WT stations and WR rework stations
- Extensive range of LT soldering tips
- Silver-Line heating technology



| Scope of supply | Order No. | Model | Description |
|-----------------|-----------------|--------|---|
| | T005 15 121 99N | WDH 10 | Safety rest with dry cleaner |
| | T005 29 180 99N | WP 80 | Soldering iron 80 W, 24 V with Silver-Line Heating Technology |
| | T005 44 405 99 | LT B | Soldering tip, chisel, Ø 2,4 x 0,8 mm |

| Accessories | Order No. | Model | Description |
|-------------|-----------------|------------------------------------|--|
| | T005 87 448 45N | Barrel short for WP 80, spare part | Barrel short (40 mm) for WP 80, spare part, (standard for WP 80) |
| | T005 87 448 46N | Barrel long for WP 80, spare part | Barrel long (55 mm) for WP 80, spare part |



WP 120 Set



Soldering iron WP 120 with safety rest

120 W
WT compatible
Power Response
XT

Order No. T005 29 194 99N

- Soldering Iron 120 W, 24 V
- For small and large components (High Mass) with high energy demand
- Allrounder for WT stations and WR rework stations
- Interchangeable XT soldering tips at low cost prices
- Power Response heating technology with improved sensor position
- Fast reaction time



| Scope of supply | Order No. | Model | Description |
|-----------------|-----------------|---------|--|
| | T005 15 161 99N | WDH 10T | Safety rest with Stop+Go function and dry cleaner for WP 65, WP 80 and WP 120 soldering iron |
| | T005 29 193 99N | WP 120 | Soldering iron 120 W, 24 V with Power-Response Heating Technology |
| | T005 44 704 99 | XT B | Soldering tip chisel Ø 2,4 mm |

| Accessories | Order No. | Model | Description |
|-------------|-----------------|----------------------------|----------------------------|
| | T005 87 637 09N | Barrel for WP 120 | Barrel for WP 120 |
| | T005 87 658 02N | Barrel for bent for WP 120 | Barrel for bent for WP 120 |



WSP80

Soldering iron 80 W, 24 V with Silver-Line Heating Technology

80 W

WT
compatible

Silver Line



LT



Order No. WSP8 0N

- Soldering Iron 80 W, 24 V with knurled nut for fast tip exchange
- For medium components with high energy demand
- For universal soldering jobs with WT stations and WR rework stations
- Extensive range of LT soldering tips
- Silver-Line heating technology

Scope of supply

| Order No. | Model | Description |
|-----------|-------|-------------|
| | LTB | |

Accessories

| Order No. | Model | Description |
|-----------------|-----------------------------------|--|
| T005 29 186 99N | FE Attachment WSP 80, WP 80, WMP | FE Attachment with tube, Ø 6,5 mm for WMP, WSP 80, WP 80, MLR 21, WP 120 |
| T005 87 447 10N | Barrel for WSP 80 spare part | Barrel for WSP 80 spare part |
| T005 87 448 47N | Barrel for Soldering Irons WSP 80 | Barrel for Soldering Irons WSP 80, WP 80IG and WP 120IG |

Soldering Stations

Soldering iron and safety rest

Soldering tips and nozzles

Preheating plates

Soldering bathes

Circuit board holder

Solder feeder

Hot air heating gun

Temperature measuring

Accessories



WSP 150 Set



Soldering iron WSP 150 with safety rest

150 W
WT compatible
Silver Line
LTH

Order No. T005 29 189 99N

- Industrial Duty 150 W Soldering Pencil
- Ideal for applications with a high temperature demand
- Compatible with WT Line series power units
- Comes with LTHF tip
- ESD Safe
- Includes WDH30 tool stand



| Scope of supply | Order No. | Model | Description |
|-----------------|-----------------|---------|--|
| | T005 15 152 99N | WDH 30 | Safety rest with dry cleaner |
| | T005 29 170 99N | WSP 150 | Soldering iron 150 W, 24 V with Silver-Line Heating Technology |
| | T005 44 450 99 | LHT F | Soldering Tip Chisel 9,3 x 1,8 mm |

| Accessories | Order No. | Model | Description |
|-------------|----------------|---------|---------------------|
| | T005 87 447 95 | Tip Nut | Tip Nut for WSP 150 |



WTP 90 Set

Hybrid soldering iron WTP 90 with safety rest

90 W **WT** compatible **Power Response**  **XNT** 

Order No. T005 29 223 99N

- Hybrid soldering iron 90 W, 24 V
- For small and medium components with high energy demand
- For challenging solder jobs with WT stations and WR rework stations
- Reduces total costs of ownership due to motion sensor
- Interchangeable heating element including XNT soldering tip provides flexibility
- Interchangeable XNT soldering tips at low cost prices
- Power Response heating technology with improved sensor position
- Fast heating up



| Scope of supply | Order No. | Model | Description |
|-----------------|-----------------|---|--|
| | T005 15 174 99N | WSR 200 | 2-in-1 safety rest with metal wool brass and sponge |
| | T005 29 222 99N | WTP 90 | Hybrid soldering iron 90 W, 24 V with Power Response Heating Technology |
| | T005 44 851 99 | XNT A | Soldering tip chisel 1,6 x 0,4 mm |
| | T005 87 687 26N | Tip Changing Tool for WTP/WXP 90 soldering tips | Tip Changing Tool for changing straight XNT series tips on WTP/WXP 90 iron |

| Accessories | Order No. | Model | Description |
|-------------|-----------------|---|---|
| | T005 87 687 24N | Barrel for XNT tips for WTP/WXP 90 | Barrel for XNT tips for WTP/WXP 90 |
| | T005 87 687 25N | Heating Element WTP/WXP 90 | Heating Element WTP/WXP 90 |
| | T005 87 687 65 | Barrel for bent XNT tips for WTP/WXP 90 | Barrel for bent XNT tips for WTP/WXP 90 |

Soldering Stations

Soldering iron and safety rest

Soldering tips and nozzles

Preheating plates

Soldering baths

Circuit board holder

Solder feeder

Hot air heating gun

Temperature measuring

Accessories



WMRP Set



Micro soldering iron WMRP with safety rest

40 W (55 W_{RT 11})
WT compatible
Active Tip
RTM

Order No. T005 29 190 99N

- WMRP 55 Watt (Max.) micro soldering pencil with RT3 tip and WDH50 safety rest
- Compatible with WD1M / WD2M series soldering stations and WR3M / WR3ME series rework stations
- Made of aluminum with chrome plating and weighs just 75g
- The "tip to grip" distance is just 45 mm, placing you close to the work
- The pencil powers down when placed in the tool holder to extend tip life
- Compatible with WDH 50 safety rest (order no. 0051515699)
- ESD safe to protect sensitive components



| Scope of supply | Order No. | Model | Description |
|-----------------|-----------------|-----------|---|
| | T005 15 156 99N | WDH 50 | WDH 50 Safety Rest with Stop+Go Function for WMRP Micro Soldering Pencil with FE-attachment |
| | T005 29 171 99N | WMRP | Micro soldering iron WMRP 40 W, 12 V (hand piece without tips) with Active-Tip Heating Technology |
| | T005 44 603 99N | RTM 013 S | RT Micro Standard soldering tip, chisel Ø 1,3 x 0,4 mm |

| Accessories | Order No. | Model | Description |
|-------------|-----------------|-----------------------------------|--|
| | T005 29 185 99N | FE Attachment with tube Ø 4, 5 mm | FE Attachment with tube, Ø 4,5 mm, for WP 80, WSP 80, WMP, WMRP/WXMP, MLR 80 soldering irons |
| | T005 87 518 16N | WMRH | Holder for RT Tips |



WMRP MS



Micro soldering iron WMRP MS 40 W, 12 V (hand piece without tips) with Active-Tip Heating Technology

40 W (55 W RT 11MS)



Active Tip



RTM



Order No. T005 29 192 99N

- WMRP-MS 55 Watt (Max.) micro soldering pencil (handpiece only)
- Compatible with WD1M / WD2M series soldering stations and WR3M / WR3ME series rework stations
- Made of aluminum with chrome plating and weighs just 75g
- The "tip to grip" distance is just 45 mm, placing you close to the work
- The pencil powers down when placed in the tool holder to extend tip life
- Compatible with WDH 50 safety rest (order no. 0051515699)
- MIL-Spec approved
- ESD safe to protect sensitive components
- MS handles and MS soldering tips have to be used together. MS soldering tips are for use with MS handles only.



| Scope of supply | Order No. | Model | Description |
|-----------------|-----------------|---------|--|
| | T005 29 192 99N | WMRP MS | Micro soldering iron WMRP MS 40 W, 12 V (hand piece without tips) with Active-Tip Heating Technology |

| Accessories | Order No. | Model | Description |
|-------------|-----------------|--------------|---|
| | T005 15 156 99N | WDH 50 | WDH 50 Safety Rest with Stop+Go Function for WMRP Micro Soldering Pencil with FE-attachment |
| | T005 44 616 99N | RTM 013 S MS | RT Micro Soldering tip, chisel Ø 1,3 x 0,4 mm, MIL-SPEC |

Soldering Stations

Soldering iron and safety rest

Soldering tips and nozzles

Preheating plates

Soldering baths

Circuit board holder

Solder feeder

Hot air heating gun

Temperature measuring

Accessories



WMRT Set



Micro desoldering tweezers WMRT with safety rest

80 W (2 x 40 W) **WT compatible** **Active Tip**  **RTW** 

Order No. T005 13 173 99N

- Micro desoldering tweezers 2 x 40 W, 12 V
- For soldering and desoldering of SMD components with high energy demand
- Slim tweezers for excellent De-/soldering, compatible with the rework station WR 3M and WT 2M soldering station
- RTW solder tips can be changed quickly and easily
- Active Tip (Cartridge)-System allows exchange of soldering tip despite a hot soldering iron
- Extremely short heating time
- Standby function
- Extremely quick heating time (100°/sec)
- Energy saving standby and auto off functions
- ESD Safe



| Scope of supply | Order No. | Model | Description |
|-----------------|-----------------|-----------|---|
| | T005 13 174 99N | WMRT | Micro desoldering tweezers 2 x 40 W, 12 V (hand piece without tips) for Active-Tip Heating Technology |
| | T005 15 146 99N | WMRTH | Safety Rest with Stop + Go function for WMRT |
| | T005 44 652 99N | RTW 2 45° | Soldering tip set 0,7 x 0,4 mm, 45° |



WMRT MS

Micro desoldering tweezers WMRT MS, without safety rest

80 W (2 x 40 W)



Active Tip



RTW



Order No. T005 13 175 99N

- Micro desoldering tweezers WMRT-MS handle only, no tip - 12 V / 80 W (2 x 40 W)
- Compatible with WMRTH safety rest
- MS handles and MS soldering tips have to be used together. MS soldering tips are for use with MS handles only.
- RTW-MS series tweezers use RTW-MS series tip cartridges
- Ideal for soldering and desoldering of very small SMD components
- Quick tip exchange
- Extremely quick heating time (100°/sec)
- Energy saving standby and auto off functions
- ESD Safe



| Scope of supply | Order No. | Model | Description |
|-----------------|-----------------|---------|---|
| | T005 13 175 99N | WMRT MS | Micro desoldering tweezers WMRT MS, without safety rest |

| Accessories | Order No. | Model | Description |
|-------------|-----------------|-------------|--|
| | T005 15 146 99N | WMRTH | Safety Rest with Stop + Go function for WMRT |
| | T005 44 657 99N | RTW 2MS 45° | Soldering tip set, chisel, 0,7 x 0,4 mm, 45° |

Soldering Stations

Soldering iron and safety rest

Soldering tips and nozzles

Preheating plates

Soldering baths

Circuit board holder

Solder feeder

Hot air heating gun

Temperature measuring

Accessories



WTA 50 Set



Soldering tweezer set with safety rest

50 W (2 x 25 W)

WT compatible

Silver Line



WTA



Order No. T005 33 133 99N

- Heated Desoldering Tweezers with 2 x 25 W, 24 V for WT stations
- Dual heating elements at protective low voltage
- Temperature sensors at both elements
- For WTA soldering tips



| Scope of supply | Order No. | Model | Description |
|-----------------|-----------------|--------|---|
| | T005 13 171 99N | WTA 50 | Tweezers 2 x 25 W, 24 V |
| | T005 15 042 99N | AK 51 | Safety rest for WTA 50 desoldering tweezers |
| | T005 44 141 99 | WTA 1 | Tip Set Bent 45° |

| Accessories | Order No. | Model | Description |
|-------------|----------------|----------------------|---------------------------|
| | T005 13 176 99 | WTAS 50 Align device | Align device for WTA tips |



Desoldering Iron

WT LINE

DSX 80 Set

Desoldering iron set for horizontal applications



Order No. T005 13 183 99N

- Desoldering Pencil with 80 W, 24 V for WT stations
- For electronics rework
- Electronically temperature controlled
- Micro finger switch controls quick start, fast-action vacuum pump
- For DX soldering tips



| Scope of supply | Order No. | Model | Description |
|-----------------|-----------------|---------------------------------|--|
| | T005 13 142 99 | DX 112 | DX 112 Desoldering Nozzle with Threadless Fixture System for DSX 80 and DXV 80 |
| | T005 13 143 99 | DX 113 | DX 113 Desoldering Nozzle with Threadless Fixture System for DSX 80 |
| | T005 13 190 99N | DSX 80 | Desoldering iron 80 W, 24 V |
| | T005 13 500 99N | Maintenance set DSX 80 / DXV 80 | Maintenance set for DSX 80 and DXV 80 |
| | T005 13 603 99N | Gasket for glass tube | Gasket for glass tube (10 pcs.) |
| | T005 15 152 99N | WDH 30 | Safety rest with dry cleaner |

| Accessories | Order No. | Model | Description |
|-------------|-----------------|----------------------------|--|
| | T005 13 125 99N | FE attachment set | FE Attachment for DS 22, DS 80 and DSX 80 desoldering irons |
| | T005 13 153 99 | Measuring nozzle | DX Measuring Nozzle |
| | T005 13 604 99 | Filter for glass tube (10) | Filter for glass tube Ø 16,2 |
| | T005 13 790 99N | DX Desoldering nozzles set | Desoldering Nozzle Set DX110 - DX115 for DSX 80 und DXV 80 |
| | T005 13 824 99 | Metal Wool | Metal Wool for WDC Dry Cleaner (T0051512499), Replacement (2 Pieces) |
| | T005 15 124 99N | WDC Dry Cleaner | Dry cleaner for soldering tips with brass cleaning wool |
| | T005 87 067 94N | Conus cleaner | Conus cleaner for DSX 80 / DXV 80 |



DSX 120



Desoldering iron for horizontal applications

120 W
WT compatible

XDS



Order No. T005 13 198 99N

- 120 W, 24 V

| Scope of supply | Order No. | Model | Description |
|-----------------|-----------------|---|--|
| | T005 13 198 99N | DSX 120 | Desoldering iron for horizontal applications |
| | T005 13 250 99 | XDS 1 | Desoldering nozzle Inside Ø 1, 4 mm, Outside Ø 2, 5 mm, Nozzle length 10, 5 mm |
| | T005 13 604 99 | Filter for glass tube (10) | Filter for glass tube Ø 16,2 |
| | T005 87 657 72 | Conus cleaner for WXDP/WXDV 120 & DSX 120 | Conus cleaner for WXDP 120 / WXDV 120 / DSX 120 |

| Accessories | Order No. | Model | Description |
|-------------|-----------------|----------------------------------|--|
| | T005 15 152 99N | WDH 30 | Safety rest with dry cleaner |
| | T005 87 657 73N | Maintenance set for WXDP/DSX 120 | Maintenance set for WXDP 120 and DSX 120 |



DXV 80 Set

Inline desoldering iron for vertical applications, with safety rest.



Order No. T005 13 182 99N

- Desoldering Pencil with 80 W, 24 V for WT stations
- For removal of SMD components
- For vertical applications
- Electronically temperature controlled
- Ceramic heating element is operating with protective low voltage
- Handle utilizes a tin collector to hold the extracted solder
- For DX soldering tips



| Scope of supply | Order No. | Model | Description |
|-----------------|-----------------|---------------------------------|--|
| | T005 13 142 99 | DX 112 | DX 112 Desoldering Nozzle with Threadless Fixture System for DSX 80 and DXV 80 |
| | T005 13 143 99 | DX 113 | DX 113 Desoldering Nozzle with Threadless Fixture System for DSX 80 |
| | T005 13 180 99N | DXV 80 | Inline desoldering iron 80 W, 24 V |
| | T005 13 500 99N | Maintenance set DSX 80 / DXV 80 | Maintenance set for DSX 80 and DXV 80 |
| | T005 15 153 99N | WDH 40 | Safety rest with dry cleaner for DXV 80 and WXDV 120 desoldering iron |
| | T005 87 067 94N | Conus cleaner | Conus cleaner for DSX 80 / DXV 80 |
| | T005 87 418 15N | Filter cartridge DXV 80 | Filter cartridge for DXV 80, 5 pieces |
| | T005 87 418 23 | T0058741823 | Brush for heating element for DXV 80 |

| Accessories | Order No. | Model | Description |
|-------------|-----------------|----------------------------|--|
| | T005 13 790 99N | DX Desoldering nozzles set | Desoldering Nozzle Set DX110 - DX115 for DSX 80 und DXV 80 |

Soldering Stations

Soldering iron and safety rest

Soldering tips and nozzles

Preheating plates

Soldering bathes

Circuit board holder

Solder feeder

Hot air heating gun

Temperature measuring

Accessories



Hot Air Iron

WT LINE

HAP 1 Set



Hot air iron set with safety rest

100 W  **R** 

Order No. T005 27 118 99N

- HAP1 Hot Air Pencil with WDH30 safety rest
- For use with WAD and WR series rework stations
- Finger switch on the handle controls the on / off function
- Ideal for use with leaded and lead free solders
- ESD Safe



| Scope of supply | Order No. | Model | Description |
|-----------------|-----------------|--------|--|
| | T005 15 152 99N | WDH 30 | Safety rest with dry cleaner |
| | T005 27 115 99N | HAP 1 | Hot air iron 100 W, 24 V with hot air nozzle round R 06 Ø 3,0 mm |
| | T005 87 278 21 | R04 | R 04 Hot Air Nozzle Round, Ø 1,2 mm, for HAP 1 and HAP 200 |

HAP 200 Set



Hot air iron set with safety rest

200 W **Silver Line**  **R** 

Order No. T005 27 117 99N

- HAP200 Series Hot Air Pencil
- Must be used on Channel 1 of the WR3M rework system
- Cannot be used with the WR2 rework systems
- Use with optional WRK Weller Repair Kit
- ESD Safe



| Scope of supply | Order No. | Model | Description |
|-----------------|-----------------|------------|--|
| | T005 15 152 99N | WDH 30 | Safety rest with dry cleaner |
| | T005 27 116 99N | HAP 200 | Hot air iron 200 W, 24 V with hot air nozzle R 04 round Ø 1,2 mm |
| | T005 87 278 21 | R04 | R 04 Hot Air Nozzle Round, Ø 1,2 mm, for HAP 1 and HAP 200 |
| | T005 87 278 22 | R06 | R06 Round Nozzle for HAP 1 and HAP 200, Ø 3.0 mm |
| | T005 87 617 28 | Adapter M6 | Adapter M6 for HAP 200 |



Heating Elements for Solder Robots

HER 80

Heating element 80 W for solder robots applications with WT 1/WT 1H/PUD 151R



Order No. T005 87 447 38N

- T0058744738

| Accessories | Order No. | Model | Description |
|-------------|----------------|-----------------------|------------------------------|
| | T005 87 447 13 | Cord for HER 80 / 120 | Cord for HER 80 / 120, 1,6 m |

HER 120

Heating Element 120 W for Soldering Robot Application with WT 1H/PUD 151R



Order No. T005 87 637 30N

| Accessories | Order No. | Model | Description |
|-------------|----------------|-----------------------|------------------------------|
| | T005 87 447 13 | Cord for HER 80 / 120 | Cord for HER 80 / 120, 1,6 m |

Soldering Stations

Soldering iron and safety rest

Soldering tips and nozzles

Preheating plates

Soldering bathes

Circuit board holder

Solder feeder

Hot air heating gun

Temperature measuring

Accessories



Inert Gas Soldering Iron

WP 80IG



Soldering iron 80 W for soldering with inert gas

80 W Silver Line  LT 

Order No. T005 29 197 99N



| Accessories | Order No. | Model | Description |
|-------------|-----------------|---------|--|
| | T005 15 161 99N | WDH 10T | Safety rest with Stop+Go function and dry cleaner for WP 65, WP 80 and WP 120 soldering iron |

WDH 10P Set



Inert gas barrel and safety rest set, 80 W, 24 V

Order No. T005 15 147 99N

- Safety rest WDH 10P with inert gas barrel set for soldering iron WSP 80
- 80 W, 24 V
- Lead free soldering





Gas Soldering Iron

WSTA3

Butane Gas Powered Profi Line Soldering Iron

Order No. WSTA 3

- Pyropen® Professional Cordless Butane Soldering Irons
- Ideal for field service jobs
- Lightweight and completely portable, ready to use in 30 seconds
- Does not require cords, batteries or cartridges
- Replacement soldering tips are available
- Does not require cords, batteries or cartridges
- Refills with butane fuel - Weller® Cat. no. WB1 or WB2
- All temperatures are approximate
- All temperatures are approximate



| Scope of supply | Order No. | Model | Description |
|-----------------|-----------|-------|-------------------------------|
| | WPT2 | WPT2 | Chisel tip for WPA2 and WSTA3 |

| Accessories | Order No. | Model | Description |
|-------------|-----------|-------|--|
| | WB2 | WB2 | Fuel, Weller® Premium Butane, 1.0 oz, for Portasol and Pyropen Irons |

WPA2

Self-Igniting Cordless Butane Soldering Iron

Order No. WPA2 N

- Ignites with the push of a button, ideal for field service jobs
- Lightweight and completely portable, ready to use in 30 seconds
- Sturdy metal tank holds enough butane gas for 3 hours of operation
- Temperature adjusts from 482°F to 932°F
- Refills with butane fuel - Weller Cat. No. WB1 or WB2





WSTA6



Order No. WSTA 6

- Pyropen® Professional Cordless Butane Soldering Irons
- Lightweight and completely portable, ready to use in 30 seconds
- Does not require cords, batteries or cartridges
- Replacement soldering tips are available
- Hot air nozzles are available for specific models
- All temperatures are approximate
- All temperatures are approximate

| Scope of supply | Order No. | Model | Description |
|-----------------|-----------|-------|----------------------|
| | WPT01 | WPT01 | Chisel tip for WSTA6 |

| Accessories | Order No. | Model | Description |
|-------------|-----------|-------|--|
| | WB2 | WB2 | Fuel, Weller® Premium Butane, 1.0 oz, for Portasol and Pyropen Irons |





Soldering tips and nozzles

INNOVATIVE AND COST-EFFECTIVE



How can you identify genuine Weller tips?

Seal of quality

The soldering tip and tool packages bear the genuine Weller seal of quality.

Engraving

Genuine Weller tips are engraved with the Weller logo. Engraved soldering tips guarantee this level of quality.



Tool protection

Perfect interaction between the heater and soldering tip protects the soldering iron from irreparable damage. Other tips often damage the heating system.





| | |
|--|------------|
| Soldering tips | 132 |
| CT2 Soldering tips | 132 |
| CT5 Soldering tips | 133 |
| CT6 Soldering tips | 134 |
| ET Soldering tips | 135 |
| HT Soldering tips | 137 |
| LHT Soldering tips | 138 |
| LT Soldering tips | 139 |
| LTR Soldering tips | 143 |
| LT HPB Soldering tips | 143 |
| NT Soldering tips | 144 |
| PT Soldering tips | 145 |
| RTP Soldering tips | 148 |
| RTP MS Soldering tips | 150 |
| RTM Soldering tips | 152 |
| RTM MS Soldering tips | 154 |
| RTU MS Soldering tips | 156 |
| RTW Soldering tips | 158 |
| RTW MS Soldering tips | 159 |
| SPI 16 Soldering tips | 160 |
| SPI 27 Soldering tips | 160 |
| SPI 41 Soldering tips | 161 |
| SPI 81 Soldering tips | 161 |
| WTA Soldering tips | 162 |
| XH Soldering tips | 162 |
| XHT Soldering tips | 163 |
| XNT Soldering tips | 164 |
| XT Soldering tips | 168 |
| XTR Soldering tips | 172 |
| Soldering Tips for WP 60 | 173 |
| Soldering Tips for Pyropen Jr. | 173 |
| Soldering Tips for Pyropen and Pyropen Piezo | 174 |

| | |
|---|------------|
| Desoldering Nozzle series | 176 |
| DX Desoldering nozzles with threadless fixture system for DSX 80 and DXV 80 | 176 |
| DS Desoldering nozzles with thread for DS 22, DS 80 and DSV 80 | 177 |
| XDS Desoldering nozzles for DSX 120, WXDP 120, WXDV 120 | 178 |
| Hot air nozzles | 180 |
| Hot air nozzles for HAP 1, HAP 200 and WXHAP 200 | 181 |
| Hot air nozzles for HAP 3000 (WHA 3000P / V), HAP 2 (WHA 2000) and HAP 3 (WHA 700, WHA 300) | 183 |
| Pre heating nozzle for HAP 3 | 185 |
| Multi rest | 185 |
| Vacuum insert for CSF heads (spare) | 185 |
| Hot air nozzles for WQB | 186 |
| WRK Reflowset | 189 |
| WRK Reflowset | 189 |
| WRK Set | 190 |
| WRK Set | 190 |
| WRK Set | 191 |



NO COMPROMISE.

PRECISION. PERFORMANCE. POWER.

One WX Station. Every Active Tip.



Precise control, ergonomic grip

The boomerang handle design allows for precise handling while providing an ergonomic and secure grip.



MIL-SPEC / IPC standard

New active RT soldering tips are fully compliant with IPC industry standards. The MS versions are also MIL-SPEC compliant.



Low cost-in-use

The RT lines of tips provide maximum protection to the printed circuit board and the component you're soldering, to achieve the best results and to keep operating costs as low as possible.



Digital tool

Motion activated, for simplified data storage.

Production within the electronics, medical technology and aerospace industries is moving faster as components become smaller, more complex and more powerful. The soldering industry is no different. In order to meet these increasing demands, we're expanding our existing RT series.

Weller Tools is committed to offering the widest range of high-performance active soldering tips. For all of your soldering applications, linked to one of our state-of-the-art WX soldering stations.

+ Patented tip and grip design

Fast and hassle-free tip changing without needing any tool.

+ Active tip technology

Our soldering tips join features as in-built sensor and perfect heat transfer, for the fastest heat-up and recovery time. Reduce your downtime for a faster workflow and better results.

+ One intelligent WX platform

Run any RT tip from one WX station, meeting all operational hand soldering needs such as motion sensing or traceability with digital data storage in the soldering tool and station.



Experience the widest tip range – for all soldering applications.



RT Pico tips

Component size



Heat up time



MADE OF THE SMALLEST PRECISION SOLDERING APPLICATIONS

- + Aerospace (only MS versions)
- + Electronics
- + Sensors
- + Medical devices
- + Military (only MS versions)
- + Automotive



RT Micro tips

Component size



Heat up time



VERSATILE PERFORMANCE FOR MICRO AND STANDARD COMPONENTS COVERING THE WIDEST RANGE OF APPLICATIONS

- + Aerospace (only MS versions)
- + Electronics
- + Sensors
- + Medical devices
- + Military (only MS versions)
- + Automotive




RT Ultra tips

Component size



Heat up time



MADE FOR HIGH PERFORMANCE AND HEAVY DUTY APPLICATIONS

- + LED soldering
- + Solar technology
- + Electronic components
- + Multi-layer boards
- + Large heat sinks
- + Hyper frequency PCB with a big dissipater

*50°C - 350°C / 120°F - 620°F



Soldering tips




RT Pico Soldering tips




- RT Pico Soldering Tips for WXPP / WXPP MS Soldering Pencils
- High performance active tip for the smallest components: 0402 down to 01005
- Made of the smallest precision soldering applications (Aerospace, Military (only MS versions), Electronics, Sensors, Medical devices, Automotive)
- Short tip-to-grip distance for maximum precision

Chisel shape



A = Width mm
B = Thickness mm
C = Length mm


| Model | A | B | C | PU | Order No. |
|---|-----|-----|----|----|----------------|
| RTP 002 S  | 0.2 | 0.1 | 17 | 1 | T005 01 039 99 |
| RTP 002 S NW  | 0.2 | 0.1 | 17 | 1 | T005 01 040 99 |
| RTP 004 S  | 0.4 | 0.2 | 17 | 1 | T005 01 041 99 |


| Model | A | B | C | PU | Order No. |
|---|-----|-----|----|----|----------------|
| RTP 008 S  | 0.8 | 0.3 | 17 | 1 | T005 01 042 99 |
| RTP 010 S  | 1 | 0.3 | 17 | 1 | T005 01 043 99 |
| RTP 013 S  | 1.3 | 0.3 | 17 | 1 | T005 01 044 99 |

Bevel Cut



A = Width mm
B = Thickness mm
C = Length mm




| Model | A | B | C | PU | Order No. |
|--|-----|---|----|----|----------------|
| RTP 004 B  | 0.4 | | 17 | 1 | T005 01 037 99 |




| Model | A | B | C | PU | Order No. |
|---|-----|---|----|----|----------------|
| RTP 012 B  | 1.2 | | 17 | 1 | T005 01 038 99 |

Conical



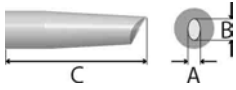
A = Width mm
B = Thickness mm
C = Length mm

| Model | A | B | C | PU | Order No. |
|---|-----|---|------|----|----------------|
| RTP 001 C  | 0.1 | | 18.5 | 1 | T005 01 031 99 |
| RTP 001 C NW  | 0.1 | | 18.5 | 1 | T005 01 032 99 |
| RTP 002 C MS  | 0.2 | | 16.3 | 1 | T005 01 015 99 |

| Model | A | B | C | PU | Order No. |
|---|-----|---|------|----|----------------|
| RTP 004 C  | 0.4 | | 17 | 1 | T005 01 034 99 |
| RTP 001 C X  | 0.1 | | 21.3 | 1 | T005 01 035 99 |
| RTP 002 C X  | 0.2 | | 21.3 | 1 | T005 01 036 99 |



Gullwing



A = Width mm
B = Thickness mm
C = Length mm

| Model | A | B | C | PU | Order No. |
|------------------|---|---|------|----|----------------|
| RTP 020 G | 2 | | 16.6 | 1 | T005 01 048 99 |



Knife



A = Width mm
B = Thickness mm
C = Length mm

| Model | A | B | C | PU | Order No. |
|---------------------|---|-----|------|----|----------------|
| RTP 010 K | 1 | 0.2 | 16.6 | 1 | T005 01 045 99 |
| RTP 010 K NW | 1 | 0.2 | 16.6 | 1 | T005 01 046 99 |



| Model | A | B | C | PU | Order No. |
|------------------|-----|-----|----|----|----------------|
| RTP 025 K | 2.5 | 0.3 | 18 | 1 | T005 01 047 99 |



RT Pico MS Soldering tips

- RT Pico Soldering Tips for WXPP / WXPP MS Soldering Pencils
- High performance active tip for the smallest components: 0402 down to 01005
- Made of the smallest precision soldering applications (Aerospace, Military (only MS versions), Electronics, Sensors, Medical devices, Automotive)
- MIL-SPEC / IPC standard (potential free, MS versions)
- Short tip-to-grip distance for maximum precision

Chisel shape



A = Width mm
B = Thickness mm
C = Length mm

| Model | A | B | C | PU | Order No. |
|------------------------|-----|-----|------|----|----------------|
| RTP 002 S MS | 0.2 | 0.1 | 16.3 | 1 | T005 01 021 99 |
| RTP 002 S NW MS | 0.2 | 0.1 | 16.3 | 1 | T005 01 022 99 |
| RTP 004 S MS | 0.4 | 0.2 | 16.3 | 1 | T005 01 023 99 |



| Model | A | B | C | PU | Order No. |
|---------------------|-----|-----|------|----|----------------|
| RTP 008 S MS | 0.8 | 0.3 | 16.3 | 1 | T005 01 024 99 |
| RTP 010 S MS | 1 | 0.3 | 16.3 | 1 | T005 01 025 99 |
| RTP 013 S MS | 1.3 | 0.3 | 16.3 | 1 | T005 01 026 99 |





Bevel Cut



A = Width mm
B = Thickness mm
C = Length mm

| Model | A | B | C | PU | Order No. |
|---------------------|-----|---|------|----|----------------|
| RTP 004 B MS | 0.4 | | 16.3 | 1 | T005 01 019 99 |

| Model | A | B | C | PU | Order No. |
|---------------------|-----|---|------|----|----------------|
| RTP 012 B MS | 1.2 | | 16.3 | 1 | T005 01 020 99 |

Conical




A = Width mm
B = Thickness mm
C = Length mm

| Model | A | B | C | PU | Order No. |
|------------------------|-----|---|------|----|----------------|
| RTP 001 C MS | 0.1 | | 17.9 | 1 | T005 01 013 99 |
| RTP 001 C NW MS | 0.1 | | 17.9 | 1 | T005 01 014 99 |
| RTP 002 C MS | 0.2 | | 16.3 | 1 | T005 01 015 99 |

| Model | A | B | C | PU | Order No. |
|-----------------------|-----|---|------|----|----------------|
| RTP 004 C MS | 0.4 | | 16.3 | 1 | T005 01 016 99 |
| RTP 001 C X MS | 0.1 | | 20.6 | 1 | T005 01 017 99 |
| RTP 002 C X MS | 0.2 | | 20.6 | 1 | T005 01 018 99 |

Gullwing



A = Width mm
B = Thickness mm
C = Length mm

| Model | A | B | C | PU | Order No. |
|---------------------|---|---|------|----|----------------|
| RTP 020 G MS | 2 | | 15.9 | 1 | T005 01 030 99 |

Knife



A = Width mm
B = Thickness mm
C = Length mm

| Model | A | B | C | PU | Order No. |
|------------------------|-----|-----|------|----|----------------|
| RTP 010 K MS | 1 | 0.2 | 15.9 | 1 | T005 01 027 99 |
| RTP 010 K NW MS | 1 | 0.2 | 15.9 | 1 | T005 01 028 99 |
| RTP 025 K MS | 2.5 | 0.3 | 17.3 | 1 | T005 01 029 99 |

Soldering Stations

Soldering iron and safety rest

Soldering tips and nozzles

Preheating plates

Soldering baths

Circuit board holder

Solder feeder

Hot air heating gun

Temperature measuring

Accessories



RT Micro Soldering tips

- RT Micro Soldering Tips for WXMP / WXMP MS Soldering Pencils
- High performance active tips for micro and standard components
- Versatile performance for micro and standard components covering the widest range of applications (Aerospace, Military (only MS versions), Electronics, Sensors, Medical devices, Automotive)
- Covers the widest range of geometries and sizes

Active Tip  **RTM**



Chisel shape



A = Width mm
B = Thickness mm
C = Length mm



| Model | Old name | A | B | C | PU | Order No. |
|--|----------|-----|------|------|----|-----------------|
|  RTM 003 S NW | RT 1SCNW | 0.3 | 0.1 | 20 | 1 | T005 44 626 99N |
|  RTM 004 S | RT 1SC | 0.4 | 0.15 | 20 | 1 | T005 44 612 99N |
|  RTM 008 S | RT 9 | 0.8 | 0.4 | 24 | 1 | T005 44 609 99N |
|  RTM 008 S X | RT 5 30° | 0.8 | 0.4 | 24 | 1 | T005 44 605 99N |
|  RTM 010 S | | 1 | 0.3 | 18 | 1 | T005 01 005 99 |
|  RTM 013 S | RT 3 | 1.3 | 0.4 | 20 | 1 | T005 44 603 99N |
|  RTM 015 S | RT 4 | 1.5 | 0.4 | 19 | 1 | T005 44 604 99N |
|  RTM 018 S | | 1.8 | 0.4 | 18 | 1 | T005 01 007 99 |
|  RTM 022 S | RT 8 | 2.2 | 0.4 | 19 | 1 | T005 44 608 99N |
|  RTM 032 S | | 3.2 | 0.9 | 17.5 | 1 | T005 01 009 99 |
|  RTM 036 S | RT 11 | 3.6 | 0.9 | 19 | 1 | T005 44 611 99N |



Bevel Cut







A = Width mm
B = Thickness mm
C = Length mm

| Model | Old name | A | B | C | PU | Order No. |
|--|----------|-----|---|------|----|-----------------|
| RTM 004 B  | | 0.4 | | 18.5 | 1 | T005 01 002 99 |
| RTM 012 B  | RT 6 45° | 1.2 | | 19 | 1 | T005 44 606 99N |

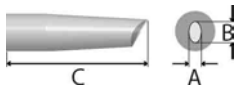
Conical



A = Width mm
B = Thickness mm
C = Length mm

| Model | Old name | A | B | C | PU | Order No. |
|---|----------|-----|---|------|----|-----------------|
| RTM 001 C NW  | RT 1NW | 0.1 | | 20 | 1 | T005 44 625 99N |
| RTM 002 C  | RT 1 | 0.2 | | 20 | 1 | T005 44 601 99N |
| RTM 002 C L  | | 0.2 | | 18.7 | 1 | T005 01 000 99 |
| RTM 008 C  | RT 2 | 0.8 | | 19 | 1 | T005 44 602 99N |

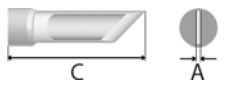
Gullwing





A = Width mm
B = Thickness mm
C = Length mm

| Model | Old name | A | B | C | PU | Order No. |
|--|----------|-----|-----|----|----|-----------------|
| RTM 020 G  | RT 10GW | 2.0 | 1.2 | 21 | 1 | T005 44 610 99N |

Knife



A = Width mm
B = Thickness mm
C = Length mm

| Model | Old name | A | B | C | PU | Order No. |
|--|----------|-----|-----|----|----|-----------------|
| RTM 030 K  | RT 7 45° | 0.9 | 2.2 | 20 | 1 | T005 44 607 99N |
| RTM 025 K  | | 2.5 | 0.3 | 19 | 1 | T005 01 011 99 |

Soldering Stations

Soldering iron and safety rest

Soldering tips and nozzles

Preheating plates

Soldering baths

Circuit board holder

Solder feeder

Hot air heating gun

Temperature measuring

Accessories



RT Micro MS Soldering tips

- RT Micro Soldering Tips for WXMP / WXMP MS Soldering Pencils
- High performance active tips for micro and standard components
- Versatile performance for micro and standard components covering the widest range of applications (Aerospace, Military (only MS versions), Electronics, Sensors, Medical devices, Automotive)
- MIL-SPEC / IPC standard (potential free, MS versions)
- Covers the widest range of geometries and sizes














Active Tip  **RTM MS**



Chisel shape



A = Width mm
B = Thickness mm
C = Length mm



| Model | Old name | A | B | C | PU | Order No. |
|---|-------------|-----|------|------|----|-----------------|
|  RTM 003 S NW MS | RT 1SCNWMS | 0.3 | 0.1 | 20 | 1 | T005 44 626 71N |
|  RTM 004 S MS | RT 1SCMS | 0.4 | 0.15 | 20 | 1 | T005 44 615 99N |
|  RTM 006 S MS | | 0.6 | 0.4 | 23 | 1 | T005 01 004 99 |
|  RTM 008 S MS | RT 9MS | 0.8 | 0.4 | 24 | 1 | T005 44 623 99N |
|  RTM 008 S X MS | RT 5MS 30° | 0.8 | 0.4 | 24 | 1 | T005 44 619 99N |
|  RTM 010 S MS | | 1 | 0.3 | 18 | 1 | T005 01 006 99 |
|  RTM 013 S MS | RT 3MS | 1.3 | 0.4 | 20 | 1 | T005 44 616 99N |
|  RTM 013 S X MS | RT 3XMS 30° | 1.3 | 0.5 | 28 | 1 | T005 44 603 73N |
|  RTM 015 S MS | RT 4MS | 1.5 | 0.4 | 19 | 1 | T005 44 618 99N |
|  RTM 018 S MS | | 1.8 | 0.4 | 18 | 1 | T005 01 008 99 |
|  RTM 022 S MS | RT 8MS | 2.2 | 0.4 | 19 | 1 | T005 44 622 99N |
|  RTM 032 S MS | | 3.2 | 0.9 | 17.5 | 1 | T005 01 010 99 |
|  RTM 036 S MS | RT 11MS | 3.6 | 0.9 | 19 | 1 | T005 44 631 99N |



Bevel Cut









A = Width mm
B = Thickness mm
C = Length mm

| Model | Old name | A | B | C | PU | Order No. |
|---|----------|-----|---|------|----|-----------------|
| RTM 004 B MS  | | 0.4 | | 18.5 | 1 | T005 01 003 99 |
| RTM 012 B MS  | RT 6MS | 1.2 | | 19 | 1 | T005 44 620 99N |

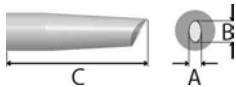
Conical




A = Width mm
B = Thickness mm
C = Length mm

| Model | Old name | A | B | C | PU | Order No. |
|---|-------------|-----|---|------|----|-----------------|
| RTM 001 C NW MS  | RT 1NWMS | 0.1 | | 20 | 1 | T005 44 625 71N |
| RTM 002 C MS  | RT 1MS | 0.2 | | 20 | 1 | T005 44 614 99N |
| RTM 002 C L MS  | | 0.2 | | 18.7 | 1 | T005 01 001 99 |
| RTM 004 C X MS  | RT 13MS 30° | 0.4 | | 26.5 | 1 | T005 44 633 99N |
| RTM 005 C X MS  | RT 12MS 25° | 0.5 | | 25.5 | 1 | T005 44 632 99N |
| RTM 008 C MS  | RT 2MS | 0.8 | | 19 | 1 | T005 44 617 99N |

Gullwing





A = Width mm
B = Thickness mm
C = Length mm

| Model | Old name | A | B | C | PU | Order No. |
|---|-----------|-----|-----|----|----|-----------------|
| RTM 020 G MS  | RT 10GWMS | 2.0 | 1.2 | 21 | 1 | T005 44 624 99N |

Knife



A = Width mm
B = Thickness mm
C = Length mm

| Model | Old name | A | B | C | PU | Order No. |
|---|------------|-----|-----|----|----|-----------------|
| RTM 025 K MS  | | 2.5 | 0.3 | 19 | 1 | T005 01 012 99 |
| RTM 030 K MS  | RT 7MS 45° | 0.9 | 2.2 | 20 | 1 | T005 44 621 99N |

Soldering Stations

Soldering iron and safety rest

Soldering tips and nozzles

Preheating plates

Soldering baths

Circuit board holder

Solder feeder

Hot air heating gun

Temperature measuring

Accessories







RT Ultra MS Soldering tips




- RT Ultra Soldering Tips for WXUP Soldering Pencils
- Designed for heavy duty applications and large components
- Made for high performance and heavy duty applications (LED soldering, Solar technology, Electronic components, Multi-layer boards, Large heat sinks, Hyper frequency PCB with a big dissipater)
- MIL-SPEC / IPC standard
- Thermal Core Technology for optimized heat transfer

Chisel shape



A = Width mm
B = Thickness mm
C = Length mm



| Model | A | B | C | PU | Order No. |
|--|-----|-----|------|----|----------------|
| RTU 015 S MS  | 1.5 | 0.4 | 28 | 1 | T005 01 058 99 |
| RTU 022 S MS  | 2.2 | 0.6 | 28 | 1 | T005 01 059 99 |
| RTU 032 S MS  | 3.2 | 0.8 | 27.5 | 1 | T005 01 060 99 |
| RTU 032 S L MS  | 3.2 | 0.8 | 34 | 1 | T005 01 061 99 |


| Model | A | B | C | PU | Order No. |
|---|-----|-----|------|----|----------------|
| RTU 050 S MS  | 5 | 1.2 | 27.5 | 1 | T005 01 062 99 |
| RTU 076 S MS  | 7.6 | 1.5 | 28 | 1 | T005 01 063 99 |
| RTU 093 S MS  | 9.3 | 2 | 28 | 1 | T005 01 064 99 |

Bevel Cut



A = Width mm
B = Thickness mm
C = Length mm




| Model | A | B | C | PU | Order No. |
|--|-----|---|----|----|----------------|
| RTU 020 B MS  | 2 | | 29 | 1 | T005 01 055 99 |
| RTU 035 B MS  | 3.5 | | 29 | 1 | T005 01 056 99 |




| Model | A | B | C | PU | Order No. |
|---|---|---|----|----|----------------|
| RTU 050 B MS  | 5 | | 30 | 1 | T005 01 057 99 |

Conical



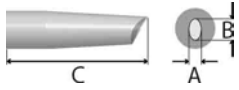
A = Width mm
B = Thickness mm
C = Length mm

| Model | A | B | C | PU | Order No. |
|--|-----|---|------|----|----------------|
| RTU 004 C MS  | 0.4 | | 27.5 | 1 | T005 01 049 99 |
| RTU 008 C MS  | 0.8 | | 29 | 1 | T005 01 050 99 |
| RTU 016 C MS  | 1.6 | | 27.5 | 1 | T005 01 051 99 |

| Model | A | B | C | PU | Order No. |
|---|-----|---|------|----|----------------|
| RTU 004 C X MS  | 0.4 | | 39.2 | 1 | T005 01 052 99 |
| RTU 008 C X MS  | 0.8 | | 39.2 | 1 | T005 01 053 99 |
| RTU 016 C X MS  | 1.6 | | 39.3 | 1 | T005 01 054 99 |



Gullwing



A = Width mm
 B = Thickness mm
 C = Length mm

| Model | A | B | C | PU | Order No. |
|---------------------|---|-----|----|----|----------------|
| RTU 020 G MS | 2 | 1.3 | 28 | 1 | T005 01 065 99 |



Blade

A = Width mm

B = Thickness mm
 C = Length mm

| Model | A | B | C | PU | Order No. |
|---------------------|----|-----|----|----|----------------|
| RTU 100 K MS | 10 | 1.5 | 27 | 1 | T005 01 066 99 |
| RTU 160 K MS | 16 | 1.5 | 27 | 1 | T005 01 067 99 |
| RTU 200 K MS | 20 | 1.5 | 27 | 1 | T005 01 068 99 |



| Model | A | B | C | PU | Order No. |
|---------------------|----|-----|----|----|----------------|
| RTU 330 K MS | 33 | 1.5 | 27 | 1 | T005 01 069 99 |





RTW Soldering tips

- RTW Series Tips for WXMT/ WMRT Soldering Pencils
- Designed for miniature works
- For an optimal performance
- For miniature works which cannot be done with basic tools.
- Combination of an excellent heat transfer together with a longer tip life.





Active Tip  **RTW**






Chisel shape



A = Width mm
B = Thickness mm
C = Length mm


| Model | A | B | C | PU | Order No. |
|---|-----|-----|----|----|-----------------|
| RTW 2 45° | 0.7 | 0.4 | 22 | 1 | T005 44 652 99N |
|  | | | | | |
| RTW 3 45° | 1.0 | 3 | 18 | 1 | T005 44 653 99N |
|  | | | | | |
| RTW 4 45° | 1.0 | 6 | 20 | 1 | T005 44 654 99N |
|  | | | | | |
| RTW 8 | 1.3 | 0.4 | 19 | 1 | T005 44 664 99N |
|  | | | | | |


| Model | A | B | C | PU | Order No. |
|---|-----|-----|----|----|-----------------|
| RTW 9 | 1.0 | 3.2 | 19 | 1 | T005 44 666 99N |
|  | | | | | |
| RTW 10 | 1.0 | 10 | 19 | 1 | T005 44 668 99N |
|  | | | | | |
| RTW 11 | 1.0 | 6 | 19 | 1 | T005 44 667 99N |
|  | | | | | |

Conical



A = Width mm
B = Thickness mm
C = Length mm

| Model | A | B | C | PU | Order No. |
|---|-----|---|----|----|-----------------|
| RTW 1 45° | 0.4 | | 22 | 1 | T005 44 651 99N |
|  | | | | | |

| Model | A | B | C | PU | Order No. |
|---|-----|---|----|----|-----------------|
| RTW 6NW 45° | 0.1 | | 22 | 1 | T005 44 656 99N |
|  | | | | | |



RTW MS Soldering tips

- RTW Series Tips for WXMT/ WMRT Soldering Pencils
- Military Standard
- Designed for miniature works
- For an optimal performance
- For miniature works which cannot be done with basic tools.





Active Tip **RTM MS**







Chisel shape



A = Width mm
B = Thickness mm
C = Length mm


| Model | A | B | C | PU | Order No. |
|---|-----|-----|----|----|-----------------|
| RTW 10MS  | 1.0 | 10 | 18 | 1 | T005 44 671 99N |
| RTW 11MS  | 1.0 | 6 | 18 | 1 | T005 44 670 99N |
| RTW 2MS 45°  | 0.7 | 0.4 | 22 | 1 | T005 44 657 99N |
| RTW 3MS 45°  | 1.0 | 3 | 17 | 1 | T005 44 658 99N |


| Model | A | B | C | PU | Order No. |
|---|-----|-----|----|----|-----------------|
| RTW 4MS 45°  | 1.0 | 6 | 19 | 1 | T005 44 659 99N |
| RTW 7NWMS  | 0.8 | 0.4 | 24 | 1 | T005 44 663 71N |
| RTW 8MS  | 1.3 | 0.4 | 20 | 1 | T005 44 665 99N |
| RTW 9MS  | 1.0 | 3.2 | 18 | 1 | T005 44 669 99N |

Conical



A = Width mm
B = Thickness mm
C = Length mm

| Model | A | B | C | PU | Order No. |
|---|-----|---|----|----|-----------------|
| RTW 1MS 45°  | 0.4 | | 22 | 1 | T005 44 655 99N |

| Model | A | B | C | PU | Order No. |
|---|-----|---|----|----|-----------------|
| RTW 6NWMS 45°  | 0.1 | | 22 | 1 | T005 44 656 71N |



LT Soldering tips

- LT Series Tips for WXP 80/ WP 80/ WSP 80 Soldering Pencils
- Designed for universal applications
- Universal SMT & THT jobs
- A wide range of low cost tips
- Solid copper plated with Iron for maximum durability and long life







Silver Line




Chisel shape






A = Width mm
B = Thickness mm
C = Length mm

| Model | A | B | C | PU | Order No. |
|---|-----|------|------|----|----------------|
| LT 1SC | 0.4 | 0.15 | 15 | 1 | T005 44 494 99 |
|  | | | | | |
| LT 1SCNW | 0.3 | 0.1 | 15 | 1 | T005 44 497 99 |
|  | | | | | |
| LT 4X | 1.2 | 0.4 | 16.5 | 1 | T005 44 428 99 |
|  | | | | | |
| LT A | 1.6 | 0.7 | 13.0 | 1 | T005 44 440 99 |
|  | | | | | |
| LT ASL | 1.6 | 0.45 | 13.0 | 1 | T005 44 516 99 |
|  | | | | | |
| LT AX | 1.6 | 0.8 | 14.1 | 1 | T005 44 427 99 |
|  | | | | | |

| Model | A | B | C | PU | Order No. |
|---|-----|-----|------|----|----------------|
| LT B | 2.4 | 0.8 | 13.0 | 1 | T005 44 405 99 |
|  | | | | | |
| LT BX | 2.4 | 0.8 | 18.0 | 1 | T005 44 442 99 |
|  | | | | | |
| LT C | 3.2 | 0.8 | 13.0 | 1 | T005 44 407 99 |
|  | | | | | |
| LT D | 4.6 | 0.8 | 13.0 | 1 | T005 44 409 99 |
|  | | | | | |
| LT H | 0.8 | 0.4 | 13.0 | 1 | T005 44 437 99 |
|  | | | | | |
| LT HX | 0.8 | 0.4 | 18.0 | 1 | T005 44 420 99 |
|  | | | | | |








| Model | A | B | C | PU | Order No. |
|---|-----|-----|----|----|----------------|
| LT K | 1.2 | 0.4 | 20 | 1 | T005 44 438 99 |
|  | | | | | |
| LT L | 2.0 | 1.0 | 20 | 1 | T005 44 414 99 |
|  | | | | | |





| Model | A | B | C | PU | Order No. |
|---|-----|-----|----|----|----------------|
| LT M | 3.2 | 1.2 | 20 | 1 | T005 44 415 99 |
|  | | | | | |

Round



A = Width mm
 B = Thickness mm
 C = Length mm

| Model | A | B | C | PU | Order No. |
|---|------|---|------|----|----------------|
| LT 1 | 0.25 | | 13.0 | 1 | T005 44 435 99 |
|  | | | | | |
| LT 1A | 0.5 | | 13.0 | 1 | T005 44 489 99 |
|  | | | | | |
| LT 1S | 0.2 | | 15 | 1 | T005 44 436 99 |
|  | | | | | |
| LT 1SA | 0.5 | | 15 | 1 | T005 44 488 99 |
|  | | | | | |
| LT 1SLX 30° | 0.4 | | 22 | 1 | T005 44 426 99 |
|  | | | | | |

| Model | A | B | C | PU | Order No. |
|---|-----|---|------|----|----------------|
| LT 1SNW | 0.1 | | 15 | 1 | T005 44 496 99 |
|  | | | | | |
| LT 1X 30° | 0.4 | | 13.0 | 1 | T005 44 425 99 |
|  | | | | | |
| LT AS | 1.6 | | 13.0 | 1 | T005 44 404 99 |
|  | | | | | |
| LT CS | 3.2 | | 13.0 | 1 | T005 44 411 99 |
|  | | | | | |

Soldering Stations

Soldering iron and safety rest

Soldering tips and nozzles

Preheating plates

Soldering baths

Circuit board holder

Solder feeder

Hot air heating gun

Temperature measuring





Accessories






Bevel Cut



A = Width mm
B = Thickness mm
C = Length mm




| Model | A | B | C | PU | Order No. |
|---|-----|---|----|----|----------------|
| LT 22CP | 2.0 | | 20 | 1 | T005 44 408 73 |
|  | | | | | |
| LT 33CP | 3.0 | | 20 | 1 | T005 44 408 77 |
|  | | | | | |
| LT 4 | 1.2 | | 15 | 1 | T005 44 439 99 |
|  | | | | | |
| LT BB 60 | 2.4 | | 17 | 1 | T005 44 444 99 |
|  | | | | | |



| Model | A | B | C | PU | Order No. |
|---|-----|---|------|----|----------------|
| LT CC 60 | 3.2 | | 17 | 1 | T005 44 445 99 |
|  | | | | | |
| LT DD 45 | 4 | | 20 | 1 | T005 44 478 99 |
|  | | | | | |
| LT F | 1.2 | | 13.0 | 1 | T005 44 408 99 |
|  | | | | | |

Conical



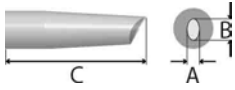
A = Width mm
B = Thickness mm
C = Length mm

| Model | A | B | C | PU | Order No. |
|---|-----|---|----|----|----------------|
| LT 1L | 0.2 | | 26 | 1 | T005 44 423 99 |
|  | | | | | |
| LT 1LNW | 0.1 | | 26 | 1 | T005 44 498 99 |
|  | | | | | |
| LT 1LX | 0.2 | | 26 | 1 | T005 44 424 99 |
|  | | | | | |

| Model | A | B | C | PU | Order No. |
|---|-----|---|------|----|----------------|
| LT S | 0.4 | | 20 | 1 | T005 44 406 99 |
|  | | | | | |
| LT T | 0.6 | | 13.0 | 1 | T005 44 482 99 |
|  | | | | | |



Gullwing



A = Width mm
B = Thickness mm
C = Length mm

| Model | A | B | C | PU | Order No. |
|---------------|-----|-----|----|----|----------------|
| LT GW1 | 1.4 | 2.2 | 18 | 1 | T005 44 410 99 |



| Model | A | B | C | PU | Order No. |
|---------------|-----|-----|----|----|----------------|
| LT GW2 | 3.5 | 4.8 | 18 | 1 | T005 44 511 99 |



Knife



A = Width mm
B = Thickness mm
C = Length mm

| Model | A | B | C | PU | Order No. |
|--------------|-----|---|----|----|----------------|
| LT KN | 2.0 | | 17 | 1 | T005 44 479 99 |



| Model | A | B | C | PU | Order No. |
|--------------------|-----|---|----|----|----------------|
| LT KN5L 45° | 2.0 | | 17 | 1 | T005 44 519 99 |



LTR Soldering tips

- Solid copper plated with Iron for maximum durability and long life
- Nickel and Chromium - Non-wetting area behind the working surface
- Designed to provide maximum heat transfer from the heater to the tip
- Individually bagged

Chisel shape



A = Width mm
B = Thickness mm
C = Length mm

| Model | A | B | C | PU | Order No. |
|--------------|-----|-----|----|----|----------------|
| LTR A | 1.6 | 0.7 | 18 | 1 | T005 44 441 99 |





XT Soldering tips

- XT Series Tips for WXP 120/ WP 120 Soldering Pencils
- Most difficult, high mass soldering jobs
- Maximum power and response for top performance
- Optimal balance between power, control and running costs with wide range of tips
- Highest quality soldering standard for widest range of applications.






Power Response XT





Chisel shape



A = Width mm
B = Thickness mm
C = Length mm

| Model | A | B | C | PU | Order No. |
|---|-----|------|------|----|----------------|
| XT A | 1.6 | 0.7 | 37 | 1 | T005 44 703 99 |
|  | | | | | |
| XT AL | 1.6 | 1.0 | 40 | 1 | T005 44 701 99 |
|  | | | | | |
| XT B | 2.4 | 0.8 | 36 | 1 | T005 44 704 99 |
|  | | | | | |
| XT BSC | 2.5 | 0.8 | 36.3 | 1 | T005 44 738 99 |
|  | | | | | |
| XT BSL | 2.4 | 0.45 | 36 | 1 | T005 44 741 99 |
|  | | | | | |

| Model | A | B | C | PU | Order No. |
|---|-----|------|----|----|----------------|
| XT BX 30° | 2.4 | 0.8 | | 1 | T005 44 744 99 |
|  | | | | | |
| XT C | 3.2 | 0.8 | 36 | 1 | T005 44 705 99 |
|  | | | | | |
| XT CSL | 3.2 | 0.45 | 36 | 1 | T005 44 742 99 |
| XT D | 4.6 | 0.8 | 35 | 1 | T005 44 706 99 |
| XT DL | 4.6 | 0.8 | 40 | 1 | T005 44 736 99 |
| XT D 45° | | | 37 | 1 | T005 44 721 99 |
| XT E | 5.9 | 1.2 | 35 | 1 | T005 44 707 99 |
| XT H | 0.8 | 0.4 | 37 | 1 | T005 44 713 99 |
| XT HX | 0.8 | 0.4 | | 1 | T005 44 737 99 |
| XT M | 3.2 | 1.2 | 40 | 1 | T005 44 702 99 |
| XT MX | 3.2 | 0.8 | | 1 | T005 44 745 99 |



Round



A = Width mm
B = Thickness mm
C = Length mm

| Model | A | B | C | PU | Order No. |
|--------------|-----|---|----|----|----------------|
| XT BS | 2.4 | | 37 | 1 | T005 44 715 99 |



| Model | A | B | C | PU | Order No. |
|--------------|-----|---|----|----|----------------|
| XT CS | 3.2 | | 37 | 1 | T005 44 716 99 |
| XT DS | 5.0 | | 35 | 1 | T005 44 717 99 |



Bevel Cut



A = Width mm
B = Thickness mm
C = Length mm

| Model | A | B | C | PU | Order No. |
|------------------|-----|---|----|----|----------------|
| XT AA 60° | 1.6 | | 37 | 1 | T005 44 708 99 |
| XT BB 45° | 2.4 | | 37 | 1 | T005 44 709 99 |
| XT CC 45° | 3.2 | | 37 | 1 | T005 44 710 99 |



| Model | A | B | C | PU | Order No. |
|-----------------|-----|---|------|----|----------------|
| XT DDH45 | 4 | | 40.5 | 1 | T005 44 730 99 |
| XT F 30° | 1.2 | | 37 | 1 | T005 44 718 99 |



Conical




A = Width mm
B = Thickness mm
C = Length mm

| Model | A | B | C | PU | Order No. |
|-------------|-----|---|----|----|----------------|
| XT O | 1.0 | | 37 | 1 | T005 44 714 99 |





Gullwing



A = Width mm
B = Thickness mm
C = Length mm

| Model | A | B | C | PU | Order No. |
|---------------|---|---|----|----|----------------|
| XT GW1 | | | 37 | 1 | T005 44 712 99 |



Knife



A = Width mm
B = Thickness mm
C = Length mm

| Model | A | B | C | PU | Order No. |
|--------------|-----|---|----|----|----------------|
| XT KN | 2.0 | | 45 | 1 | T005 44 711 99 |



External thread

A = Width mm
B = Thickness mm
C = Length mm

| Model | A | B | C | PU | Order No. |
|------------------------------------|----|---|----|----|----------------|
| XT External thread, refined | M4 | | 36 | 1 | T005 44 719 99 |



XTR Soldering tips

Chisel shape



A = Width mm
B = Thickness mm
C = Length mm

| Model | A | B | C | PU | Order No. |
|--------------|-----|-----|------|----|----------------|
| XTR A | 1.6 | 0.7 | 36.5 | 1 | T005 44 723 99 |
| XTR B | 2.4 | 0.8 | 36 | 1 | T005 44 724 99 |



| Model | A | B | C | PU | Order No. |
|--------------|-----|-----|------|----|----------------|
| XTR E | 5.9 | 1.2 | 34.5 | 1 | T005 44 727 99 |
| XTR M | 3.2 | 1.2 | 39.5 | 1 | T005 44 728 99 |





XHT Soldering tips

- XHT Series Tips for WXP 200 Soldering Pencil
- Most difficult, high mass soldering jobs
- Maximum power and response for top performance
- Optimal balance between power, control and running costs with wide range of tips
- Highest quality soldering standard for widest range of applications.

Power Response **XHT**



Chisel shape



A = Width mm
B = Thickness mm
C = Length mm

| Model | A | B | C | PU | Order No. |
|--------------|-----|-----|------|----|----------------|
| XHT C | 3.2 | 1.2 | 48.0 | 1 | T005 44 804 99 |
| | | | | | |
| XHT D | 5.0 | 1.2 | 48.0 | 1 | T005 44 801 99 |
| | | | | | |

| Model | A | B | C | PU | Order No. |
|--------------|-----|-----|------|----|----------------|
| XHT E | 7.6 | 1.5 | 48.0 | 1 | T005 44 802 99 |
| | | | | | |
| XHT F | 9.3 | 2.0 | 48.0 | 1 | T005 44 805 99 |
| | | | | | |



XNT Soldering tips






- XNT Series Tips for WXP 90/ WTP 90/ WXP 65/ WP 65 Soldering Pencils
- Most difficult, high mass soldering jobs
- Maximum power and response for top performance
- Optimal balance between power, control and running costs with wide range of tips
- Highest quality soldering standard for widest range of applications.

Power Response XNT









Chisel shape




| Model | A | B | C | PU | Order No. |
|---|-----|------|----|----|----------------|
| XNT 1SC | 0.4 | 0.15 | 27 | 1 | T005 44 862 99 |
|  | | | | | |
| XNT 1SCNW | 0.3 | 0.1 | 27 | 1 | T005 44 881 99 |
|  | | | | | |
| XNT A | 1.6 | 0.4 | 28 | 1 | T005 44 851 99 |
|  | | | | | |
| XNT AX | 1.6 | 0.8 | 28 | 1 | T005 44 864 99 |
|  | | | | | |
| XNT B | 2.4 | 0.8 | 27 | 1 | T005 44 857 99 |
|  | | | | | |

A = Width mm
B = Thickness mm
C = Length mm


| Model | A | B | C | PU | Order No. |
|---|-----|-----|------|----|----------------|
| XNT BX | 2.4 | 0.8 | 36.5 | 1 | T005 44 882 99 |
|  | | | | | |
| XNT C | 3.2 | 0.8 | 27 | 1 | T005 44 858 99 |
|  | | | | | |
| XNT D | 4.0 | 0.8 | 28 | 1 | T005 44 853 99 |
|  | | | | | |
| XNT H | 0.8 | 0.4 | 28 | 1 | T005 44 859 99 |
|  | | | | | |
| XNT HX 30° | 0.8 | 0.4 | 36.5 | 1 | T005 44 873 99 |
|  | | | | | |
| XNT K | 1.2 | 0.4 | 28 | 1 | T005 44 860 99 |
|  | | | | | |
| XNT L | 3.2 | 0.8 | 37.5 | 1 | T005 44 866 99 |
|  | | | | | |

Round



| Model | A | B | C | PU | Order No. |
|---|-----|---|------|----|----------------|
| XNT 1LX | 0.2 | | 42.8 | 1 | T005 44 872 99 |
|  | | | | | |

A = Width mm
B = Thickness mm
C = Length mm

| Model | A | B | C | PU | Order No. |
|---|-----|---|------|----|----------------|
| XNT 1S | 0.2 | | 28.5 | 1 | T005 44 852 99 |
|  | | | | | |



| Model | A | B | C | PU | Order No. |
|---------------|-----|---|----|----|----------------|
| XNT 1X | 0.4 | | 28 | 1 | T005 44 865 99 |



| Model | A | B | C | PU | Order No. |
|---------------|-----|-----|------|----|----------------|
| XNT CS | 3.2 | 0.8 | 37.5 | 1 | T005 44 870 99 |



Bevel Cut



A = Width mm
B = Thickness mm
C = Length mm

| Model | A | B | C | PU | Order No. |
|--------------|-----|---|------|----|----------------|
| XNT 4 | 1.2 | | 29.5 | 1 | T005 44 855 99 |



| Model | A | B | C | PU | Order No. |
|-------------------|-----|---|----|----|----------------|
| XNT BB 45° | 2.4 | | 28 | 1 | T005 44 885 99 |



| | | | | | |
|-------------------|-----|--|----|---|----------------|
| XNT AA 45° | 1.6 | | 28 | 1 | T005 44 884 99 |
|-------------------|-----|--|----|---|----------------|



| | | | | | |
|-------------------|-----|--|----|---|----------------|
| XNT CC 45° | 3.2 | | 28 | 1 | T005 44 886 99 |
|-------------------|-----|--|----|---|----------------|



Conical



A = Width mm
B = Thickness mm
C = Length mm

| Model | A | B | C | PU | Order No. |
|--------------|-----|---|----|----|----------------|
| XNT 1 | 0.5 | - | 27 | 1 | T005 44 850 99 |



| Model | A | B | C | PU | Order No. |
|--------------|-----|---|------|----|----------------|
| XNT S | 0.4 | - | 37.5 | 1 | T005 44 868 99 |



Knife



A = Width mm
B = Thickness mm
C = Length mm

| Model | A | B | C | PU | Order No. |
|---------------|-----|---|----|----|----------------|
| XNT KN | 2.0 | 4 | 33 | 1 | T005 44 863 99 |



Soldering Stations

Soldering iron and safety rest

Soldering tips and nozzles

Preheating plates

Soldering baths

Circuit board holder

Solder feeder

Hot air heating gun

Temperature measuring

Accessories













ET Soldering tips

Chisel shape



A = Width mm
B = Thickness mm
C = Length mm



| Model | A | B | C | PU | Order No. |
|---|-----|-----|------|----|-----------|
| ETA  | 1.6 | 0.7 | 34.5 | 10 | ETA |
| ETB  | 2.4 | 0.8 | 34.5 | 1 | ETB |
| ETC  | 3.2 | 0.8 | 34.5 | 1 | ETC |
| ETD  | 4.6 | 0.8 | 34.5 | 1 | ETD |
| ETH  | 0.8 | 0.4 | 34.5 | 1 | ETH |


| Model | A | B | C | PU | Order No. |
|---|-----|-----|------|----|-----------|
| ETL  | 2.0 | 1.0 | 43.5 | 1 | ETL |
| ETM  | 3.2 | 1.2 | 43.5 | 1 | ETM |
| ETR  | 1.6 | 0.7 | 34.5 | 1 | ETR |
| ETK  | 1.2 | 0.8 | 44 | 1 | ETK |
| ETS  | 1.2 | 0.8 | 34.5 | 1 | ETS |

Round



A = Width mm
B = Thickness mm
C = Length mm


| Model | A | B | C | PU | Order No. |
|---|-----|-----|------|----|-----------|
| ETAA Soldering Tip Chisel  | 4.6 | 0.8 | 34.5 | 1 | ETAA |
| ETCC  | 3.2 | | 34.5 | 1 | ETCC |

| Model | A | B | C | PU | Order No. |
|---|-----|---|------|----|-----------|
| ETP  | 0.8 | | 34.5 | 1 | ETP |

Conical



A = Width mm
B = Thickness mm
C = Length mm

| Model | A | B | C | PU | Order No. |
|---|-----|---|------|----|-----------|
| ETO  | 0.8 | | 43.5 | 1 | ETO |















CT5 Soldering tips

Chisel shape



A = Width mm
B = Thickness mm
C = Length mm

| Model | °C | A | B | PU | Order No. |
|---|-----|-----|---|----|---|
| CT5A7 | 370 | 1.6 | | 1 | CT5A7 |
|  | | | | |  |
| CT5A8 | | 1.6 | | 1 | CT5A8 |
|  | | | | |  |
| CT5C7 | 370 | 3.2 | | 1 | CT5C7 |
|  | | | | |  |









| Model | °C | A | B | PU | Order No. |
|---|-----|-----|---|----|---|
| CT5C8 | 425 | 3.2 | | 1 | CT5C8 |
|  | | | | |  |
| CT5D7 | 370 | 5.0 | | 1 | CT5D7 |
|  | | | | |  |
| CT5D8 | 425 | 5.0 | | 1 | CT5D8 |
|  | | | | |  |



CT6 Soldering tips

Chisel shape



A = Width mm
B = Thickness mm
C = Length mm

| Model | °C | A | B | PU | Order No. |
|---|-----|-----|---|----|---|
| CT6C7 | 370 | 3.2 | | 1 | CT6C7 |
|  | | | | |  |
| CT6C8 | 425 | 3.2 | | 1 | CT6C8 |
|  | | | | |  |
| CT6D7 | 370 | 5.0 | | 1 | CT6D7 |
|  | | | | |  |
| CT6D8 | 425 | 5.0 | | 1 | CT6D8 |
|  | | | | |  |

| Model | °C | A | B | PU | Order No. |
|---|-----|-----|---|----|---|
| CT6E8 | 425 | 7.0 | | 1 | CT6E8 |
|  | | | | |  |
















PT Soldering tips









Chisel shape




A = Width mm
B = Thickness mm
C = Length mm

| Model | A | B | C | Temperature °C | PU | Order No. |
|--|-----|-----|----|----------------|----|-----------|
| PTA6  | 1.6 | 0.7 | 33 | 310 | 1 | PTA6 |
| PTA7  | 1.6 | 0.7 | 33 | 370 | 1 | PTA7 |
| PTA8  | 1.6 | 0.7 | 33 | 425 | 1 | PTA8 |
| PTB6  | 2.4 | 0.8 | 33 | 310 | 1 | PTB6 |
| PTB8  | 2.4 | 0.8 | 33 | 425 | 1 | PTB8 |
| PTC7  | 3.2 | 0.8 | 33 | 370 | 1 | PTC7 |
| PTC8  | 3.2 | 0.8 | 33 | 425 | 1 | PTC8 |
| PTD7  | 4.6 | 0.8 | 33 | 370 | 1 | PTD7 |
| PTD8  | 4.6 | 0.8 | 33 | 425 | 1 | PTD8 |
| PTE8  | 5.6 | 1.2 | 33 | 425 | 1 | PTE8 |
| PTH6  | 0.8 | 0.4 | 35 | 310 | 1 | PTH6 |
| PTH7  | 0.8 | 0.4 | 35 | 370 | 1 | PTH7 |
| PTH8  | 0.8 | 0.4 | 35 | 425 | 1 | PTH8 |











| Model | A | B | C | Temperature °C | PU | Order No. |
|--|-----|-----|----|----------------|----|-----------|
| PTK6  | 1.2 | 0.4 | 42 | 310 | 1 | PTK6 |
| PTK7  | 1.2 | 0.4 | 42 | 370 | 1 | PTK7 |
| PTK8  | 1.2 | 0.4 | 42 | 425 | 1 | PTK8 |
| PTL7  | 2.0 | 1.0 | 42 | 370 | 1 | PTL7 |
| PTL8 | 2.0 | 1.0 | 42 | 425 | 1 | PTL8 |
| PTM7  | 3.2 | 1.2 | | 370 | 1 | PTM7 |
| PTM8  | 3.2 | 1.2 | | 425 | 1 | PTM8 |
| PTR7  | 1.6 | 0.7 | 33 | 370 | 1 | PTR7 |
| PTR8  | 1.6 | 0.7 | 33 | 425 | 1 | PTR8 |

Round



A = Width mm
B = Thickness mm
C = Length mm

| Model | A | B | C | Temperature °C | PU | Order No. |
|--|-----|---|------|----------------|----|-----------|
| PTAA7  | 1.6 | | 33 | 370 | 1 | PTAA7 |
| PTAA8  | 1.6 | | 33 | 425 | 1 | PTAA8 |
| PTBB7  | 2.4 | | 34.5 | 370 | 1 | PTBB7 |
| PTBB8  | 2.4 | | 34.5 | 425 | 1 | PTBB8 |
| PTCC7  | 3.2 | | 33 | 370 | 1 | PTCC7 |
| PTCC8  | 3.2 | | 33 | 425 | 1 | PTCC8 |
| PTF7  | 1.2 | | 33 | 370 | 1 | PTF7 |
| PTO7  | 0.8 | | 44 | 370 | 1 | PTO7 |

Soldering Stations

Soldering iron and safety rest

Soldering tips and nozzles

Preheating plates

Soldering baths

Circuit board holder

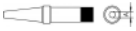

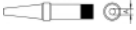
Solder feeder

Hot air heating gun

Temperature measuring

Accessories







| Model | A | B | C | Temperature °C | PU | Order No. |
|--|-----|---|----|----------------|----|-----------|
| PT08  | 0.8 | | 44 | 425 | 1 | PT08 |
| PTS7  | 0.4 | | 44 | 370 | 1 | PTS7 |
| PTS8  | 0.4 | | 44 | 425 | 1 | PTS8 |





NT Soldering tips

Chisel shape



A = Width mm
B = Thickness mm
C = Length mm



| Model | A | B | C | PU | Order No. |
|--|-----|------|-----|----|-----------|
| NT 1SC  | 0.4 | 0.15 | 8.5 | 1 | NT1SC |
| NT 6  | 1.6 | 0.7 | 11 | 1 | NT6 |
| NT A  | 1.6 | 0.4 | 9.5 | 1 | NTA |
| NT B  | 2.4 | 0.8 | 7.8 | 1 | NTB |

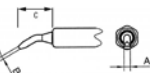

| Model | A | B | C | PU | Order No. |
|--|-----|-----|-----|----|-----------|
| NT C  | 3.2 | 0.8 | 8.5 | 1 | NTC |
| NT D  | 4 | 0.8 | 8.5 | 1 | NTD |
| NT H  | 0.8 | 0.4 | 8.4 | 1 | NTH |
| NT K  | 1.2 | 0.4 | 8.4 | 1 | NTK |

Round

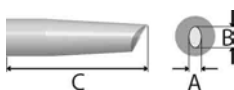


A = Width mm
B = Thickness mm
C = Length mm


| Model | A | B | C | PU | Order No. |
|---|------|---|-----|----|-----------|
| NT 1  | 0.5 | | 8.5 | 1 | NT1 |
| NT 1S  | 0.25 | | 10 | 1 | NT1S |

| Model | A | B | C | PU | Order No. |
|---|-----|---|-----|----|-----------|
| NT 1X  | 0.4 | | 8.6 | 1 | NT1X |
| NT 4  | 1.2 | | 9.9 | 1 | NT4 |

Solder deposit tip



A = Width mm
B = Thickness mm
C = Length mm

| Model | A | B | C | PU | Order No. |
|---|-----|---|------|----|-----------|
| NT GW  | 2.0 | 3 | 13.4 | 1 | NTGW |

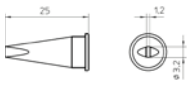
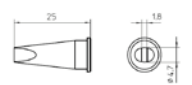
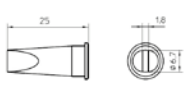





LHT Soldering tips

Chisel shape



A = Width mm
B = Thickness mm
C = Length mm

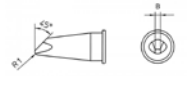
| Model | A | B | C | PU | Order No. |
|---|-----|-----|----|----|----------------|
| LHT C  | 3.2 | 1.2 | 25 | 1 | T005 44 455 99 |
| LHT D  | 4.7 | 1.8 | 25 | 1 | T005 44 452 99 |
| LHT E  | 6.7 | 1.8 | 25 | 1 | T005 44 451 99 |

| Model | A | B | C | PU | Order No. |
|--|-----|-----|----|----|----------------|
| LHT EX  | 7.0 | 2.0 | 38 | 1 | T005 44 461 99 |
| LHT F  | 9.3 | 1.8 | 25 | 1 | T005 44 450 99 |
| LHT FX  | 9.0 | 2.0 | 38 | 1 | T005 44 460 99 |

Bevel Cut



A = Width mm
B = Thickness mm
C = Length mm

| Model | A | B | C | PU | Order No. |
|---|---|-----|----|----|----------------|
| LHT D 45°  | | 1.8 | 25 | 1 | T005 44 456 99 |

Soldering Stations

Soldering iron and safety rest

Soldering tips and nozzles

Preheating plates

Soldering baths

Circuit board holder

Solder feeder

Hot air heating gun

Temperature measuring

Accessories

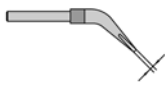
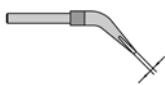
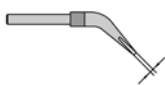


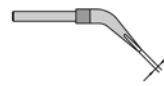
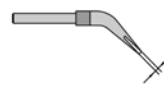
WTA Soldering tips

Chisel shape



A = Width mm
B = Thickness mm
C = Length mm











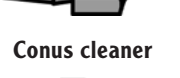

| Model | A | B | C | PU | Order No. |
|---|-----|-----|---|----|----------------|
| WTA 1  | 1.0 | 0.5 | | 1 | T005 44 141 99 |
| WTA 2  | 3.0 | 0.5 | | 1 | T005 44 146 99 |
| WTA 3  | 6.0 | 0.5 | | 1 | T005 44 147 99 |

| Model | A | B | C | PU | Order No. |
|--|------|-----|---|----|----------------|
| WTA 4  | 12.5 | 0.5 | | 1 | T005 44 143 99 |
| WTA 5  | 18.5 | 0.5 | | 1 | T005 44 144 99 |








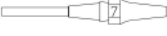







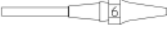


Desoldering Nozzle series

DX Desoldering nozzles with threadless fixture system for DSX 80 and DXV 80

| Model | Description | Outer diameter | Inner diameter | Nozzle length | PU | Order no. |
|---|-----------------------------------|----------------|----------------|---------------|----|-----------------|
| DX 110  | Suction nozzle | 1.9 | 0.7 | 25 | 1 | T005 13 140 99 |
| DX 111  | Suction nozzle | 2.5 | 0.7 | 25 | 1 | T005 13 141 99 |
| DX 112  | Suction nozzle | 2.3 | 1.0 | 25 | 1 | T005 13 142 99 |
| DX 113  | Suction nozzle | 2.5 | 1.2 | 25 | 1 | T005 13 143 99 |
| DX 114  | Suction nozzle | 3.3 | 1.8 | 25 | 1 | T005 13 144 99 |
| DX 115  | Suction nozzle | 1.9 | 0.7 | 29 | 1 | T005 13 145 99 |
| DX 116  | Suction nozzle | 2.7 | 1.2 | 29 | 1 | T005 13 146 99 |
| DX 117  | Suction nozzle | 2.9 | 1.5 | 25 | 1 | T005 13 147 99 |
| DX 118  | Suction nozzle | 1.5 | 0.7 | 23 | 1 | T005 13 148 99 |
| DX 119  | Suction nozzle | 1.1 | 0.7 | 33 | 1 | T005 13 151 99 |
| DX 120  | Suction nozzle | 2.5 | 1.1 | 22 | 1 | T005 13 152 99N |
| Conus cleaner  | Conus cleaner for DSX 80 / DXV 80 | - | - | - | 1 | T005 87 067 94N |



XDS Desoldering nozzles for DSX 120, WXDP 120, WXDV 120

| Model | Description | Outer diameter | Inner diameter | Nozzle length | PU | Order no. |
|--|--------------------|----------------|----------------|---------------|----|----------------|
| XDS 1  | Suction nozzle | 2.5 | 1.4 | 10.5 | 1 | T005 13 250 99 |
| XDS 2  | Suction nozzle | 5.3 | 3.0 | 10.5 | 1 | T005 13 251 99 |
| XDS 4  | Suction nozzle | 2.5 | 1.2 | 10.5 | 1 | T005 13 253 99 |
| XDS 5  | Suction nozzle | 3.3 | 1.8 | 10.5 | 1 | T005 13 254 99 |
| XDS 6  | Suction nozzle | 1.9 | 0.7 | 16.5 | 1 | T005 13 255 99 |
| XDS 7  | Desoldering nozzle | 2.7 | 1.2 | 16.5 | 1 | T005 13 256 99 |
| XDS 8  | Suction nozzle | 2.9 | 1.5 | 10.5 | 1 | T005 13 257 99 |
| XDS 9  | Measuring nozzle | 1.5 | 0.55 | 10.5 | 1 | T005 13 258 99 |
| XDSL 1  | Suction nozzle | 2.5 | 1.4 | 10.5 | 1 | T005 13 259 99 |
| XDSL 2  | Suction nozzle | 5.3 | 3.0 | 10.5 | 1 | T005 13 260 99 |
| XDSL 3  | Suction nozzle | 2.3 | 1.0 | 10.5 | 1 | T005 13 261 99 |
| XDSL 4  | Suction nozzle | 2.5 | 1.2 | 10.5 | 1 | T005 13 262 99 |
| XDSL 5  | Suction nozzle | 3.3 | 1.8 | 10.5 | 1 | T005 13 263 99 |
| XDSL 6  | Suction nozzle | 1.9 | 0.7 | 16.5 | 1 | T005 13 264 99 |
| XDSL 7  | Suction nozzle | 2.7 | 1.2 | 16.5 | 1 | T005 13 265 99 |
| XDSL 8  | Suction nozzle | 2.9 | 1.5 | 10.5 | 1 | T005 13 266 99 |

Desoldering

| Model | Order No. |
|--|-----------------|
| Maintenance set for WXDP/DSX 120  | T005 87 657 73N |



Hot air nozzles

TNR 25



Round nozzle, without vacuum

1

T005 87 687 42N

TNR 40



Round nozzle, without vacuum

1

T005 87 687 43N

TNR 70



Round nozzle, without vacuum

1

T005 87 687 44N

TNRB 17



Round nozzle, bent, without vacuum

1

T005 87 687 45N

TNRB 60



Round nozzle, bent, without vacuum

1

T005 87 687 46N

Soldering Stations

Soldering iron
and safety rest

Soldering tips
and nozzles

Preheating plates

Soldering baths

Circuit board holder

Solder feeder

Hot air heating gun

Temperature
measuring

Accessories



| Order No. | Description |
|-----------------|---|
| T005 87 687 47N | Adapter for nozzles from WHA 900 to be used with WTHA 1 |



| | | | | | | |
|------------|--|-------------|------|-----|---|-----------------|
| F02 | | Flat nozzle | 8 | 1.5 | 1 | T005 87 277 74N |
| F04 | | Flat nozzle | 10.5 | 1.5 | 1 | T005 87 277 73N |
| F06 | | Flat nozzle | 12.0 | 1.5 | 1 | T005 87 277 72N |











| Model | Description | Diameter | Distance mm | Length mm | PU | Order no. |
|------------|-------------------------------|----------|-------------|-----------|----|-----------------|
| R02 | R02 Round nozzle | 0,8 mm | | 17 | 1 | T005 87 278 23 |
| R04 | R04 Round nozzle | 1,2 mm | | 17 | 1 | T005 87 278 21 |
| R06 | R06 Round nozzle | 3,0 mm | | 17 | 1 | T005 87 278 22 |
| R10 | R10 Round Nozzle Long | 2,0 mm | | 50 | 1 | T005 87 277 87N |
| R08 | R08 Round nozzle long bent | 2,0 mm | | 50 | 1 | T005 87 277 86N |
| FD2 | FD2 Dual nozzle | 1,5 mm | 8 mm | | 1 | T005 87 277 76 |
| FD4 | FD4 Dual nozzle | 1,5 mm | 10 mm | | 1 | T005 87 277 75 |



2 sides heated (Type D, Length X =heated side)

| Model | Description | Length mm | Width | PU | Order no. |
|---|--|-----------|-------|----|-----------------|
| D04   D04 | Hot Air Nozzle, Two Sides Heated, with pre-heating plate | 10.5 | 10.5 | 1 | T005 87 277 79N |
| D06   D06 | Hot Air Nozzle, Two Sides Heated, with pre-heating plate | 13.0 | 10.0 | 1 | T005 87 277 82N |
| D08   D08 | Hot Air Nozzle, Two Sides Heated, with pre-heating plate | 15 | 10.0 | 1 | T005 87 277 81N |
| D10   D10 | Hot Air Nozzle, Two Sides Heated, with pre-heating plate | 18 | 10.0 | 1 | T005 87 277 84N |

4 sides heated (Type Q)

| Model | Description | Length mm | Width | PU | Order no. |
|---|--|-----------|-------|----|-----------------|
| Q02   Q02 | Hot air nozzle, 4 sides heated | 6.0 | 6.5 | 1 | T005 87 277 77N |
| Q04   Q04 | Hot air nozzle, 4 sides heated | 6.0 | 9.0 | 1 | T005 87 277 78N |
| Q06   Q06 | Hot air nozzle, 4 sides heated, with pre-heating plate | 15 | 10.0 | 1 | T005 87 277 80N |
| Q08   Q08 | Hot air nozzle, 4 sides heated, with pre-heating plate | 12.5 | 15 | 1 | T005 87 277 83N |
| Q10   Q10 | Hot air nozzle, 4 sides heated, with pre-heating plate | 18 | 18.0 | 1 | T005 87 277 85N |

Soldering Stations

Soldering iron and safety rest

Soldering tips and nozzles

Preheating plates

Soldering baths

Circuit board holder

Solder feeder

Hot air heating gun






Temperature measuring

Accessories







Hot air nozzles for HAP 3000 (WHA 3000P / V), HAP 2 (WHA 2000) and HAP 3 (WHA 700, WHA 300)

Round nozzle

| | | | | |
|--|-----------------------------------|--------------|---|-----------------|
| NR04  | Round nozzle, without vacuum | 2,5 mm | 1 | T005 87 368 81N |
| NR05  | Round nozzle, without vacuum | 4,0 mm | 1 | T005 87 368 67N |
| NR10  | Round nozzle, without vacuum | 7,0 mm | 1 | T005 87 368 70N |
| NR02  | Round nozzle, without vacuum | 1,7 mm x 45° | 1 | T005 87 368 82N |
| DR05  | Dual nozzle round, without vacuum | 2 x 2,5 | 1 | T005 87 368 83N |



















2 sides heated (type ND, Width X = heated side)

| Model | Description | Length mm | Width | PU | Order no. |
|--|--------------------------------|-----------|-------|----|-----------------|
| ND05  | Hot air nozzle, 2 sides heated | 10.7 | 10.7 | 1 | T005 87 368 43N |
| ND10  | Hot air nozzle, 2 sides heated | 14 | 10.0 | 1 | T005 87 368 42N |
| ND15  | Hot air nozzle, 2 sides heated | 19 | 12.0 | 1 | T005 87 368 41N |
| ND20  | Hot air nozzle, 2 sides heated | 21.5 | 14.8 | 1 | T005 87 368 40N |

Four sides heated (Type NQ)

| Model | Description | Length mm | Width | PU | Order no. |
|--|-----------------------------------|-----------|-------|----|-----------------|
| NQ05  | Hot air nozzle, four sides heated | 10.7 | 10.7 | 1 | T005 87 368 39N |
| NQ15  | Hot air nozzle, four sides heated | 14.5 | 10.0 | 1 | T005 87 368 38N |



| Model | Description | Length mm | Width | PU | Order no. |
|--|-----------------------------------|-----------|-------|----|-----------------|
| NQ10   NQ10 | Hot air nozzle, four sides heated | 14.8 | 14.8 | 1 | T005 87 368 18N |
| NQ20   NQ20 | Hot air nozzle, four sides heated | 15.5 | 13.0 | 1 | T005 87 368 37N |
| NQ25   NQ25 | Hot air nozzle, four sides heated | 18 | 18.0 | 1 | T005 87 368 14N |
| NQ30   NQ30 | Hot air nozzle, four sides heated | 17.5 | 23.5 | 1 | T005 87 507 21N |
| NQ35   NQ35 | Hot air nozzle, four sides heated | 20.5 | 20.5 | 1 | T005 87 368 07N |
| NQ | Hot air nozzle, four sides heated | 24 | 12.0 | 1 | T005 87 368 80N |
| NQ40   NQ40 | Hot air nozzle, four sides heated | 26 | 26.0 | 1 | T005 87 368 04N |
| NQ45   NQ45 | Hot air nozzle, four sides heated | 31.3 | 31.3 | 1 | T005 87 368 33N |
| NQ50   NQ50 | Hot air nozzle, four sides heated | 36 | 36.0 | 1 | T005 87 368 91N |
| NQ55   NQ55 | Hot air nozzle, four sides heated | 43.0 | 43.0 | 1 | T005 87 368 90N |

Soldering Stations

Soldering iron and safety rest

Soldering tips and nozzles

Preheating plates

Soldering baths

Circuit board holder

Solder feeder

Hot air heating gun

Temperature measuring

Accessories



Multi rest



| Order No. | Description |
|-----------------|---|
| T005 15 048 99N | Depositing rack for NR, ND, NQ Hot Air Nozzles for WHA 3000V and WHA 3000P (max. 6 nozzles) |

Hot air nozzles for WQB

| Model | inside | outside | PU | Order No. |
|---------------------------------|----------------|----------------|----|-------------|
| Hot air nozzle 8,5 x 8,5 mm | 8,5 x 8,5 mm | 9,5 x 9,5 mm | 1 | T0058747945 |
| Hot air nozzle 10,0 x 10,0 mm | 10,0 x 10,0 mm | 11,0 x 11,0 mm | 1 | T0058754967 |
| Hot air nozzle 12,0 x 12,0 mm | 12,0 x 12,0 mm | 13,0 x 13,0 mm | 1 | T0058747848 |
| Hot air nozzle 13,5 x 13,5 mm | 13,5 x 13,5 mm | 14,3 x 14,3 mm | 1 | T0058747904 |
| Hot air nozzle 15,0 x 11,0 mm | 15,0 x 11,0 mm | 16,0 x 12,0 mm | 1 | T0058747893 |
| Hot air nozzle 18,0 x 18,0 mm | 18,0 x 18,0 mm | 20,0 x 20,0 mm | 1 | T0058747833 |
| Hot air nozzle 25, 0 x 25, 0 mm | 25,0 x 25,0 mm | 27,0 x 27,0 mm | 1 | T0058747764 |
| Hot air nozzle 27,0 x 27,0 mm | 27,0 x 27,0 mm | 29,0 x 29,0 mm | 1 | T0058747850 |
| Hot air nozzle 29,0 x 21,0 mm | 29,0 x 21,0 mm | 31,0 x 23,0 mm | 1 | T0058755792 |
| Hot air nozzle 37,0 x 37,0 mm | 37,0 x 37,0 mm | 39,0 x 39,0 mm | 1 | T0058747753 |
| Hot air nozzle 42,0 x 8,0 mm | 42,0 x 8,0 mm | 50,0 x 10,0 mm | 1 | T0058755780 |
| Hot air nozzle 45,0 x 11,0 mm | 45,0 x 11,0 mm | 47,0 x 13,0 mm | 1 | T0058754903 |
| Hot air nozzle 49,0 x 49,0 mm | 49,0 x 49,0 mm | 51,0 x 51,0 mm | 1 | T0058747941 |
| Hot air nozzle 57,0 x 18,5 mm | 57,0 x 18,5 mm | 59,0 x 20,0 mm | 1 | T0058747985 |




WRK Reflowset

WRK Reflowset

Reflow system for SMD components with external hot air - works with desoldering station WR 3M.

Order No. T005 15 155 99N

- Accessory for 200 W Hot air station
- Reflow system with vacuum pick-up
- For desoldering of SMD components 30 x 30 mm



Scope of supply

| Order No. | Model | Description |
|----------------|------------------|-------------------------------|
| T005 87 617 03 | Tripod Pick-up | Tripod Pick-up |
| T005 87 617 08 | Pick-up 4,5 mm | Vacuum Pick-up 4,5 mm |
| T005 87 617 09 | Pick-up 10 mm | Vacuum Pick-up 10 mm |
| T005 87 617 10 | Reflow housing | Reflow housing 33 x 33 mm |
| T005 87 617 11 | Reflow housing | Reflow housing 27 x 27 mm |
| T005 87 617 12 | Reflow housing | Reflow housing 24 x 24 mm |
| T005 87 617 13 | Reflow housing | Reflow housing 20 x 20 mm |
| T005 87 617 14 | Reflow housing | Reflow housing 18 x 18 mm |
| T005 87 617 15 | Reflow housing | Reflow housing 15,5 x 15,5 mm |
| T005 87 617 16 | Reflow housing | Reflow housing 12,5 x 12,5 mm |
| T005 87 617 17 | Reflow housing | Reflow housing 10 x 10 mm |
| T005 87 617 25 | Rack for nozzles | Depositing rack for nozzles |

Accessories


| Order No. | Model | Description |
|-----------------|---------------------------|---|
| T005 15 154 99N | Rack for Nozzles | WRK Depositing rack for Nozzles |
| T005 87 137 98 | Vacuum insert Ø 10 mm | Vacuum insert Ø 10 mm |
| T005 87 137 99 | Vacuum insert Ø 4,5 mm | Vacuum insert Ø 4,5 mm |
| T005 87 617 30N | WRK Set, 24 x 24 mm | Reflow housing set 24 x 24 mm, 27 x 27 mm |
| T005 87 617 31N | WRK Set, 20 x 20 mm | Reflow housing set 20 x 20 mm, 27 x 27 mm |
| T005 87 617 32N | WRK Set, 10 x 10 mm | Reflow housing set 10 x 10 mm, 12,5 x 12,5 mm, 15,5 x 15,5 mm, 18 x 18 mm |



WRK Set, 24 x 24 mm

Reflow housing set 24 x 24 mm, 27 x 27 mm

Order No. T005 87 617 30N



Scope of supply


| Order No. | Model | Description |
|-------------|--------------------------|---------------------------|
| 508826 | Compression spring | Compression spring |
| T0058713798 | Vacuum insert Ø 10 mm | Vacuum insert Ø 10 mm |
| T0058761709 | Pick-up 10 mm | Vacuum Pick-up 10 mm |
| T0058761711 | Reflow housing | Reflow housing 27 x 27 mm |
| T0058761712 | Reflow housing | Reflow housing 24 x 24 mm |
| T0058761724 | VAC-hose | VAC-hose, WVP-WRK |



WRK Set, 20 x 20 mm

Reflow housing set 20 x 20 mm, 27 x 27 mm

Order No. T005 87 617 31N



Scope of supply

| Order No. | Model | Description |
|-------------|--------------------------|---------------------------|
| 508826 | Compression spring | Compression spring |
| T0058713798 | Vacuum insert Ø 10 mm | Vacuum insert Ø 10 mm |
| T0058761709 | Pick-up 10 mm | Vacuum Pick-up 10 mm |
| T0058761711 | Reflow housing | Reflow housing 27 x 27 mm |
| T0058761713 | Reflow housing | Reflow housing 20 x 20 mm |
| T0058761724 | VAC-hose | VAC-hose, WVP-WRK |

Soldering Stations

Soldering iron
and safety restSoldering tips
and nozzles

Preheating plates

Soldering baths

Circuit board holder

Solder feeder

Hot air heating gun

Temperature
measuring

Accessories



Preheating plates

Preheating plates are used to preheat circuit boards under repair to reduce the possibility of thermal damage and to reduce the heat requirement of the soldering tool for speeding up the repair process.



WHP 80 Preheating plate

Preheating plate 80 W, 24 V, 80 x 50 mm



Order No. T0052702899N

- WHP 80 24 V - 80 Watt temperature controlled preheat plate
- Accessory for WT1, WT1H, WT2M, WD1, WD2, WD1M and WD2M soldering stations and WR rework units
- For preheating of electronic components and single sided PC board assemblies
- Compatible with lead free solders
- Precision temperature control / 150° F - 400° F (50° C - 200° C)
- Heated surface - 80 W: Heating plate - 3.15" x 1.97" / 80 mm x 50 mm



| Scope of supply | Order No. | Model | Description |
|-----------------|-----------------|-------------------------|---|
| | T005 27 028 99N | WHP 80 Preheating plate | Preheating plate 80 W, 24 V, 80 x 50 mm |

| Accessories | Order No. | Model | Description |
|-------------|-----------------|---------|-----------------------------|
| | T005 32 786 99N | PUD 151 | Power Unit 150 W |
| | T005 34 156 99N | WD 1M | Power Unit 150 W (160 W) |
| | T005 34 346 99N | WT 1 | 1-Channel Power Unit, 95 W |
| | T005 34 356 99N | WT 1H | 1-Channel Power Unit, 150 W |



WXHP 120 Preheating plate

Preheating plate 120 W

120 W

WX
compatibleTRACEability
qualified

Order No. T0052702999N

- WXHP 120 24 V - 120 Watt temperature controlled preheat plate
- Accessory for WX series soldering stations and WXD / WXA desoldering and hot air stations
- For preheating of electronic components and single sided PC board assemblies
- Compatible with lead free solders
- Precision temperature control / 150° F - 400° F (50° C - 200° C)
- Heated surface -120 W: Heating plate - 3.15" x 1.97" / 80 mm x 50 mm



Scope of supply

| Order No. | Model | Description |
|-----------------|------------------------------|------------------------|
| T005 27 029 99N | WXHP 120 Preheating plate | Preheating plate 120 W |

WHP 200 Infrared preheating plate

Preheating plate 200 W, 230 V, 120 x 60 mm with easy fix board holder

200 W

WT
compatible

Order No. WHP200N

- WHP 200 - 120 V - 200 Watt Digital Preheating Plate
- For rework of single or dual sided PC board assemblies
- Short wave IR heater ramps up the temperature of the PC board assembly from below
- Precision temperature control / 150° F - 750° F (50° C - 400° C)
- Read and set temperatures are indicated digitally
- Heated surface - 200 W: Small heating plate - 4.72" x 2.36" / 120 mm x 60 mm



Scope of supply

| Order No. | Model | Description |
|-----------|--------------------------------------|---|
| WHP200 N | WHP 200 Infrared preheating plate | Preheating plate 200 W, 230 V, 120 x 60 mm with easy fix board holder |




WHP 1000 Preheating plate

Preheating plate 1000 W



Order No. WHP1000N

- WHP 1000 - 120 V - 850 Watt Digital Preheating Plate
- For rework of single sided PC board assemblies
- The heating plate ramps up the assembly from below using direct contact
- Precision temperature control / 150° F - 570° F (50° C - 300° C)
- Read and set temperatures are indicated digitally
- RS-232 Interface for connection to Weller hot air stations WHA 3000 or WX series soldering stations
- Heating surface 8.75" x 6.0" / 220 x 150 mm
- Thermocouple (Type K) input for temperature control at the component level



| Scope of supply | Order No. | Model | Description |
|-----------------|-----------|------------------------------|-------------------------|
| | WHP100 0N | WHP 1000 Preheating plate | Preheating plate 1000 W |



WHP 3000 Infrared preheating plate

Infrared preheating plate 600 W with Easy Fix board holder

600 W

WX
compatibleTRACEability
qualifiedWT
compatible

Order No. WHP3000N

- WHP 3000 - 120 V - 200 to 600 Watt Digital Preheating Plate
- For rework of single or dual sided PC board assemblies
- Short wave IR heaters ramp up the temperature of the PC board assembly from below
- Precision temperature control / 150° F - 750° F (50° C - 400° C)
- Read and set temperatures are indicated digitally
- RS-232 Interface for connection to Weller hot air stations WHA 3000 or WX series soldering stations
- Heated surface - 200 W: Small heating plate
- 4.72" x 2.36" / 120 mm x 60 mm
- Heated surface - 600 W: Large heating plate
- 4.72" x 7.28" / 120 mm x 185 mm
- Thermocouple (Type K) input for temperature control at the component level



| Scope of supply | Order No. | Model | Description |
|-----------------|-----------|------------------------------------|--|
| | WHP300 0N | WHP 3000 Infrared preheating plate | Infrared preheating plate 600 W with Easy Fix board holder |

| Accessories | Order No. | Model | Description |
|-------------|-----------------|------------------------------------|---|
| | T005 31 190 99 | Thermoelement type K, Ø 0,5 mm | Thermoelement type K, Ø 0,5 mm |
| | T005 31 191 99 | RS 232 Interface cable | Interface cable RS 232, 2 m (78.74 in) for remote control or monitoring by PC (type 1:1) T005 87 359 09 |
| | T005 33 164 99N | WBH PCB board holder without stand | PCB board holder without stand |
| | T005 33 165 99N | WBHS PCB board holder with stand | PCB board holder with stand for WHA 3000P, WHA 3000V and WTHA 1 |
| | T005 87 578 75N | Board holder | Easy fix board holder |

Soldering Stations

Soldering iron and safety rest

Soldering tips and nozzles

Preheating plates

Soldering baths

Circuit board holder

Solder feeder

Hot air heating gun

Temperature measuring

Accessories



Soldering baths

Rework preparation tool e.g. for tin coating of wire ends and cleaning of leads and wires from excess and dirt. All soldering baths are suitable for lead free solder.




WSB 80 Soldering bath

Soldering bath 80 W, 24 V



Order No. T0052704099N

- WSB 80 Solder Bath 80 W - 24 V
- Accessory for WT series soldering stations and WR series rework stations
- For tin coating and preparation of small electronics components and leads
- Also used to clean excess solder from small component leads
- Precision temperature control / 150° F - 850° F / 50° C - 450° C
- Heated surface - 80 W: Soldering bath - Ø 0.8" x 0.98" D / Ø 20.3 mm x 24.9 mm D
- Compatible with lead free solders
- ESD safe



| Scope of supply | Order No. | Model | Description |
|-----------------|-----------------|-----------------------|---------------------------|
| | T005 27 040 99N | WSB 80 Soldering bath | Soldering bath 80 W, 24 V |



WSB 150 Soldering bath


Soldering bath 150 W, 24 V

150 W

WT
compatible

Order No. T0052704299N

- WSB 150 Soldering Bath 150 W - 24 V
- Accessory for WT series soldering stations and WR series rework stations
- For tin coating and preparation of electronics components and leads
- Also used to clean excess solder from component leads
- Precision temperature control / 150° F - 850° F / 50° C - 454° C
- Heated surface - 150 W: Soldering bath - 2.3" x 1.2" x 0.75" / 58 mm x 30 mm x 19 mm
- Compatible with lead free solders
- ESD safe



Scope of supply

| Order No. | Model | Description |
|-----------------|------------------------|----------------------------|
| T005 27 042 99N | WSB 150 Soldering bath | Soldering bath 150 W, 24 V |

WXSB 200 Soldering bath

Soldering bath 200 W, 24 V

200 W

WX
compatibleCEat
compatible

Order No. T0052704399N

- WXSB 200 Soldering bath 200 W - 24 V
- Accessory for WX / WXD and WXA series soldering, desoldering and hot air stations
- For tin coating and preparation of electronics components and leads
- Also used to clean excess solder from component leads
- Precision temperature control / 200° F - 930° F / 100° C - 500° C
- Heated surface - 200 W: Soldering bath - 2.3" x 1.2" x 0.75" / 58 mm x 30 mm x 19 mm
- Compatible with lead free solders
- ESD safe



Scope of supply


| Order No. | Model | Description |
|-----------------|-------------------------|----------------------------|
| T005 27 043 99N | WXSB 200 Soldering bath | Soldering bath 200 W, 24 V |





Circuit board holder

WBHS circuit board holder with a pivoting stand for the hot air pencil. Circuit boards up to 310 x 320 mm can be accommodated. The circuit board holder ensures that the hot-air pencil is vertical to the printed circuit board under repair and the pivoting stand allows the hot-air pencil to be raised and lowered precisely onto the component being reworked.



WBHS PCB board holder with stand

PCB board holder with stand for WHA 3000P, WHA 3000V and WTHA 1



Order No. T0053316599N

- Max. size 310 x 320 mm
- Board positioning in X and Y directions
- For single and double-sided boards
- Stand to mount HAP 3000 or WTHA 1 hot-air pencil
- WHP 3000 preheating plate could be fitted under the board holder



| Scope of supply | Order No. | Model | Description |
|-----------------|--------------|----------------------------------|---|
| | T0053316599N | WBHS PCB board holder with stand | PCB board holder with stand for WHA 3000P, WHA 3000V and WTHA 1 |

Soldering Stations

Soldering iron and safety rest

Soldering tips and nozzles

Preheating plates

Soldering baths

Circuit board holder

Solder feeder

Hot air heating gun

Temperature measuring

Accessories



WBH PCB board holder without stand

PCB board holder without stand



Order No. T0053316499N

- For retaining and securing the circuit boards under repair.
- Same as WBHS but without stand



| Scope of supply | Order No. | Model | Description |
|-----------------|--------------|------------------------------------|--------------------------------|
| | T0053316499N | WBH PCB board holder without stand | PCB board holder without stand |

ESF120

Antistatic PCB board holder



Order No. T0051502699N

- Max. size 160 x 235 mm
- Rotates through 360° in increments of 15°
- Spring clamp
- Cushioned arm for component fixing



| Scope of supply | Order No. | Model | Description |
|-----------------|--------------|--------|-----------------------------|
| | T0051502699N | ESF120 | Antistatic PCB board holder |



WBH 2 PCB board holder

Board holder without stand

Order No. T0053316799

- Max. size 310 x 320 mm



| Scope of supply | Order No. | Model | Description |
|-----------------|-------------|------------------------|----------------------------|
| | T0053316799 | WBH 2 PCB board holder | Board holder without stand |

Soldering Stations

Soldering iron and safety rest

Soldering tips and nozzles

Preheating plates

Soldering baths

Circuit board holder

Solder feeder

Hot air heating gun

Temperature measuring

Accessories





WTSF Flowing Smart

SINGLE-HANDED SOLDERING

A choice of a pulse or timer mode which accurately controls the method of delivery of the solder that reaches the solder tip.

Efficient one-handed soldering.

Precise solder-feeding system for highest productivity.



WTSF 80

Solder Feeder System 80 W

80 W (86 W)



Silver Line



LT



Order No. T0051390699

- For solder wire from \varnothing 0.5 mm bis 1.0 mm
- Precise operation for highest quality work
- Nonstick coating inside solder feed tube (no flux adhesion; save on maintenance costs)
- Integrated start / stop / standby functions conserves energy and extends the service life of the unit
- Amount of solder can be pre-set for efficient use. Feed motion is adjustable from 1 mm/s to 27.5 mm/s (0.04 in./s to 1.08 in./s)
- Pulse mode: a defined amount of solder is applied each time the finger switch is pressed (LED on), Normal mode: the solder wire is continuously delivered as long as the switch is pressed (LED off)
- Compatible with Weller WT1, WD1, WD1M, WR2, and WR3M soldering and rework base stations (sold separately)



| Scope of supply | Order No. | Model | Description |
|-----------------|-----------------|------------------------------|---|
| | T005 13 906 99 | WTSF 80 | Solder Feeder System 80 W |
| | T005 13 914 99 | WTSF / WXS F Power Supply | Power supply for WTSF 80, WTSF 120, WXS F 120 |
| | T005 15 027 99N | KH 27 | Safety rest with cleaning sponge for HAP 1, WSP 150 |
| | T005 44 405 99 | LT B | Soldering tip, chisel, \varnothing 2,4 x 0,8 mm |
| Accessories | Order No. | Model | Description |
| | T005 13 949 99 | Replacement pipe 1 WTSF | for WTSF FlowinSmart, 0,5mm |

WTSF 120

Solder Feeder System 120 W

120W (126W) **WT compatible** **Power Response** **XT**



Order No. T0051390799

- Efficient, single-handed soldering
- Nonstick coating inside solder feed tube (no flux adhesion; save on maintenance costs)
- Integrated start / stop / standby functions conserves energy and extends the service life of the unit
- Compatible with Weller WT1H, WT2M, WT2M, WD 1M, WR 2, WR 3M rework station (sold separately)
- Timer mode: a defined amount of solder is applied time the finger switch is pressed (LED on)
- Pulse mode: the solder wire is continuously delivered as long as the switch is pressed (LED off)
- Compatible with Weller WD1M, WR2, WR3M and WT soldering and rework base stations (sold separately)
- Compatible with 0.5mm, 0.8mm, and 1.0 mm solder wire diameters
- Consists of WTSF120 solder feeder unit, XTB (2.4 mm) soldering tip, 120W soldering iron with integrated solder feeder



| Scope of supply | Order No. | Model | Description |
|-----------------|-----------------|--------------------------|---|
| | T005 13 907 99 | WTSF 120 | Solder Feeder System 120 W |
| | T005 13 914 99 | WTSF / WXSf Power Supply | Power supply for WTSF 80, WTSF 120, WXSf 120 |
| | T005 15 027 99N | KH 27 | Safety rest with cleaning sponge for HAP 1, WSP 150 |

| Accessories | Order No. | Model | Description |
|-------------|----------------|-------------------------|-----------------------------|
| | T005 13 949 99 | Replacement pipe 1 WTSF | for WTSF FlowinSmart, 0.5mm |



WXSF 120

Solder Feeder System 120 W

120W (126W)

WX
compatible

TRACEability
qualified

Power Response



XT



Order No. T0051391199

- Efficient, single-handed soldering
- Precise operation for highest quality work
- Nonstick coating inside solder feed tube (no flux adhesion; save on maintenance costs)
- Integrated start / stop / standby functions conserves energy and extends the service life of the unit
- Amount of solder can be pre-set for efficient use. Feed motion is adjustable from 1 mm/s to 27.5 mm/s (0.04 in./s to 1.08 in.s)
- Timer mode: a defined amount of solder is applied each time the finger switch is depressed (LED on)
- Pulse mode: the solder wire is continuously delivered as long as the switch is pressed (LED off)
- Compatible with Weller WX series soldering and rework base stations (sold separately)
- Compatible with 0.5mm, 0.8mm, and 1.0 mm solder wire diameters
- Consists of WXSF120 solder feeder unit, XTB (2.4 mm) soldering tip, 120W soldering iron with integrated solder feeder



Scope of supply

| Order No. | Model | Description |
|-----------------|--------------------------|---|
| T005 13 911 99 | WXSF 120 | Solder Feeder System 120 W |
| T005 13 914 99 | WTSF / WXSF Power Supply | Power supply for WTSF 80, WTSF 120, WXSF 120 |
| T005 15 027 99N | KH 27 | Safety rest with cleaning sponge for HAP 1, WSP 150 |

Accessories

| Order No. | Model | Description |
|----------------|-------------------------|-----------------------------|
| T005 13 949 99 | Replacement pipe 1 WTSF | for WTSF FlowinSmart, 0.5mm |

Soldering Stations

Soldering iron and safety rest

Soldering tips and nozzles

Preheating plates

Soldering baths

Circuit board holder

Solder feeder

Hot air heating gun

Temperature measuring

Accessories



Hot air heating gun

6966C HEAT GUN

Hot air heat gun 250 W / 110 V

250 W



Order No. 6966C

- Heavy duty heater and fan components for long service life
- Light weight for reduced operator fatigue
- Perfect for shrink tubing and vinyl/T.F.E., epoxy curing , drying, and cooling
- 3-way switch: Hi-Off-Cool
- 3 Wire grounded plug, 6' power cord



| Scope of supply | Order No. | Model | Description |
|-----------------|-----------|----------------|--------------------------------|
| | 6966C | 6966C HEAT GUN | Hot air heat gun 250 W / 110 V |

| Accessories | Order No. | Model | Description |
|-------------|-----------------|--------------------------------------|---|
| | | 6956 | |
| | 6965A | Rest for gun | Stand, Weller® Wire for 6966C Heat Gun |
| | T005 13 500 99N | Maintenance set DSX 80 / DXV 80 | Maintenance set for DSX 80 and DXV 80 |
| | T108 2 | 1082 REFLECTOR | |
| | T695 7 | Reflector | Reflector, Weller® Large 1 1/2", for 6966C Heat Gun |
| | T695 7 | Nozzle | |
| | T696 4 | Nozzle for Heat Gun 6966, spare part | Nozzle for Heat Gun 6966, spare part |



Temperature Measuring

Temperature measuring systems are used for independent and regular control, testing and monitoring of the soldering tip temperatures.

A constant check of the soldering tip temperature guarantees a constant quality of the soldering work and prevents faulty batches.

This is recommended especially for soldering systems without internal, automatic parameter controlling.

Sonde für WTT 1

Probe for WTT 1

Order No. T0052910999N

| Accessories | Order No. | Model | Description |
|-------------|-----------------|------------------------------------|------------------------------|
| | T005 31 246 99N | WTT 1 Temperature measuring system | Temperature measuring system |

Soldering Stations

Soldering iron and safety rest

Soldering tips and nozzles

Preheating plates

Soldering bathes

Circuit board holder

Solder feeder

Hot air heating gun

Temperature measuring


Accessories



Temperaturmessadapter

For connection to unit WCB 2 or all other temperature measure instruments with a type K sensor port.

Order No. T0051383299





USB Microscope



- Microscope with digital camera and USB interface
- Adjustable work stand
- Application software
- Magnification: 20X – 90X
- Sensor 1/3" Color CMOS
- Video frame rate: up to 30 Fps
- Illumination: 8 build-in Hightech LEDs
- LED on/off controlled by software
- Save file format: BMP, JPG, AVI
- Cable length: approx. 1,8 m



WLSK 200 Vakuum-Pen

Vacuum-Pen including Tip 3,2 mm x 9,5 mm

Order No. WLSK200



| Scope of supply | Order No. | Model | Description |
|-----------------|--------------|----------|-------------------------------------|
| | TWLSK200 T18 | WLSKT 18 | Replacement with tip, rubber 3,2 mm |
| | TWLSK200 T38 | WLSKT 38 | Replacement with tip, rubber 9,5 mm |

Soldering Stations

Soldering iron and safety rest

Soldering tips and nozzles

Preheating plates

Soldering bathes

Circuit board holder

Solder feeder

Hot air heating gun

Temperature measuring

Accessories



Manual desoldering pump

Manual desoldering pump

Order No. 7874B



- Antistatic housing
- Facilitates accurate printed circuit repair and cleaning
- May be used with soldering iron

| Accessories | Order No. | Model | Description |
|-------------|-----------|---------------------------|-------------|
| | 7875B | Replacement tip for 7874B | |



Accessories Cleaning

WDC Dry Cleaner

Dry cleaner for soldering tips with brass cleaning wool

Order No. T0051512499N

- Minimization of the erosion
- Double soldering tip lifetime



| Scope of supply | Order No. | Model | Description |
|-----------------|-----------------|-----------------|---|
| | T005 15 124 99N | WDC Dry Cleaner | Dry cleaner for soldering tips with brass cleaning wool |

WDC 2 Dry Cleaner

Dry Cleaner for WDH safety rests with brass cleaning wool

Order No. T0051512599

- doubles soldering tip life-time



| Scope of supply | Order No. | Model | Description |
|-----------------|----------------|-------------------|---|
| | T005 15 125 99 | WDC 2 Dry Cleaner | Dry Cleaner for WDH safety rests with brass cleaning wool |

Soldering Stations

Soldering iron and safety rest

Soldering tips and nozzles

Preheating plates

Soldering baths

Circuit board holder

Solder feeder

Hot air heating gun

Temperature measuring

Accessories



Brass cleaning wool

Brass cleaning wool for WDC Dry Cleaner (T0051512499) Replacement (2 pcs.)


Order No. T0051384099

Cleaning sponge

Cleaning sponge single-layer, 70 x 55 x 16 mm

Order No. T0052241999

- T0052241999 - Cleaning Sponge, Single-Layer
- Cleaning Sponge, Single-Layer
- 5 Sponges per pack
- Fits Weller WDH & WSR Series Soldering Tool Stands



| Scope of supply | Order No. | Model | Description |
|-----------------|----------------|-----------------|---|
| | T005 22 419 99 | Cleaning sponge | Cleaning sponge single-layer, 70 x 55 x 16 mm |



TC205

Cleaning sponge for WEP 70 safety rest

Order No. TC205

- TC205



| Scope of supply | Order No. | Model | Description |
|-----------------|-----------|-------|--|
| | TC205 | TC205 | Cleaning sponge for WEP 70 safety rest |

Sponge, 2 hole replacement

Cleaning sponge with 2 holes

Order No. T9904

- Replacement soldering tip cleaning sponge, 2 holes

Soldering Stations

Soldering iron and safety rest

Soldering tips and nozzles

Preheating plates

Soldering bathes

Circuit board holder

Solder feeder

Hot air heating gun

Temperature measuring

Accessories



WPB 1 Polishing Bar

Polishing Bar for removal of compacted oxidised films on soldering tips

Order No. WPB1

- Cleaning only possible in cold state of the soldering tip
- Use on cold tips only
- Removes oxidation and surface contamination from tips
- Re-tin tip immediately after use to prevent oxidation



| Scope of supply | Order No. | Model | Description |
|-----------------|-----------|---------------------|---|
| | WPB1 | WPB 1 Polishing Bar | Polishing Bar for removal of compacted oxidised films on soldering tips |

Tip Tinner

For regeneration of oxidized tips

Order No. T0051303199

- Cleaning only possible in hot state of the soldering tip
- lead free tip tinner



| Scope of supply | Order No. | Model | Description |
|-----------------|----------------|------------|-----------------------------------|
| | T005 13 031 99 | Tip Tinner | For regeneration of oxidized tips |



Filtration

FUME EXTRACTION SOLUTIONS

+ LOW NOISE

+ LOW ENERGY CONSUMPTION

+ LARGE FILTER SURFACE FOR LONGER FILTER LIFETIME



Volume extraction

More suitable for applications involving, for example hand soldering, solder baths, hot-air soldering, microsoldering as well as gluing and cleaning work. Weller offers various mobile systems that purify the air for up to 8 workstations.

- Large areas can be covered
- Low maintenance
- For 1 to up to 8 work places
- Extraction cabinets
- Remote control



Tip extraction

Weller FE (fume extraction) soldering irons have a smoke tube integrated into the handle. When soldering, the tube is positioned directly above the tip and collects any fumes produced. Fume extraction attachments can be retrofitted to non-fume extraction Weller soldering irons.

- Low investment per workstation
- Contaminants extraction right at the source
- Up to 20 soldering points with one system (max. 200 m apart)
- Ergonomic with easy access to workpiece
- Minimal air movement

 **MOBILE**



Filtration

Filtration

194 - 234

 **QUICK & EASY
INSTALLATION**

| | |
|---------------------------------|------------|
| Volume fume extraction | 198 |
| Exhaust hood | 213 |
| Easy-Click 60 Extraction Arms | 215 |
| Accessories for extraction arms | 219 |
| Accessories Volume Extraction | 220 |
| Tip extraction | 223 |
| Accessories | 227 |
| Spare Filters | 228 |
| Spare Filters | 231 |
| Compact filters MG 140 | 234 |

ZERO SMOG[®] and LASERLINE fume extraction solutions

WE CARE FOR YOUR ENVIRONMENT.

Why fume extraction?

Many work environments today, including soldering and adhesives applications, create particles and gases that can be harmful to the work place and the environment. To protect the operator, it is important to use an extraction system that is able to separate these particles and gases and then re-circulates the cleaned air back into the work place.

It is important to use the correct safety equipment to remove these hazardous substances. Inhaling fine particles is more dangerous than big particles that get caught more easily because they can block the alveoli in the lungs.

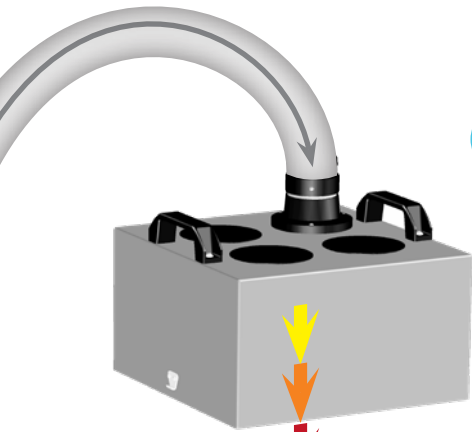


Why fume extraction?
See the video on
www.youtube.com/wellersoldering

Fine particles – A health hazard!

Protect your health and the health of your employees!
Particles and gases are hazardous to health. Fine particles can get into the lungs and cause allergies, asthma or cancer.

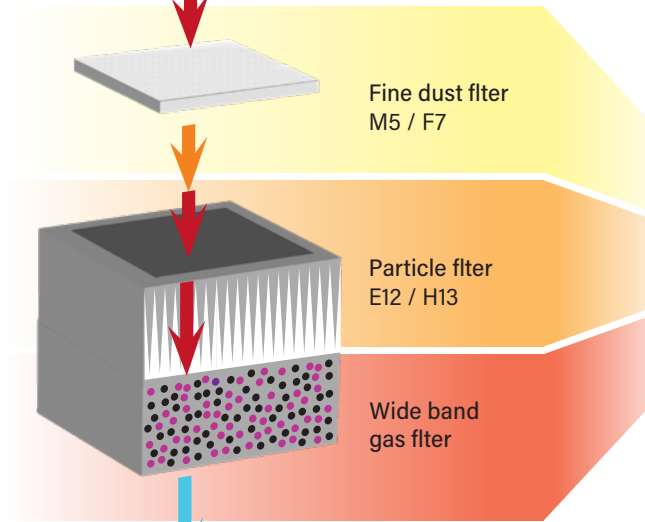




+ **SEPARATE FILTERS
LESS WEAR**

Up to four filters of different permeability separate out particles and gases that are hazardous to health.

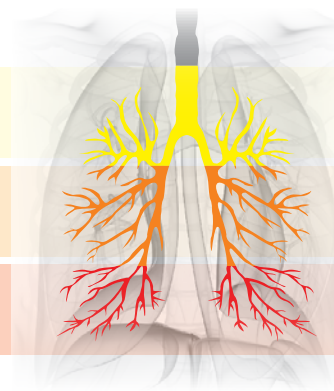
| Filter classification: | Recommended application |
|---------------------------------|--|
| In accordance with EN 1822:2009 | M5 For standard applications |
| | F7 For applications with high flux or dust content |
| | E12 / H13 For applications with high flux or dust content |
| | Gas For applications with fumes from adhesives and solvents |





Fine dust filter
M5 / F7

Particle filter
E12 / H13

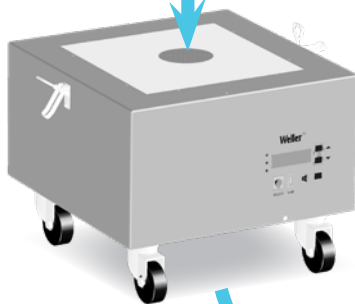
Wide band
gas filter



 Fibers, pollen 10 µm
Bacteria, pigments 5 µm

 Smog
Asbestos dust > 1 µm
Viruses > 0.5 µm

 Gas



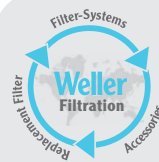
End product – clean air –
is re-circulated into
the workplace.

+ **SAVES ENERGY
AND REDUCES
ENERGY COSTS**

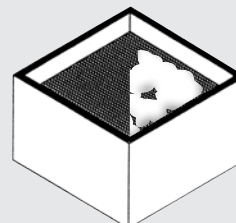


FINE DUST ACCUMULATION IN THE HUMAN BODY

- The smaller particles are, the deeper they penetrate into the respiratory system
- The deeper particles penetrate, the higher the health risks are
- The smallest particles travel via alveoli into the bloodstream



BEFORE
New filter



AFTER
90 minutes
soldering with
leadfree solder wire



Volume fume extraction

Weller systems are specifically designed for continuous operation in industrial environments. Care and attention at the design stage plus careful component choice and a high quality manufacturing process have given Weller extraction systems a world wide reputation for reliability and longevity.



SELECTION GUIDE

based on particle- and gas filter capacity

| Application | Standard systems | | | Systems with high gas filter volume | | Central systems with automatic flow control | |
|--|------------------|--------------|--------|-------------------------------------|--------|---|--------------|
| | Zero Smog EL | Zero Smog TL | MG 130 | MG 100S | MG 140 | Zero Smog 4V | Zero Smog 6V |
| Hand soldering | ✓✓ | ✓✓ | ✓✓ | ✓✓✓ | ✓✓✓ | ✓✓✓ | ✓✓✓ |
| Heavy duty fume applications (solder bath, selective wave) | ✓ | ✓ | ✓ | ✓ | ✓✓ | ✓✓ | ✓✓✓ |
| Soldering, gluing, cleaning, filling | ✓ | ✓ | ✓✓ | ✓✓✓ | ✓✓✓ | ✓✓ | ✓✓✓ |
| Gluing, Cleaning, Filling | ✓ | ✓ | ✓✓ | ✓✓✓ | ✓✓✓ | ✓✓✓ | ✓✓✓ |
| Finedust | ✓✓ | ✓✓ | ✓✓ | ✓ | ✓✓✓ | ✓✓ | ✓✓✓ |
| MEK (Methyl Ethyl Ketone) | | | ✓ | ✓✓✓ | ✓✓✓ | ✓ | ✓ |
| VOC (Volatile Organic Compounds) | | | ✓ | ✓✓✓ | ✓✓✓ | ✓ | ✓✓✓ |
| Cleanroom | | | | | ✓✓✓ | | |



Zero Smog EL

Fume extraction unit

120 VA  **< 53 db(A)**

Order No. ZEROSMOGELN

- Fume extraction unit for 1 to 2 workplaces.
- Fine dust pre-filter M5 that can be separately changed, without having to change main filter
- Granular activated carbon filter for effective gas filtering
- Portable fume extraction unit, for placement under or next to the bench-top.
- Easy filter change.



TECHNICAL DATA

| | |
|----------------------------------|---|
| Max. capacity | 1–2 workstations |
| Dimensions L x W x H (Inches) | 13.19 x 14.17 x 17.52 |
| Dimensions L x W x H (mm) | 335 x 360 x 445 |
| Weight (approx.) in kg | 8.6 |
| Voltage | 120 V |
| Power | 120 VA ; 110 W |
| Noise level (distance 1 m) dB(A) | < 53 |
| Max. blower vacuum (Pa) | 2500 |
| Capacity m ³ /h | 150 |
| Pre-filter | M5 |
| Compact filter | Particle filter H13, and granular activated carbon filter |

| Scope of supply | Order No. | Model | Description |
|-----------------|----------------|---|---|
| | T005 87 627 01 | Filterset for Zero Smog 2, Zero Smog EL, WFE 2ES / CS | Compact filter: particle filter H13 and granular activated carbon filter with 10 pre-filters M5 for Zero Smog 2, Zero Smog EL, WFE 2ES / CS |
| | T005 87 627 03 | Fine dust filter M5 for WFE 2ES/CS, Zero Smog 2, Zero Smog EL | Fine dust filter M5 for WFE 2ES/CS, Zero Smog 2, Zero Smog EL |



Volume fume extraction

Zero Smog EL Kit 1

Fume extraction unit with flexible arm and funnel nozzle

120 VA



55 db(A)



Order No. ZEROSMOGELKIT1N

- Fume extraction unit for up to 2 workplaces
- H13 HEPA filter – surface area of 2.4 m² for longer filter life
- Simple filter replacement
- Easy Click 60 – 60 mm accessories
- Four speed adjustments for optimum blower control



TECHNICAL DATA

| | |
|----------------------------------|---|
| Max. capacity | 1–2 workstations |
| Dimensions L x W x H (Inches) | 13.19 x 14.17 x 17.52 |
| Dimensions L x W x H (mm) | 335 x 360 x 445 |
| Weight (approx.) in kg | 8.6 |
| Voltage | 120 V |
| Power | 120 VA ; 110 W |
| Noise level (distance 1 m) dB(A) | 55 |
| Max. blower vacuum (Pa) | 2500 |
| Capacity m ³ /h | 150 |
| Pre-filter | M5 |
| Compact filter | Particle filter H13, Active carbon filter |

Scope of supply

| Order No. | Model | Description |
|----------------|---|---|
| T005 87 627 01 | Filterset for Zero Smog 2, Zero Smog EL, WFE 2ES / CS | Compact filter: particle filter H13 and granular activated carbon filter with 10 pre-filters M5 for Zero Smog 2, Zero Smog EL, WFE 2ES / CS |
| T005 87 627 03 | Fine dust filter M5 for WFE 2ES/CS, Zero Smog 2, Zero Smog EL | Fine dust filter M5 for WFE 2ES/CS, Zero Smog 2, Zero Smog EL |
| ZEROSMOGELN | Zero Smog EL | Fume extraction unit |



Zero Smog TL

Fume extraction unit Zero Smog TL



Order No. ZEROSMOGTLN

- Low noise levels
- Automated filter change notification system
- Automated filter change notification system
- Longer service life due to exceptionally large filter surface
- For connection to a WX / WT station a WT Hub is needed

TECHNICAL DATA

| | |
|----------------------------------|--|
| Max. capacity | 1–2 workstations |
| Dimensions L x W x H (Inches) | 13.976 x 13.110 x 17.913 |
| Dimensions L x W x H (mm) | 335 x 330 x 445 |
| Weight (approx.) in kg | 9 |
| Voltage | 120 V |
| Power | 120 VA ; 110 W |
| Noise level (distance 1 m) dB(A) | < 50 |
| Max. blower vacuum (Pa) | 3.000 |
| Capacity m ³ /h | 190 |
| Pre-filter | F7 |
| Compact filter | Particle filter H13 and granular activated carbon filter |



| Scope of supply | Order No. | Model | Description |
|-----------------|----------------|--------------------------------------|---|
| | T005 87 628 57 | Fine dust filter F7 for Zero Smog TL | Fine dust filter F7 for Zero Smog TL |
| | T005 87 628 58 | Compact filter ZS TL | Filter Set: Compact filter particle filter H13 and granular activated carbon filter with 10 F7 pre-filters for the Zero Smog TL |



Volume fume extraction

ZERO SMOG TL KIT 1

Fume extraction unit with flexible extraction arm, extraction hose, stop valve with bench mounting brackets, remote switch and funnel nozzle

120 W **WX** compatible **TRACEability** qualified **WT** compatible
 LOW SOUND LEVEL < 50 db (A)

Order No. ZEROSMOGTLKIT1N



| Scope of supply | Order No. | Model | Description |
|-----------------|--------------|--------------------------------------|---|
| | 0F10 | 0F10 flexible Extraction arm | Easy-Click 60 flexible Extraction arm, Ø 60 mm for sloped and funnel nozzles, length 1 m |
| | 700-3051-ESD | Extraction hose 3 meter | Easy-Click 60 Extraction hose Ø 60 mm, length: 3 meter |
| | ALFA | ALFA Funnel Nozzle | Easy-Click 60 Funnel nozzle, for flexible and stativ extraction arm, width 230 mm, height 100 mm. To be mounted on an aluminium extraction arm without flexible hose, adapter Z is needed. See extraction arms accessories. |
| | FT91000033 | On-/Off-Switch | ZSRS Zero Smog Remote Switch |
| | T0058762857 | Fine dust filter F7 for Zero Smog TL | Fine dust filter F7 for Zero Smog TL |
| | ZEROSMOGTLN | Zero Smog TL | Fume extraction unit Zero Smog TL |



MG130 100-240V

Fume extraction unit MG 130

100 W



48 db(A)



Order No. U-130-1000-ESDN

- Unit purifies air up to 2 workplaces
- 100–240 power supply for global use
- Filter alarm and 3 steps speed control
- Small foot print design
- The fume extraction unit MG 130 is easy to install and operate. Is supplied complete ready to place close to the workbench.



TECHNICAL DATA

| | |
|----------------------------------|---|
| Max. capacity | 1–2 workstations |
| Dimensions L x W x H (Inches) | 18,11 x 8,26 x 19,68 |
| Dimensions L x W x H (mm) | 460 x 210 x 500 |
| Weight (approx.) in kg | 11 |
| Voltage | 100-240 V |
| Power | 100 W |
| Noise level (distance 1 m) dB(A) | 48 |
| Max. blower vacuum (Pa) | 2.300 |
| Capacity m ³ /h | 140 |
| Pre-filter | F7 |
| Compact filter | Particle filter H13, Wide band gas filter (50 % Active carbon + 50 % Chemisorb) |
| ESD-safe | ✓ |

Scope of supply

| Order No. | Model | Description |
|---------------|----------------------------|--|
| 130-2000-ESDN | Compact filter MG 130 | Particle filter H13 and wide band gas filter, Standard |
| 130-2010 | Fine dust filter F7 MG 130 | Fine dust filter F7 for MG 130 |



Volume fume extraction

MG 130 Kit Nozzle

Fume extraction unit MG 130 mit Kit Nozzle

100 W

LOW
SOUND
LEVEL



< 52 db(A)



Order No. U-130-1055-ESDN



| Scope of supply | Order No. | Model | Description |
|-----------------|---------------|------------------------------|--|
| | 0F10 | 0F10 flexible Extraction arm | Easy-Click 60 flexible Extraction arm, Ø 60 mm for sloped and funnel nozzles, length 1 m |
| | 130-2000-ESDN | Compact filter MG 130 | Particle filter H13 and wide band gas filter, Standard |
| | 130-2010 | Fine dust filter F7 MG 130 | Fine dust filter F7 for MG 130 |
| | FT-NL | FT-NL Sloped nozzle | Easy-Click 60 metal nozzle Ø 60 mm, length 130 mm. |



MG100S 110-240 V

Fume extraction unit MG 100S

100 W

 LOW SOUND LEVEL  < 52 db(A)


Order No. U-100-1000-ESDN

- Purifies air at up to 2 workplaces
- H13 particle filter and wide band gas filter
- Electronic filter control with filter alarm
- 3-speed setting
- Compact footprint



TECHNICAL DATA

| | |
|----------------------------------|---|
| Max. capacity | 1-2 workstations |
| Dimensions L x W x H (Inches) | 18.11 x 8.26 x 24.15 |
| Dimensions L x W x H (mm) | 460 x 210 x 610 |
| Weight (approx.) in kg | 15 |
| Voltage | 110 - 240 V, 50/60 Hz |
| Power | 100 W |
| Noise level (distance 1 m) dB(A) | < 52 |
| Max. blower vacuum (Pa) | 2.300 |
| Capacity m ³ /h | 140 |
| Pre-filter | - |
| Compact filter | Particle filter H13, Wide band gas filter (50 % Active carbon + 50 % Chemisorb) |
| ESD-safe | ✓ |

Scope of supply

| Order No. | Model | Description |
|---------------|---------------------------------|--|
| | MG 100S Unit | MG 100S Fume Extraction Unit |
| 100-2000-ESDN | Compact filter MG 100S Standard | Particle filter H13 and wide band gas filter, Standard |

Volume extraction

Tip Extraction

Laser Extraction

Accessories Volume extraction

Spare filter



Volume fume extraction

MG100S Kit 1

Fume extraction unit MG 100S with Kit 1 Funnel

100 W

LOW SOUND LEVEL  < 52 db (A)



Order No. U-100-1056-ESDN



| Scope of supply | Order No. | Model | Description |
|-----------------|-----------------|---------------------------------|--|
| | | MG 100S Unit | MG 100S Fume Extraction Unit |
| | 100-2000-ESDN | Compact filter MG 100S Standard | Particle filter H13 and wide band gas filter, Standard |
| | T005 36 571 99N | Kit 1 WF Funnel Nozzle | Easy-Click 60 extraction arm, flexible with funnel nozzle and stop valve |

MG100S Kit 2

Fume extraction unit MG 100S with Kit 2 Funnel

100 W

LOW SOUND LEVEL  < 52 db (A)



Order No. U-100-1055-ESDN



| Scope of supply | Order No. | Model | Description |
|-----------------|-----------|------------------------------|---|
| | | MG 100S Unit | MG 100S Fume Extraction Unit |
| | 0F15 | 0F15 Flexible extraction arm | Extraction arm, flexible, Ø 60 mm for sloped and funnel nozzles, length 1,5 m |
| | ALFA | ALFA Funnel Nozzle | Easy-Click 60 Funnel nozzle, for flexible and stativ extraction arm, width 230 mm, height 100 mm. To be mounted on an aluminium extraction arm without flexible hose, adapter Z is needed. See extraction arms accessories. |



MG140

Fume extraction unit MG 140

100 W

LOW SOUND LEVEL


< 50 db(A)


Order No. U-145-1000-ESDN

- Unit purifies air at up to 2 workplaces
- High Gasfilter volume
- Electronic filter control with alarm function
- Switch power supply 100 - 240 V
- 4 wheels for easy movement



TECHNICAL DATA

| | |
|----------------------------------|---|
| Max. capacity | 2 workstations |
| Dimensions L x W x H (Inches) | 13.77 x 13.18 x 25.78 |
| Dimensions L x W x H (mm) | 350 x 335 x 655 |
| Weight (approx.) in kg | 18 |
| Voltage | 110 - 240 V, 50/60 Hz |
| Power | 100 W |
| Noise level (distance 1 m) dB(A) | < 50 |
| Max. blower vacuum (Pa) | 2.300 |
| Capacity m ³ /h | 140 |
| Pre-filter | F7 |
| Compact filter | Particle filter H13, Wide band gas filter (50 % Active carbon + 50 % Chemisorb) |
| ESD-safe | ✓ |

Scope of supply

| Order No. | Model | Description |
|---------------|-----------------------|--|
| 145-2000-ESDN | Compact filter MG 140 | Particle filter H13 and wide band gas filter, Standard |
| 145-4000 | Pre-filter MG 140 | Pre-filter for MG 140 / F8 (2 pieces) |

Volume extraction

Tip Extraction

Laser Extraction

Accessories Volume extraction

Spare filter



Volume fume extraction

Zero Smog 4V

Fume extraction unit Zero Smog 4V

275 VA **WX** compatible **TRACEability** qualified **WT** compatible
 LOW SOUND LEVEL **51 db(A)**

Order No. T0053660299N

- Mobile fume extraction unit purifies air at up to 4 workplaces
- Includes F7 fine dust pre-filter and compact filter with 50% H13 HEPA filter and 50% Chemabsorb
- Adjustable pressure control optimizes air flow regulation for each work place
- Noise dampened metal housing



TECHNICAL DATA

| | |
|----------------------------------|---|
| Max. capacity | 1–4 workstations |
| Dimensions L x W x H (Inches) | 13.58 x 12.79 x 19.88 |
| Dimensions L x W x H (mm) | 345 x 325 x 505 |
| Weight (approx.) in kg | 19 |
| Voltage | 120 V |
| Power | 275 VA |
| Noise level (distance 1 m) dB(A) | 51 |
| Max. blower vacuum (Pa) | 3.800 |
| Capacity m ³ /h | 230 |
| Pre-filter | Pre-filter F7 |
| Compact filter | Particle filter H13, Wide band gas filter (50 % Active carbon + 50 % Chemisorb) |
| ESD-safe | ✓ |

| Scope of supply | Order No. | Model | Description |
|-----------------|-----------------|--|--|
| | T005 87 359 36N | Compact filter Zero Smog 4V, WFE 2S | Compact filter: Particle filter H13 and wide band gas filter (50% active carbon, 50% Chemisorb) for Zero Smog 4V, WFE 2S |
| | T005 87 359 38 | Fine dust filter F7 WFE 2S, Zero Smog 4V | Fine dust filter F7 for WFE 2S, Zero Smog 4V |
| | T005 87 627 67N | Easy-Click 60 Hose connector straight | Easy-Click 60 Hose connector, straight for WFE 2S / WFE 4S, Zero Smog 4V / Zero Smog 6V and pre filter box |



Zero Smog 4V Adhesive fume filter

Fume extraction unit Zero Smog 4V



Order No. T0053661299N

- Fume Extraction Unit with a special Gas Filter suitable for applications such as hand soldering, heavy duty and general soldering, gluing, cleaning, filling, fine dust, MEK and VOC
- Mobile fume extraction unit, extracts contaminants at up to 4 workplaces
- Includes F7 fine dust pre-filter and wide band gas filter (50 % active carbon / 50 % Chemisorb)
- Constant Flow Control (CFC) guarantees automatical air flow regulation for each working place independent of the connected
- workplaces, at the same time avoiding unnecessary waste of suction power and saving energy
- Electronic filter control with optical and acoustic filter alarm enables efficient filter performance monitoring



| Scope of supply | Order No. | Model | Description |
|-----------------|-----------------|--|---|
| | T005 87 358 95N | Wide band gas filter for adhesive fumes | Wide band gas filter for adhesive fumes for Zero Smog 4V, WFE 2ES, WFE 2S |
| | T005 87 359 38 | Fine dust filter F7 WFE 2S, Zero Smog 4V | Fine dust filter F7 for WFE 2S, Zero Smog 4V |

| Accessories | Order No. | Model | Description |
|-------------|-----------------|----------------------------------|--|
| | T005 87 359 09N | Remote Control Zero Smog Units | Remote control for fume extraction units ZS 4V, ZS 6V, ZS 20T with filter status display |
| | T005 87 627 24N | WX Adapter Zero Smog 4V, 6V, 20T | WX Adapter is needed for connection of the remote control (T0058735909) to Zero Smog 4V, 6V, 20T |
| | T005 87 647 10 | WX Connecting cable | WX Connecting cable, 2 m |
| | T005 87 647 12N | WX Adapter WFE/WHP | WX Adapter for WFE/WHP |
| | T005 87 647 26N | WX HUB | WX HUB |



Volume fume extraction

Zero Smog 4V Kit 1 Funnel

Fume extraction Zero Smog 4V with Kit 1 Funnel



Order No. T0053662299N



| Scope of supply | Order No. | Model | Description |
|-----------------|--------------|--|--|
| | T0053657199N | Kit 1 WF Funnel Nozzle | Easy-Click 60 extraction arm, flexible with funnel nozzle and stop valve |
| | T0053660299N | Zero Smog 4V | Fume extraction unit Zero Smog 4V |
| | T0058735936N | Compact filter Zero Smog 4V, WFE 2S | Compact filter: Particle filter H13 and wide band gas filter (50% active carbon, 50% Chemisorb) for Zero Smog 4V, WFE 2S |
| | T0058735938 | Fine dust filter F7 WFE 2S, Zero Smog 4V | Fine dust filter F7 for WFE 2S, Zero Smog 4V |
| | T0058762767N | Easy-Click 60 Hose connector straight | Easy-Click 60 Hose connector, straight for WFE 2S / WFE 4S, Zero Smog 4V / Zero Smog 6V and pre filter box |

Zero Smog 4V Kit 2 Funnel

Fume extraction Zero Smog 4V with Kit 2 Funnel



Order No. T0053664299N



| Scope of supply | Order No. | Model | Description |
|-----------------|--------------|--|--|
| 2 x | T0053657199N | Kit 1 WF Funnel Nozzle | Easy-Click 60 extraction arm, flexible with funnel nozzle and stop valve |
| | T0053660299N | Zero Smog 4V | Fume extraction unit Zero Smog 4V |
| | T0058735936N | Compact filter Zero Smog 4V, WFE 2S | Compact filter: Particle filter H13 and wide band gas filter (50% active carbon, 50% Chemisorb) for Zero Smog 4V, WFE 2S |
| | T0058735938 | Fine dust filter F7 WFE 2S, Zero Smog 4V | Fine dust filter F7 for WFE 2S, Zero Smog 4V |
| 2 x | T0058762767N | Easy-Click 60 Hose connector straight | Easy-Click 60 Hose connector, straight for WFE 2S / WFE 4S, Zero Smog 4V / Zero Smog 6V and pre filter box |



Zero Smog 6V 100-120 Volt

Fume extraction Zero Smog 6V



Order No. T0053666299N

- Unit purifies air at up to 8 workplaces
- Mobile fume extraction unit purifies air at up to 8 workplaces (4 typical)
- The Constant Flow Control (CFC) guarantees optimal air flow regulation for each working place independent of the connected workplaces
- Includes F7 fine dust pre-filter and compact filter with 50% H13 HEPA filter and 50% Chemabsorb
- Efficiency test via USB port
- Adjustable pressure control optimizes air flow regulation for each work place
- Electronic filter control with optical and acoustical filter alarm
- Noise dampened metal housing
- 4 wheels to allow easy movement of the unit



TECHNICAL DATA

| | |
|----------------------------------|---|
| Max. capacity | 1-8 workstations |
| Dimensions L x W x H (Inches) | 18,11x18,11x26,18 |
| Dimensions L x W x H (mm) | 460 x 460 x 665 |
| Weight (approx.) in kg | 40 |
| Voltage | 120 V, 60 Hz |
| Power | 460 VA |
| Noise level (distance 1 m) dB(A) | < 51 |
| Max. blower vacuum (Pa) | 3.000 |
| Capacity m ³ /h | 615 |
| Pre-filter | T0058735836 |
| Compact filter | Particle filter H13, Wide band gas filter (50 % Active carbon / 50 % Chemisorb) |
| ESD-safe | ✓ |

| Scope of supply | Order No. | Model | Description |
|-----------------|-----------------|---------------------------|--|
| | T005 36 662 99N | Zero Smog 6V 100-120 Volt | Fume extraction Zero Smog 6V |
| | T005 87 358 36 | Fine dust filter F7 | Fine dust filter F7 for Zero Smog 20T, WFE 20D, WFE 4S, Zero Smog 6V, FC 800 |
| | T005 87 358 38 | Compact filter | Compact filter for WFE 20D, WFE 4S, Zero Smog 6V, Zero Smog 20T, FC 800 |



Volume fume extraction

Zero Smog 6V 100-120 Volt gas filter

Mobile fume extraction unit 100-120 V, with filter for adhesive fumes.

460 VA **WX** compatible **TRACEability** Weller qualified **WT** compatible
 LOW SOUND LEVEL **< 51 db(A)**

Order No. T0053667299N

- For up to 8 workplaces
- 1 connection included
- The constant flow control (CFC) guarantees a optimal air flow regulation for each work place independent of the connected workplaces.
- Efficiency test via USB port
- Electronic filter control with optical and acoustical filter alarm



| Scope of supply | Order No. | Model | Description |
|-----------------|-----------------|---------------------------------------|--|
| | T005 36 662 99N | Zero Smog 6V 100-120 Volt | Fume extraction Zero Smog 6V |
| | T005 87 358 35 | Wide band gas filter | Wide band gas filter for Zero Smog 6V, Zero Smog 20T, WFE 4S |
| | T005 87 358 36 | Fine dust filter F7 | Fine dust filter F7 for Zero Smog 20T, WFE 20D, WFE 4S, Zero Smog 6V, FC 800 |
| | T005 87 627 67N | Easy-Click 60 Hose connector straight | Easy-Click 60 Hose connector, straight for WFE 2S / WFE 4S, Zero Smog 4V / Zero Smog 6V and pre filter box |



Exhaust hood

WEHT Exhaust hood for rising fumes

Extraction hood WEHT with easy-click 60 exhaust top connector

Order No. FT91000022N

- For applications where fumes spread rapidly due to a drafty work environment
- The hood can enclose the source, enabling fumes to be captured before they contaminate the workplace
- The housing is PET and is NOT ESD safe
- Comes with 700-3051-ESD extraction hose Easy-Click 60 (60 mm diameter), 3 meters long
- Compatible with Weller Zero Smog 4V or Zero Smog 6V systems



| Accessories | Order No. | Model | Description |
|-------------|--------------|-------------------------|--|
| | 700-3051-ESD | Extraction hose 3 meter | Easy-Click 60 Extraction hose Ø 60 mm, length: 3 meter |
| | FT910 04 699 | Zero Smog 2 | Fume extraction unit Zero Smog 2 |



WEHB Exhaust hood for glueing / cleaning

WEHB Extraction Hood Bottom for gluing or cleaning applications

Order No. FT91000023N

- Bottom source extraction hood for gluing or cleaning applications where gases from solvents or glue, lighter than air have to be extracted from below
- Mobil use on a bench or trolley
- To guarantee sufficient extraction results an extraction unit with minimum 230 m³/h must be connected to the hood
- The workplace is covered with a punched stainless steel plate
- Comes with the 700-3051-ESD extraction hose Easy-Click 60 (60 mm diameter), 3 meters in length



| Accessories | Order No. | Model | Description |
|-------------|--------------|-------------------------|--|
| | 700-3051-ESD | Extraction hose 3 meter | Easy-Click 60 Extraction hose Ø 60 mm, length: 3 meter |

Exhaust hood metal

Exhaust hood, metal



Order No. T0058735845N

- 200 x 100 mm (7,87 x 3,93 inch)
- Use with hot air soldering operations uses extraction hose 60
- Metal black
- Inclusive adapter T00 587 627 53





Easy-Click 60 Extraction Arms

Kit 1 WF Funnel Nozzle

Easy-Click 60 extraction arm, flexible with funnel nozzle and stop valve



Order No. T0053657199N

| Scope of supply | Order No. | Model | Description |
|-----------------|--------------|------------------------------|---|
| | 0F10 | 0F10 flexible Extraction arm | Easy-Click 60 flexible Extraction arm, Ø 60 mm for sloped and funnel nozzles, length 1 m |
| | 700-3051-ESD | Extraction hose 3 meter | Easy-Click 60 Extraction hose Ø 60 mm, length: 3 meter |
| | ALFA | ALFA Funnel Nozzle | Easy-Click 60 Funnel nozzle, for flexible and stativ extraction arm, width 230 mm, height 100 mm. To be mounted on an aluminium extraction arm without flexible hose, adapter Z is needed. See extraction arms accessories. |
| | T0053657499N | Easy-Click 60 Stop valve | Easy-Click 60 Stop valve for table connection of and flex arm and extraction hose including air flow valve and 2 bench mounting brackets. |

Kit 1 Sloped Nozzle

Easy-Click 60 extraction arm with sloped nozzle and stop valve



Order No. T0053657299N

| Scope of supply | Order No. | Model | Description |
|-----------------|--------------|------------------------------|---|
| | 0F10 | 0F10 flexible Extraction arm | Easy-Click 60 flexible Extraction arm, Ø 60 mm for sloped and funnel nozzles, length 1 m |
| | 700-3051-ESD | Extraction hose 3 meter | Easy-Click 60 Extraction hose Ø 60 mm, length: 3 meter |
| | FT-NL | FT-NL Sloped nozzle | Easy-Click 60 metal nozzle Ø 60 mm, length 130 mm. |
| | T0053657499N | Easy-Click 60 Stop valve | Easy-Click 60 Stop valve for table connection of and flex arm and extraction hose including air flow valve and 2 bench mounting brackets. |



Kit 1S WF Sloped Nozzle

Easy-Click 60 2 joint aluminium extraction arm with sloped and stop valve



Order No. T0053657999N



| Scope of supply | Order No. | Model | Description |
|-----------------|--------------|--|--|
| | 0F07 | Easy-Click 60 Flexible extraction arm Ø 60 mm length 0,7 m | Easy-Click 60 flexible Extraction arm, Ø 60 mm for sloped and funnel nozzles, length 0,7 m, with connectors. |
| | 700-3051-ESD | Extraction hose 3 meter | Easy-Click 60 Extraction hose Ø 60 mm, length: 3 meter |
| | FT-NL | FT-NL Sloped nozzle | Easy-Click 60 metal nozzle Ø 60 mm, length 130 mm. |
| | T0053659899N | 2 Joint Extraction Arm | Easy-Click 60 2 joint aluminium extraction arm with valve and ball joint bracket |

Kit 1S WF Funnel Nozzle

Easy-Click 60 1 joint aluminium extraction arm with funnel nozzle and stop valve



Order No. T0058762763N



| Scope of supply | Order No. | Model | Description |
|-----------------|--------------|--|---|
| | 0F07 | Easy-Click 60 Flexible extraction arm Ø 60 mm length 0,7 m | Easy-Click 60 flexible Extraction arm, Ø 60 mm for sloped and funnel nozzles, length 0,7 m, with connectors. |
| | 700-3051-ESD | Extraction hose 3 meter | Easy-Click 60 Extraction hose Ø 60 mm, length: 3 meter |
| | ALFA | ALFA Funnel Nozzle | Easy-Click 60 Funnel nozzle, for flexible and stativ extraction arm, width 230 mm, height 100 mm. To be mounted on an aluminium extraction arm without flexible hose, adapter Z is needed. See extraction arms accessories. |
| | T0058762747N | 1 Joint Extraction Arm | Easy-Click 60 1 joint aluminium extraction arm with valve and bench mounting brackets |



KIT 1 Extraction arm with ALFA funnel nozzle

KIT 1 Extraction arm (Ø 60 mm, length 1,5 m) with an ALFA funnel nozzle and a fixing clamp

Order No. FT91000037N



| Scope of supply | Order No. | Model | Description |
|-----------------|-------------|------------------------------|---|
| | 0F15 | 0F15 Flexible extraction arm | Extraction arm, flexible, Ø 60 mm for sloped and funnel nozzles, length 1,5 m |
| | ALFA | ALFA Funnel Nozzle | Easy-Click 60 Funnel nozzle, for flexible and stativ extraction arm, width 230 mm, height 100 mm. To be mounted on an aluminium extraction arm without flexible hose, adapter Z is needed. See extraction arms accessories. |
| | T0058762846 | Fixing clamp | Fixing clamp Ø 63 mm, 1 piece, for fixing Easy-Click 60, 60 mm extraction arms |

2 Joint Extraction Arm

Easy-Click 60 2 joint aluminium extraction arm with valve and ball joint bracket



Order No. T0053659899N



| Scope of supply | Order No. | Model | Description |
|-----------------|--------------|------------------------|--|
| | T0053659899N | 2 Joint Extraction Arm | Easy-Click 60 2 joint aluminium extraction arm with valve and ball joint bracket |



Easy-Click Flexible Extraction Arms Ø 60 mm










| Order No. | Description |
|-----------|--|
| 0F07 | Easy-Click 60 flexible Extraction arm, Ø 60 mm for sloped and funnel nozzles, length 0,7 m, with connectors. |
| 0F10 | Easy-Click 60 flexible Extraction arm, Ø 60 mm for sloped and funnel nozzles, length 1 m |
| 0F15 | Extraction arm, flexible, Ø 60 mm for sloped and funnel nozzles, length 1,5 m |



Accessories for extraction arms

Extraction Arm Nozzles

| | Order No. | Description |
|---|--------------|---|
|  | ALFA | Easy-Click 60 Funnel nozzle, for flexible and stativ extraction arm, width 230 mm, height 100 mm. To be mounted on an aluminium extraction arm without flexible hose, adapter Z is needed. See extraction arms accessories. |
|  | ALFA-T | Easy-Click 60 Funnel nozzle transparent |
|  | FT-NL | Easy-Click 60 metal nozzle Ø 60 mm, length 130 mm. |
|  | FT-PN | Metal tube nozzle sloped for aluminium arms, Ø 50 mm |
|  | T0058762834 | Sloped aluminium nozzle for 32 mm flex arms, Ø 31 mm, length 60 mm |
|  | FT-U | Easy-Click 60 Funnel nozzle, for flexible and stativ extraction arms |
|  | T0058735845N | Exhaust hood, metal |

Volume extraction

Tip Extraction

Laser Extraction

Accessories Volume extraction

Spare filter



Accessories Volume Extraction

Easy-Click 60



| Order No. | Description |
|--------------|--|
| T0058762767N | Easy-Click 60 Hose connector, straight for WFE 2S / WFE 4S, Zero Smog 4V / Zero Smog 6V and pre filter box |



| | |
|-------------|---|
| T0058762769 | Easy-Click 60 Hose connector, angle 90° for WFE 2S / WFE 4S, Zero Smog 4V / Zero Smog 6V and pre filter box |
|-------------|---|

Extraction Hose






| Order No. | Description |
|--------------|--|
| 700-3040-ESD | Easy-Click 60 Extraction hose Ø 60 mm length: 1 meter |
| 700-3051-ESD | Easy-Click 60 Extraction hose Ø 60 mm, length: 3 meter |




Easy-Click 60

| | Order No. | Description |
|---|-------------|--|
|   | T0058762755 | Easy-Click 60 Male adapter for hose extension, Ø 60 mm |
|   | T0058762772 | Easy-Click 60 Female adapter for installation of e.g. stop valves on fume extraction units |
|  | T0058762768 | Hose connection female 60 mm for flexible hose T005 87 620 36 |

Pipe system 50

| | Order No. | Description |
|---|-------------|---|
|  | T0058735847 | Hose connection 50 for WFE 2S, WFE 4S, ZS 4V and ZS 6V. For connection to Ø 50 mm (1.96 in) pipe or extraction hose |
|  | T0058735848 | Hose connection 50, 90° for connection to Ø 50 mm (1.96 in) pipe or extraction hose |
|  | T0058735327 | Extraction hose 50, for connection to pie system Ø 50 mm, sold by meter |

Pipe system 75

| | Order No. | Description |
|---|-------------|---|
|  | T0058735313 | Extraction hose 75 for connection to pie system 75, flexible, sold by metre |

Volume extraction

Tip Extraction

Laser Extraction

Accessories Volume extraction

Spare filter



Accessories Volume Extraction

| | Order No. | Description |
|---|--------------|---|
|  | T0053657499N | Easy-Click 60 Stop valve for table connection of and flex arm and extraction hose including air flow valve and 2 bench mounting brackets. |
|  | T0053657599 | Bench mounting brackets, 2 pcs., max width of clamp 100 mm (3.93 in), metal |
|  | T0058762765N | WFV 60 Stop valve for extraction arms without valve |

Accessories Installation Volume Extraction

| | Order No. | Description |
|---|-------------|--|
|  | T0058762766 | Easy-Click 60 T-piece with 2 male connections and 1 female connection |
|  | T0058762774 | Easy Click 60 End Cap, 60 mm connection |
|  | T0058762753 | Hose adapter with Silicon Ring Ø 50 mm for Zero Smog 4V, Zero Smog 6V, Zero Smog EL, Zero Smog TL, WFE 2ES, WFE 2CS, WFE 2S, WFE 2S, MG or MP fume extraction units, for connection of Easy-Click 60 mm extraction hose. |



Tip extraction

Weller FE (Fume Extraction) soldering irons have a smoke tube adapted to the handle. When soldering the tube is positioned directly above the tip and collects any fumes produced. Fume extraction irons can be connected to Weller FE.



WFE Fume extraction unit

WFE fume extraction unit

6 bar  **< 39 db(A)** 

Order No. T0053640299N

- Maintenance free compressed air converter
- For industrial long term use
- Up to 2 FE soldering irons can be connected
- High stability against overturning
- A compressed air cleaning filter removes additional odours caused by the compressed air.



TECHNICAL DATA

| | |
|----------------------------------|---|
| Max. capacity | 2 workstations |
| Dimensions L x W x H (Inches) | 5,51 x 5,51 x 7,87 |
| Dimensions L x W x H (mm) | 140 x 140 x 200 |
| Weight (approx.) in kg | 2.7 |
| Noise level (distance 1 m) dB(A) | < 39 |
| Max. blower vacuum (Pa) | 20.000 |
| Operating pressure in bar/psi | 3,5 - 6,0 / 50 - 90 |
| Air consumption l/min | 30 |
| Pre-filter | Pre filter mat class F7 |
| Compact filter | Particle filter H13, Wide band gas filter (50 % Active carbon + 50 % Chemisorb) |
| ESD-safe | ✓ |

| Scope of supply | Order No. | Model | Description |
|-----------------|----------------|--|---|
| | | WFE Unit | WFE Unit |
| | T005 36 410 99 | Compact filter - WFE, WFE P, WFE 2P, FT 12, FT 11, FE 4000 | Compact filter - WFE, WFE P, WFE 2P, FT 12, FT11, FE 4000 |
| | T005 36 421 99 | Fine dust filter F7 for WFE, WFE P, WFE 2P, FT 11, FT 12, FE 3000/4000 | Fine dust filter F7 |
| | T005 87 357 57 | Air cleaning filter WFE | Compressed air cleaning filter for WFE |



Accessories Tip Extraction

FE 75



Soldering iron FE 75

80 W Silver Line

Order No. T0052916699N

- Integral Fume Extraction Iron, FE75
- Fume extraction soldering pencil, 80 watts
- Compatible with any WRS rework system, WSL and WSD81 soldering stations, WR Rework Systems
- Includes a 5mm cylinder brush and an funnel for support when not in use



| Scope of supply | Order No. | Model | Description |
|-----------------|-----------------|------------------------------|---------------------------------------|
| | T005 44 405 99 | LT B | Soldering tip, chisel, Ø 2,4 x 0,8 mm |
| Accessories | Order No. | Model | Description |
| | T005 87 447 10N | Barrel for WSP 80 spare part | Barrel for WSP 80 spare part |




FE 75 Attachment



| Order No. | Description |
|--------------|--|
| T0052512599N | Fume extraction accessory set for LR 21, LR 82, TCPS, W 61, W 101, WSP 150, WP 200, WXP 200 only with safety rest AK 1 |
| T0052812699N | FE Attachment for WSF 80D5/D8 with AKS safety rest |
| T0051312599N | FE Attachment for DS 22, DS 80 and DSX 80 desoldering irons |

Universal FE Attachments



| Order No. | Description |
|--------------|--|
| T0052918699N | FE Attachment with tube, Ø 6,5 mm for WMP, WSP 80, WP 80, MLR 21, WP 120 |
| T0052921499N | FE Attachment with tube Ø 6,5 mm for WXP 65/WP 65 and WXP 120/WP 120 soldering irons |
| T0052918599N | FE Attachment with tube, Ø 4,5 mm, for WP 80, WSP 80, WMP, WMRP/WXMP, MLR 80 soldering irons |
| T0058744875 | FE-Clip-Set for FE-attachment Ø 4,5 mm |
| T0058744876 | FE-Clip-Set for FE attachment Ø 6,0 mm |
| T0058765798N | FE-Add-on kit, attachment tube Ø 6,5 mm for WXP 120 soldering iron |
| T0058765799N | FE-Add-on kit, attachment tube Ø 6,5 mm for WXP 65 soldering iron |

Volume extraction

Tip extraction

Laser extraction

Accessories volume extraction






Spare filter





Accessories

Remote control for fume extraction units

| | Order No. | Description |
|---|-------------|--|
|   | 700-3057 | Remote control for fume extraction unit WFE 2X, MG 100, MG 200, MG 400 with 2 m (78.74 in) cable |
|   | T0058762724 | WX Adapter is needed for connection of the remote control (T0058735909) to Zero Smog 4V, 6V, 20T |
|  | T0058768767 | WT HUB |

Volume extraction

Tip extraction

Laser extraction

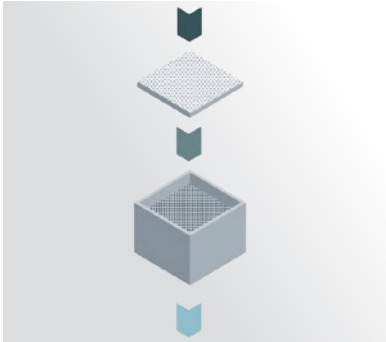
Accessories volume extraction

Spare filter

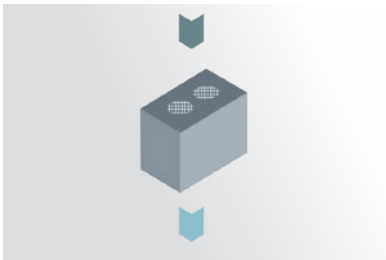


Spare Filters

Zero Smog 4V, Zero Smog 6V,
Zero Smog 20T,
Zero Smog TL, Zero Smog EL



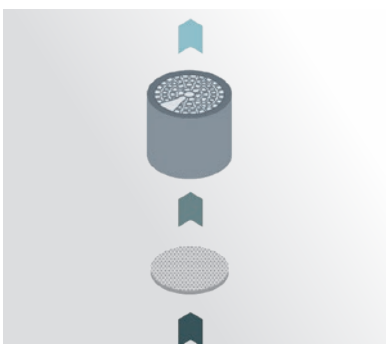
MG 130, MG 100S



MG 140



FT 12, WFE, WFE P, WFE 2P



Filter



| | 100-120 V |
|-------------------------|-----------------|
| Zero Smog TL | ZEROSMOGTLN |
| Zero Smog EL | ZEROSMOGELN |
| MG 130 | U-130-1000-ESDN |
| MG 100S | U-100-1000-ESDN |
| MG 140 | U-145-1000-ESDN |
| MG 140 Cleanroom | U-145-1002-ESDN |
| Zero Smog 4V | T005 36 602 99N |
| Zero Smog 4V gas filter | T005 36 612 99N |
| Zero Smog 6V | T005 36 662 99N |
| Zero Smog 6V gas filter | T005 36 672 99N |
| WFE2P | T005 36 232 99N |
| FT 12 | 112-0000-ESDN |

Special filter

| | 100-120 V |
|--------------|-----------------|
| MG 100S | U-100-1000-ESDN |
| Zero Smog 4V | T005 36 602 99N |
| Zero Smog 6V | T005 36 662 99N |
| WFE2P | T00536 386 99N |
| FT 12 | 112-0000-ESDN |
| MG 140 | U-145-1000-ESDN |



Weller Zero-Smog® systems

Specifically designed for continuous operation in industrial environments. Care and attention at the design stage plus careful component choice and a high quality manufacturing process have given Weller extraction systems a world wide reputation for reliability and longevity.

Weller Zero-Smog® fume extraction

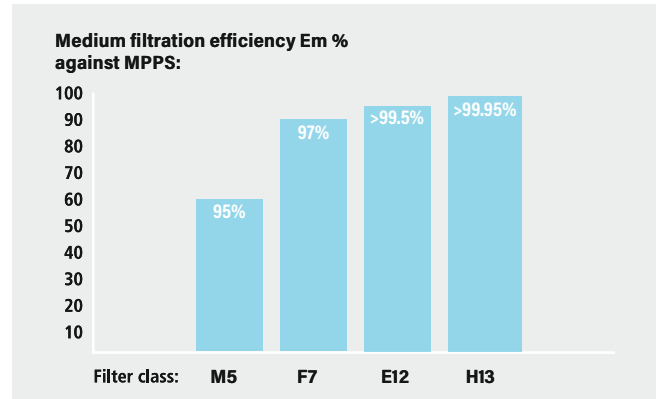
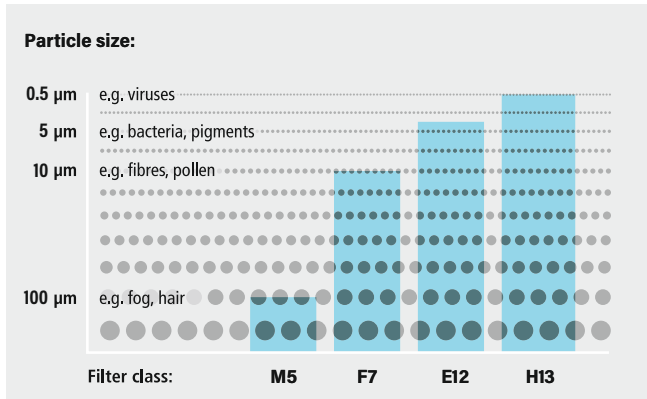
Weller Zero-Smog® systems have a three stage filter system (excl. MG 100S) for removing small particles, fumes and gases that are produced in different working processes:

The hazardous substances are efficiently captured by the nozzle and are absorbed into the filter.

Bigger particles get caught in the pre-filter and smaller particles get caught in the HEPA (High Efficiency Particulate Air) filter.

The wide band gas filter removes fumes and adhesives.

End product – clean air – is re-circulated into the workplace.




Filter Class M5, F7: Fine dust filter as per EN 779:2012

Filter Class E12/H13: According EN 1822:2009 HEPA (High Efficiency Particulate Air) Filter

Filter classification according EN norm EN 1822:2009

| Filter Class | Recommended Application |
|--------------|---|
| M5 | For standard applications |
| F7 | For applications with high flux or dust content |
| E12 / H13 | For applications with high flux or dust content |
| Gas | For applications with fumes from adhesives and solvents |

| Group | Filter class | Integral value | |
|-------|--------------|----------------------|----------------------|
| | | Degree of separation | Transmittance degree |
| EPA | E10 | 85 % | 15 % |
| | E11 | 95 % | 5 % |
| | E12 | 99,5 % | 0,5 % |
| HEPA | H13 | 99,95 % | 0,05 % |
| | H14 | 99,995 % | 0,005 % |



1. Medium / fine dust filter

For standard applications with a small amount of flux and pollution gases with high solid content, Weller offers filter classes M5 or F7

2. Compact filter consisting of:

Particle filter H13 with deposition performance according EN 1822:2009

> 99.955% in MPPS (particles 0.16 µm)

> 99.994% particles 0.3 µm

Wide band gas filter. For cleaning harmful fumes and vapours. The Weller wide band gas filter consists of 50% active carbon and 50% Chemisorb (potassium permanganate).

Harmful gases with a high molecular weight are cleaned by the active carbon. Chemisorb is suitable for absorbing gases of lower molecular weight. Because of its composition, Chemisorb is able to convert a large number of chemical pollutants (e.g. formaldehyde) into non-polluting gases by means of molecular modification.

3. Gas filter (optional)

The gas filter is used for extracting adhesive fumes and solvents. Experience has shown that filtering suspended particles is not so vital in this respect. The gas filter is filled with 50% active carbon and 50% Chemisorb. The particle filter is omitted.



Spare Filters

Compact filter - WFE, WFE P, WFE 2P, FT 12, FT11, FE 4000



| Order No. | Description | Filter type | PU |
|-------------|---|---|----|
| T0053641099 | Compact filter - WFE, WFE P, WFE 2P, FT 12, FT11, FE 4000 | Compact filter: Particle filter H13, Wide band gas filter (50 % active carbon + 50 % Chemisorb) | 1 |

Compact filters for glueing applications WFE, WFE P, WFE 2P, FT 12, FT 11, FE 4000



| Order No. | Description | Filter type | PU |
|----------------|--|--|----|
| T005 36 407 99 | Compact filters for glueing applications WFE, WFE P, WFE 2P, FT 12, FT 11, FE 4000 | Compact filter H13, wide band gas filter 100 % active carbon | 1 |

Compressed air cleaning filter for WFE, WFE P, WFE2P, FT 11, FT 12, FT 12-PF, FE 30



| Order No. | Description | Filter type | PU |
|----------------|---------------------|---------------------|----|
| T005 36 421 99 | Fine dust filter F7 | Fine dust filter F7 | 3 |

Volume extraction

Tip extraction


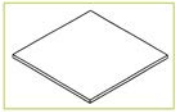
Laser extraction

Accessories volume extraction

Spare filter


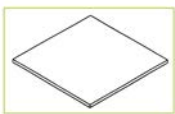


Medium dust filter M5



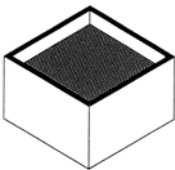
| Order No. | Description | Filter type | PU |
|----------------|--|---------------------|----|
| T005 87 358 37 | Fine dust filter M5 for Zero Smog 20T, WFE 20D, WFE 4S, Zero Smog 6V, FC 800 | Fine dust filter M5 | 10 |
| T005 87 359 37 | Fine dust filter for WFE 2S, Zero Smog 4V | Fine dust filter M5 | 10 |

Fine dust filter F7



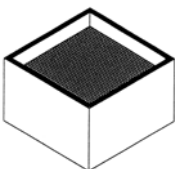
| Order No. | Description | Filter type | PU |
|----------------|--|---------------------|----|
| T005 87 358 36 | Fine dust filter F7 for Zero Smog 20T, WFE 20D, WFE 4S, Zero Smog 6V, FC 800 | Fine dust filter F7 | 10 |
| T005 87 359 38 | Fine dust filter F7 for WFE 2S, Zero Smog 4V | Fine dust filter F7 | 10 |
| T005 87 628 57 | Fine dust filter F7 for Zero Smog TL | Fine dust filter F7 | 10 |

Compact filter



| Order No. | Description | Filter type | PU |
|-----------------|---|---|----|
| T005 87 358 38 | Compact filter for WFE 20D, WFE 4S, Zero Smog 6V, Zero Smog 20T, FC 800 | Compact filter: Particle filter H13 and wide band gas filter (50% active carbon, 50% Chemisorb) | 1 |
| T005 87 359 36N | Compact filter: Particle filter H13 and wide band gas filter (50% active carbon, 50% Chemisorb) for Zero Smog 4V, WFE 2S | Particle filter H13 and wide band gas filter (50% active carbon, 50% Chemisorb) | 1 |
| T005 87 627 01 | Compact filter: particle filter H13 and granular activated carbon filter with 10 pre-filters M5 for Zero Smog 2, Zero Smog EL, WFE 2ES / CS | activated carbon granulate | 1 |
| T005 87 628 58 | Filter Set: Compact filter particle filter H13 and granular activated carbon filter with 10 F7 pre-filters for the Zero Smog TL | Particle filter H13 and wide band gas filter | 1 |

Adhesive fume filters



| Order No. | Description | Filter type | PU |
|--------------|---|--|----|
| T0058735835 | Wide band gas filter for Zero Smog 6V, Zero Smog 20T, WFE 4S | Wide band gas filter (50 % active carbon + 50 % Chemisorb) | 1 |
| T0058735895N | Wide band gas filter for adhesive fumes for Zero Smog 4V, WFE 2ES, WFE 2S | Wide band gas filter (50 % active carbon + 50 % Chemisorb) | 1 |




Pocket filter



| Order No. | Description | Filter type | PU |
|----------------|--|------------------|----|
| T005 87 358 60 | Pocket filter F7 for Zero Smog 4V, Zero Smog 6V, WFE 2S / WFE 4S | Pocket filter F7 | 1 |

Pocket filter



| Order No. | Description | Filter type | PU |
|----------------|--|-------------|----|
| T005 87 359 24 | Fleece filter for Zero Smorg 4V, Zero Smog 6V, WFE 2S / WFE 4S | | 1 |

Volume extraction

Tip extraction

Laser extraction


Accessories volume extraction

Spare filter



Compact filters MG 140

Compact filter for MG 100, MG 100S, MG 80S, WFE 2X



| Order No. | Description | Filter type | PU |
|---------------|--|---|----|
| 100-2000-ESDN | Particle filter H13 and wide band gas filter, Standard | Particle filter H13, Wide band gas filter (50 % active carbon + 50 % Chemisorb) | 1 |
| 100-2012-ESDN | Compact filter: Particle filter H13 and wide band gas filter, Solvent / VOC, for MG 100, MG 100S, WFE 2X | Particle filter H13, wide band gas filter (100 % active carbon) | 1 |
| 100-2003-ESDN | Compact filter for MG 100 / MG 100S / MG 80S / WFE 2X: Particle filter H13 and wide band gas filter, MEK | Particle filter H13, wide band gas filter (100 % Chemisorb) | 1 |

Prefilter for MG 140

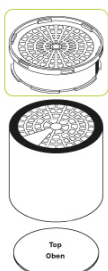
| Order No. | Description | Filter type | PU |
|---------------|---------------------------------------|------------------|----|
| 140-2000-ESDN | Particle filter E 12 | Particle filter | 1 |
| 145-4000 | Pre-filter for MG 140 / F8 (2 pieces) | Fine dust filter | 2 |
| 450-2000 | Fine dust pocket filter F8 MG 400 | | 2 |
| 130-1000-ESDN | Fume extraction unit MG 130 | | |

Prefilter for MG 140, MG100



| Order No. | Description | Filter type | PU |
|-----------|--|------------------|----|
| PF-100 0 | Pre filter box, incl. brackets and 2 m connection hose | | 1 |
| 500-4000 | Pre-filter for PF-1000, BT 75 | Fine dust filter | 5 |


Compressed air cleaning filters for WFE, WFE P, WFE2P, FT 12, FT 12-PF



| Order No. | Description | Filter type | PU |
|----------------|---------------------|---------------------|----|
| T005 36 421 99 | Fine dust filter F7 | Fine dust filter F7 | 3 |



 SIMPLE OPERATION



Dispensing
Professional

235 - 240

Dispensing

Less is more ...



For every dispensing application

The right dispenser for every application.
2 versions of dispenser, 1 or 2 channel.



Reduce rework and waste

Reduced sources of errors due to manual control. Dispensing time via potentiometer.



Efficient and cost effective

Savings thanks to precise meter.



Precise and clean results.

Protection against contamination.
Vacuum technology prevents dripping.



KDS824A (US)

Deluxe Shot Meter 230 V / 120 V



Order No. KDS824A

- Benchtop Shot Meter with Vacuum Only
- Basic low cost system
- Easy to set up and operate
- Electrically actuated foot pedal
- Vacuum feature prevents dripping
- 0 - 100 PSI regulators and gauges with locking ring
- Benchtop unit; easy reading of dials, adjustment of air pressure and vacuum
- Low voltage unit, slide switch easily changes unit from 115 to 230 volts
- Order syringe adapters, kits and other accessories separately



| Accessories | Order No. | Model | Description |
|-------------|----------------------|---------------|---|
| | KDS301 | KDS301 | Vacuum Pick-up Wand |
| | KDS806V | KDS806V | Foot valve with vacuum |
| | KDS816 | KDS816 | Syringe holder Stand |
| | KDS830S6N | KDS830S6 | - Metal syringe adapter with 6" (2 m) air line and fitting - Plugs directly into any shot meters - Fits all syringes usual in trade |
| | KDSDELUXEKITN | KDSDELUXEKITN | Deluxe Kit for shot meters and food vales |

KDS834A (US)

Economy Shot Meter 230 V / 120 V



Order No. KDS834A

- Benchtop Shot Meter with Vacuum Only
- Basic low cost system
- Easy to set up and operate
- Electrically actuated foot pedal
- Vacuum feature prevents dripping
- 0 - 100 PSI regulators and gauges with locking ring
- Benchtop unit; easy reading of dials, adjustment of air pressure, vacuum
- Low voltage unit, slide switch easily changes unit from 115 to 230 volts
- Order syringe adapters, kits and other accessories separately



| Accessories | Order No. | Model | Description |
|-------------|----------------------|---------------|---|
| | KDS806V | KDS806V | Foot valve with vacuum |
| | KDS816 | KDS816 | Syringe holder Stand |
| | KDSDELUXEKITN | KDSDELUXEKITN | Deluxe Kit for shot meters and food vales |



Vacuum Pick-up

KDS301

Vacuum Pick-up Wand

Order No. KDS301

- Attaches to the air accessory port of the KDS824A shot meters
- A finger control on the wand allows you to easily pick up small components
- Comes with three sizes of ESD safe suction cups



Accessories for Vacuum Pick-up

| Order No. | Description |
|----------------|--|
| KDS260S | Suction Cup Small Ø 3,2 mm for KDS301 |
| KDS260M | Suction Cup Medium Ø 6,3 mm for KDS301 |
| KDS260L | Suction Cup Large Ø 9,5 mm for KDS301 |



Syringe Adapter

Metal Adapters Assemblies (universal)

- Metal syringe adapter with 6" (2m) air line and fitting.
- Plus directly into any short meters.
- Fitters all syringes usual in trade.



| Order No. | Size | Airline Diameter | | Pkt. Qty. |
|------------------|------|------------------|-----|-----------|
| | | Inch | mm | |
| KDS805S6N | 5CC | 3/32 | 2.4 | 1 |
| KDS810S6N | 10CC | 3/32 | 2.4 | 1 |

Accessory




| Order No. | Order No. |
|---------------|----------------------|
| KDS816 | Syringe holder Stand |



Needles

Stainless Steel Plastic Hub Dispensing Needles



| Order No. | Description | Gauge | Inside Ø | | Outside Ø | | Length | | Colour | Pkt. Qty. |
|----------------------|---------------------|-------|----------|------|-----------|------|--------|-------|------------|-----------|
| | | | Inch | mm | Inch | mm | Inch | mm | | |
| KDS1412P | Tapered Tip Needles | 14 | 0.067 | 1.70 | 0.083 | 2.11 | 0.5 | 12.70 | Dark green | 50 |
| KDS141P | Tapered Tip Needles | 14 | 0.067 | 1.70 | 0.083 | 2.11 | 1 | 25.40 | Dark green | 50 |
| KDS1512P | Tapered Tip Needles | 15 | 0.060 | 1.52 | 0.072 | 1.83 | 0.5 | 12.70 | Orange | 50 |
| KDS1612P | Tapered Tip Needles | 16 | 0.053 | 1.35 | 0.064 | 1.63 | 0.5 | 12.70 | Purple | 50 |
| KDS161P | Tapered Tip Needles | 16 | 0.053 | 1.35 | 0.064 | 1.63 | 1 | 25.40 | Purple | 50 |
| KDS16112P | Tapered Tip Needles | 16 | 0.053 | 1.35 | 0.064 | 1.63 | 1.5 | 38.10 | Purple | 50 |
| KDS1712P | Tapered Tip Needles | 17 | 0.045 | 1.14 | 0.060 | 1.52 | 0.5 | 12.70 | White | 50 |
| KDS1812P | Tapered Tip Needles | 18 | 0.038 | 0.97 | 0.050 | 1.27 | 0.5 | 12.70 | Pink | 50 |
| KDS181P | Tapered Tip Needles | 18 | 0.038 | 0.97 | 0.050 | 1.27 | 1 | 25.40 | Pink | 50 |
| KDS1912P | Tapered Tip Needles | 19 | 0.032 | 0.81 | 0.042 | 1.07 | 0.5 | 12.70 | Brown | 50 |
| KDS191P | Tapered Tip Needles | 19 | 0.032 | 0.81 | 0.042 | 1.07 | 1 | 25.40 | Brown | 50 |
| KDS2012P | Tapered Tip Needles | 20 | 0.026 | 0.66 | 0.035 | 0.89 | 0.5 | 12.70 | Yellow | 50 |
| KDS201P | Tapered Tip Needles | 20 | 0.026 | 0.66 | 0.035 | 0.89 | 1 | 25.40 | Yellow | 50 |
| KDS2112P | Tapered Tip Needles | 21 | 0.023 | 0.58 | 0.032 | 0.89 | 0.5 | 12.70 | Green | 50 |
| KDS2212P | Tapered Tip Needles | 22 | 0.019 | 0.48 | 0.028 | 0.71 | 0.5 | 12.70 | Black | 50 |
| KDS221P | Tapered Tip Needles | 22 | 0.019 | 0.48 | 0.028 | 0.71 | 1 | 25.40 | Black | 50 |
| KDS2312P | Tapered Tip Needles | 23 | 0.017 | 0.43 | 0.025 | 0.64 | 0.5 | 12.70 | Light blue | 50 |
| KDS2512P | Tapered Tip Needles | 25 | 0.012 | 0.30 | 0.020 | 0.51 | 0.5 | 12.70 | Blue | 50 |
| KDS3012P | Tapered Tip Needles | 30 | 0.006 | 0.15 | 0.012 | 0.30 | 0.5 | 12.70 | Lavender | 50 |
| KDS660 | Pieces Needle Kit | | | | | | | | | 500 |
| KDSSAMPLEPACK | Needle Sample Pack | | | | | | | | | 5 |



Tapered Tip Needles



| Order No. | Description | Gauge | Inside Ø | | Colour | Pkt. Qty. |
|-----------------|---------------------|-------|----------|------|--------|-----------|
| | | | Inch | mm | | |
| KDS14TNP | Tapered Tip Needles | 14 | 0.063 | 1.60 | Salmon | 50 |
| KDS16TNP | Tapered Tip Needles | 16 | 0.048 | 1.22 | Grey | 50 |
| KDS18TNP | Tapered Tip Needles | 18 | 0.034 | 0.86 | Green | 50 |
| KDS20TNP | Tapered Tip Needles | 20 | 0.024 | 0.61 | Pink | 50 |
| KDS22TNP | Tapered Tip Needles | 22 | 0.017 | 0.43 | Blue | 50 |

Miscellaneous Accessories

| Order no. | Description | PU |
|---------------|-----------------------------|----|
| KDS825 | Panel Mount Coupler | 1 |
| KDS900 | Male Connector Large Barb | 5 |
| KDS901 | Female Connector for KDS301 | 1 |

Precision tools

| | |
|--------------------------------------|------------|
| Side cutters and tip cutters | 244 |
| Series 600 Micro | 250 |
| Series 2400 MagicSense | 252 |
| Series 500 Medium | 255 |
| Series 800 Maxi | 260 |
| Tungsten-carbide cutters | 262 |
| Special applications | 265 |
| Pneumatic side cutter and tip cutter | 267 |
| Distance cutter | 269 |
| Pliers | 272 |
| Series 500 Medium | 274 |
| Series 2400 MagicSense | 277 |
| Stripping pliers | 279 |
| Forming pliers | 281 |
| Tweezers | 286 |
| Precision tweezers | 288 |
| SMD tweezers | 296 |
| Locking gripping tweezers | 298 |
| Wafer tweezers | 299 |
| Cutting tweezers | 300 |
| Stripping tweezers | 301 |
| Extraction tweezers | 302 |
| Special tools | 303 |
| IC and SMD tools | 304 |
| High precision stripping pliers | 307 |
| Kits | 309 |



Precision Tools Erem®

Side cutters and tip cutters, pliers, tweezers, special Erem tools, toolkits






Special applications

Side cutters for use in medical device manufacturing

The 632NCF miniature side cutter is ideally suited for soft material such as silicone tubes in medical device applications, precision connector seals or miniature rubber seals.

The miniature cutter is also the ideal tool for cutting soft synthetic parts, e.g. in the manufacture of hearing aids.

The cutting edges of the 632NCF side cutter are precision-ground to an extremely high level. This enables the cutter to deliver a razor-like full-flush cut.



Tip cutters to remove fine pitch SMD ICs

A simple method to remove SMD ICs is to cut each of the individual leads to remove the device and then reflow the joint with a soldering iron and remove the component leads from the board.

The solder left on the board can then be removed with a desoldering tool or desolder braid and a new component fitted.

The 670EP and 670EPF have fine pointed tapered and relieved heads that are able to fit between individual leads and cut them without causing damage to the printed circuit.



Tungsten-carbide cutter for the preparation of cardio-vascular stents

A stent is a vascular-wall prop. It is a lattice-shaped tube made of stainless steel or nickel-titanium. It serves to hold open constricted coronary blood vessels and improves the flow of blood through the vessels.

It is important in stent manufacture that the cut end of any wire in the lattice is as flat as possible, otherwise it will be necessary rework the stents.

These side cutters have fine polished carbide cutting blades to accurately cut the lattice and reduce the need for rework.




High-precision side cutters for cutting stainless wires

The 599TFO has wear resistant tungsten-carbide cutting edges and all round capability. It is able to cut Vectran™ braided wires, fiber optics, Kevlar® and small stainless steel braids and wires.

A further application lies in telecommunications, i.e. working on fiber-optic cables, Kevlar® silks and piano wires.





The quality and performance of Erem precision tweezers are the result of more than 40 years of development and expertise.

Erem is one of the leaders in the development of high-precision tools for a wide variety of applications in electronics, aeronautical engineering, light engineering, telecommunications, laboratory technology, medicine and the jewelry, watchmaking and goldsmithing industries.



Tweezers for biology and laboratory applications

Erem micro-tweezers are suitable for use in biology (e.g. model 5MBS, 5FSA or M5S).

These tweezers with very pointed tips make it possible to access tight spaces and offer excellent visibility when performing precision work and when working under a microscope.


High-precision tweezers are particularly suitable for analysis applications and the handling of tissues, fine threads and other very small objects.



Tweezers for use in the jewelry industry

These stainless steel tweezers with Teflon® coated tips (e.g. type 2ASASLT) are particularly suited for use in the jewelry industry. They are robust and the Teflon® coated tips provide a non-stick surface.

Titanium tweezers type like 3CTA are also ideal for this application. Their light weight maintains fingertip control over extended working periods and their resistance to high temperatures allows them to be used in applications that might use gas flames.



Tweezers for use in light engineering and dental applications

Erem offers special gripping pliers for applications in light engineering. The type 940AS lockable gripping tweezers can withstand a tensile force of 5 kg and can securely hold small wires.

The stainless steel construction allows the tweezers to be sterilized in an autoclave.



Side cutters and tip cutters

FOR ALMOST EVERY APPLICATION

Built-in Erem Magic Spring

The Magic Spring system used in Erem precision tools is unique. It is integral to the cutting head and provides a constant closing and re-opening force. It is highly reliable, makes the tools easy to use and reduces operator fatigue.

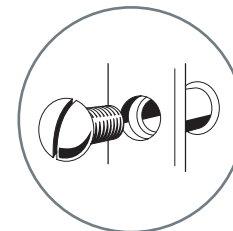
- Reduce costs thanks to long life
- Constant spring force
- Guarantees more than 1 million operations



High-precision screw joint

This self locking screw joint system gives a smooth cutting and opening action and ensures that there is no blade overlap or play.

- Smooth jaw action with no play
- Smooth cutting operation with no jaw overlapping



Induction-hardened cutting edges

The cutting blades of Erem cutters are hardened to Rockwell 63-65 HRc by an induction-heating process.

- High durability thanks for special material selection

Special tool steel

Erem electronics tools are made from bright steel.

The special tool steel is made using a unique Swiss processing technique.

- The bright tool steel gives additional strength and toughness to the tools to promote a long service life.



ESD-safe

The interchangeable foam-cushion handles are ESD-safe and are fitted as standard on all Erem cutters and pliers.



SAFE, RELIABLE AND FAST OPERATION BY PRECISE CUTS

Ergonomically shaped handles

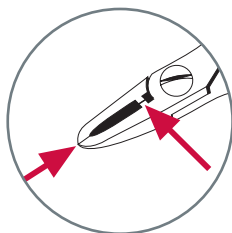
- For high comfort, better grip and added safety.

Erem - Maximum Opening Stop

- Limits the cutting-edge tips from opening more than 5 mm/197 Inch. The limited extent to which the handles can open prevents user hand fatigue.




COMFORTABLE AND FATIGUE-FREE WORKING.



Erem cutting-edge protection for tip cutters

All tip cutters are fitted with a special stop system which prevents the cutting edges from overlapping.



Safety device for holding wire scraps

This safety device for side cutters holds wire scraps securely after cutting. Available on most 500, 600 and 2400 series cutters (oval head). Order suffix "W" e.g. 595EW.



Cut shape

There are three blade options, which determine the shape left on a lead after cutting.



Semi-flush

This cut leaves a pyramidal tip at the end of the wire. It is particularly suitable for standard jobs where the final shape does not play a significant role. Cutters with this cut are suitable for both soft copper wires and very hard wires such as stainless steel.



Flush

This cut leaves a much smaller tip at the end of the wire than the semi-flush cut – without reducing the cutting ability. The cutting edges are finer than on semi-flush cutters. The effort exerted when cutting is less and the load on the component is reduced. Flush wire ends reduce the effort needed to fit components on printed-circuit boards. Erem guarantees precise cutting even after frequent use.



Super full flush

Only Erem offers you a super full flush cut. This cut provides absolutely flush wire ends.

No rework is needed. Cutters with this cut are absolutely precision-ground and sharpened. The effort exerted when cutting is low, as is the load on the component caused by the cut. Soldering tags in soldering-bath procedures are prevented. Cutters of this type are used in applications for microelectronics, space travel or medical technology. These cutters are suitable for soft wires.



Erem

VS



Competitor



Service



Re-sharpening

Erem is your service partner. All Erem side and tip cutters except those with carbide insert blades can be re-sharpened up to three times. Carriage charges will apply.







Replacement parts

Erem cutters and pliers and their component parts are warranted against manufacturing defects. Magic springs, precision joint components are available as spare parts.



Choosing the right tool

Visibility and accessibility

| | Micro Series 600 / 2600 | Medium Series 2400 MagicSense | Medium Series 500 | Maxi Series 800 / 2800 | Tungsten-carbide cutters |
|--|-------------------------|-------------------------------|-------------------|------------------------|--------------------------|
|  Tip cutter Straight relieved head <ul style="list-style-type: none"> • Horizontal and vertical cuts • Cutting in hard-to-reach areas | ✓ | ✓ | ✓ | | |
|  Tip cutter Angled narrow head <ul style="list-style-type: none"> • Precise cuts at different working angles | | ✓ | ✓ | | |
|  Tip cutter Angled wide head <ul style="list-style-type: none"> • Precise cuts at different working angles | | ✓ | ✓ | | ✓ |
|  Side cutter Pointed relieved head <ul style="list-style-type: none"> • Narrowest head shape • Optimum access even to extremely hard-to-reach areas | ✓ | | ✓ | ✓ | ✓ |
|  Side cutter Tapered head <ul style="list-style-type: none"> • Straight edges and taper to a point • Access to difficult to reach areas without reducing the cutting ability | ✓ | ✓ | ✓ | ✓ | ✓ |
|  Side cutter Oval head <ul style="list-style-type: none"> • Cutting in easy accessible areas • Offers the highest cutting capacity | | ✓ | ✓ | ✓ | ✓ |

High cutting ability

| Micro Series 600 / 2600 | Medium Series 2400 MagicSense | Medium Series 500 | Maxi Series 800 / 2800 | Tungsten-carbide cutters |
|-----------------------------------|---|-------------------|--|--------------------------|
| Miniature cutters for fine wires. | Medium-size cutters. Combines robustness, visibility and accessibility. Optimized ergonomic shape and an improved grade of hardness. | | The strongest and most robust head size cuts large wire diameters. | |

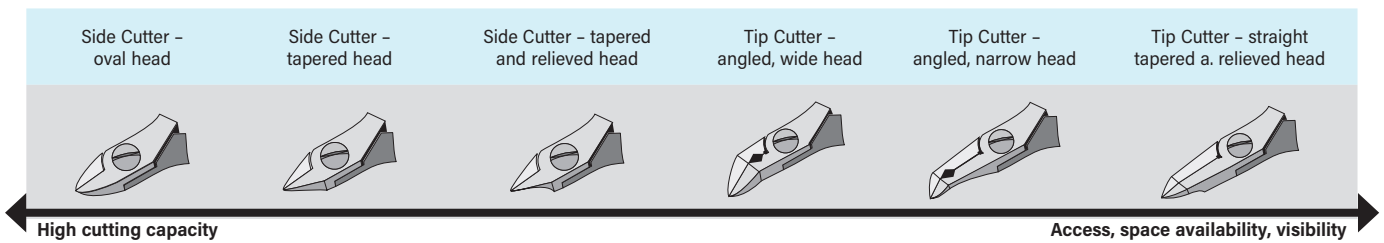


Choosing the right tool

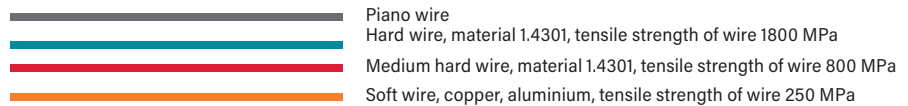
3 Sizes

| | Micro | | Medium | | Maxi | |
|-------------|-------------------|------------|-------------|-------------------|---------|---------|
| | | | | | | |
| | Series 600 / 2600 | Series 500 | Series 2400 | Series 800 / 2800 | | |
| Width a | 9,0 mm | 9,0 mm | 11,0 mm | 11,0 mm | 13,5 mm | 13,5 mm |
| Thickness b | 6,0 mm | 6,0 mm | 6,0 mm | 6,0 mm | 7,2 mm | 7,2 mm |

How to choose the right tool?



Cutting Capabilities



| Type | Type of Cut | mm Inch | Cutting Capacity | | | | | | | | | | | | | | | | | | |
|------------------------------------|-----------------|------------------|---|-------------|-------------|-------------|-------------|-------------|-------------|-------------|-------------|-------------|-------------|-------------|-------------|-------------|-------------|-------------|-------------|-------------|-------------|
| | | | 0,03 .0001 | 0,1 .003 | 0,2 .007 | 0,3 .011 | 0,4 .015 | 0,5 .019 | 0,6 .023 | 0,7 .027 | 0,8 .031 | 0,9 .035 | 1,0 .039 | 1,1 .043 | 1,2 .047 | 1,3 .051 | 1,4 .055 | 1,5 .059 | 1,6 .062 | 1,7 .066 | 1,8 .070 |
| Series 600 Micro & 2600 | | | | | | | | | | | | | | | | | | | | | |
| | 612N 2612N | Semi-flush | [Capacity bars for 612N/2612N] | | | | | | | | | | | | | | | | | | |
| | 622N 2622N | Flush | [Capacity bars for 622N/2622N] | | | | | | | | | | | | | | | | | | |
| | 622TX | Flush / Carbide | [Capacity bars for 622TX] | | | | | | | | | | | | | | | | | | |
| | 632N 2632N | Super Full Flush | [Capacity bars for 632N/2632N] | | | | | | | | | | | | | | | | | | |
| | 622NA | Flush | [Capacity bars for 622NA] | | | | | | | | | | | | | | | | | | |
| | 622NB 2622NB | Flush | [Capacity bars for 622NB/2622NB] | | | | | | | | | | | | | | | | | | |
| | 676E | Flush | [Capacity bars for 676E] | | | | | | | | | | | | | | | | | | |
| | 776E | Super Full Flush | [Capacity bars for 776E] | | | | | | | | | | | | | | | | | | |
| | 632NCF | Super Full Flush | Only for soft materials: silicone, rubber, etc. | | | | | | | | | | | | | | | | | | |
| | 670E | Flush | [Capacity bars for 670E] | | | | | | | | | | | | | | | | | | |
| | 670EP | Flush | [Capacity bars for 670EP] | | | | | | | | | | | | | | | | | | |
| | 670EPF | Flush | Only for micro pitches under 0.5 mm / .019 Inch | | | | | | | | | | | | | | | | | | |



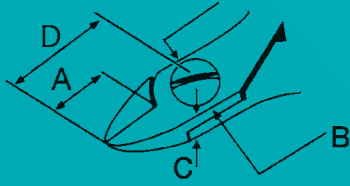
| Type | | Type of Cut | Cutting Capacity | | | | | | | | | | | | | | | | | | | |
|-------------------------------|---------|------------------|-----------------------------|------|------|------|------|------|------|------|------|------|------|------|------|------|------|------|------|------|------|------|
| | | | 0,03 | 0,1 | 0,2 | 0,3 | 0,4 | 0,5 | 0,6 | 0,7 | 0,8 | 0,9 | 1,0 | 1,1 | 1,2 | 1,3 | 1,4 | 1,5 | 1,6 | 1,7 | 1,8 | 1,9 |
| | | mm Inch | .0001 | .003 | .007 | .011 | .015 | .019 | .023 | .027 | .031 | .035 | .039 | .043 | .047 | .051 | .055 | .059 | .062 | .066 | .070 | .074 |
| Series 2400 MagicSense | | | | | | | | | | | | | | | | | | | | | | |
| | 2412E | Semi-flush | [Capacity bars for 2412E] | | | | | | | | | | | | | | | | | | | |
| | 2422E | Flush | [Capacity bars for 2422E] | | | | | | | | | | | | | | | | | | | |
| | 2432E | Super Full Flush | [Capacity bars for 2432E] | | | | | | | | | | | | | | | | | | | |
| | 2477E | Flush | [Capacity bars for 2477E] | | | | | | | | | | | | | | | | | | | |
| | 2403E | Flush | [Capacity bars for 2403E] | | | | | | | | | | | | | | | | | | | |
| | 2404E | Flush | [Capacity bars for 2404E] | | | | | | | | | | | | | | | | | | | |
| | 2482E | Flush | [Capacity bars for 2482E] | | | | | | | | | | | | | | | | | | | |
| | 2475E | Flush | [Capacity bars for 2475E] | | | | | | | | | | | | | | | | | | | |
| | 2470E | Flush | [Capacity bars for 2470E] | | | | | | | | | | | | | | | | | | | |
| | 2476TX2 | Flush / Carbide | [Capacity bars for 2476TX2] | | | | | | | | | | | | | | | | | | | |

| Type | | Type of Cut | Cutting Capacity | | | | | | | | | | | | | | | | | | | |
|--------------------------|---------|----------------------|-----------------------------|------|------|------|------|------|------|------|------|------|------|------|------|------|------|------|------|------|------|------|
| | | | 0,03 | 0,1 | 0,2 | 0,3 | 0,4 | 0,5 | 0,6 | 0,7 | 0,8 | 0,9 | 1,0 | 1,1 | 1,2 | 1,3 | 1,4 | 1,5 | 1,6 | 1,7 | 1,8 | 1,9 |
| | | mm Inch | .0001 | .003 | .007 | .011 | .015 | .019 | .023 | .027 | .031 | .035 | .039 | .043 | .047 | .051 | .055 | .059 | .062 | .066 | .070 | .074 |
| Series 500 Medium | | | | | | | | | | | | | | | | | | | | | | |
| | 512N | Semi-flush | [Capacity bars for 512N] | | | | | | | | | | | | | | | | | | | |
| | 512E | Semi-flush | [Capacity bars for 512E] | | | | | | | | | | | | | | | | | | | |
| | 599T | Semi-flush / Carbide | [Capacity bars for 599T] | | | | | | | | | | | | | | | | | | | |
| | 522N | Flush | [Capacity bars for 522N] | | | | | | | | | | | | | | | | | | | |
| | 599E | Flush | [Capacity bars for 599E] | | | | | | | | | | | | | | | | | | | |
| | 532N | Super Full Flush | [Capacity bars for 532N] | | | | | | | | | | | | | | | | | | | |
| | 576TX1 | Flush / Carbide | [Capacity bars for 576TX1] | | | | | | | | | | | | | | | | | | | |
| | 503E | Flush | [Capacity bars for 503E] | | | | | | | | | | | | | | | | | | | |
| | 503ETST | Flush / Carbide | [Capacity bars for 503ETST] | | | | | | | | | | | | | | | | | | | |
| | 503ETST | Flush | [Capacity bars for 503ETST] | | | | | | | | | | | | | | | | | | | |
| | 555E | Flush | [Capacity bars for 555E] | | | | | | | | | | | | | | | | | | | |
| | 572E | Flush | [Capacity bars for 572E] | | | | | | | | | | | | | | | | | | | |
| | 582E | Flush | [Capacity bars for 582E] | | | | | | | | | | | | | | | | | | | |
| | 592E | Flush | [Capacity bars for 592E] | | | | | | | | | | | | | | | | | | | |
| | 792E | Super Full Flush | [Capacity bars for 792E] | | | | | | | | | | | | | | | | | | | |
| | 555E | Flush / Carbide | [Capacity bars for 555E] | | | | | | | | | | | | | | | | | | | |
| | 570E | Flush | [Capacity bars for 570E] | | | | | | | | | | | | | | | | | | | |
| | 573E | Flush | [Capacity bars for 573E] | | | | | | | | | | | | | | | | | | | |

| Type | | Type of Cut | Cutting Capacity | | | | | | | | | | | | | | | | | | | |
|-----------------------------------|-------|-------------|---------------------------|------|------|------|------|------|------|------|------|------|------|------|------|------|------|------|------|------|------|------|
| | | | 0,03 | 0,1 | 0,2 | 0,3 | 0,4 | 0,5 | 0,6 | 0,7 | 0,8 | 0,9 | 1,0 | 1,1 | 1,2 | 1,3 | 1,4 | 1,5 | 1,6 | 1,7 | 1,8 | 1,9 |
| | | mm Inch | .0001 | .003 | .007 | .011 | .015 | .019 | .023 | .027 | .031 | .035 | .039 | .043 | .047 | .051 | .055 | .059 | .062 | .066 | .070 | .074 |
| Series 800 Maxi & 2800 | | | | | | | | | | | | | | | | | | | | | | |
| | 812N | Semi-flush | [Capacity bars for 812N] | | | | | | | | | | | | | | | | | | | |
| | 2812N | Semi-flush | [Capacity bars for 2812N] | | | | | | | | | | | | | | | | | | | |
| | 822N | Flush | [Capacity bars for 822N] | | | | | | | | | | | | | | | | | | | |
| | 2822N | Flush | [Capacity bars for 2822N] | | | | | | | | | | | | | | | | | | | |
| | 886E | Flush | [Capacity bars for 886E] | | | | | | | | | | | | | | | | | | | |
| | 2886E | Flush | [Capacity bars for 2886E] | | | | | | | | | | | | | | | | | | | |
| | 884E | Flush | [Capacity bars for 884E] | | | | | | | | | | | | | | | | | | | |



Series 600 Micro



A = Length of cutting edges
 B = Head width
 C = Head thickness
 D = Head length

Side cutter - oval head



4.331 Inch / 110 mm

1.69 oz. / 48 g

- This is the most widely used head shape.
- Fits for all cutting applications where easy access is given

| Model | Cut | A | | B | | C | | D | | Max. cutting capability in mm | | |
|-------|----------------------|-------|----|-------|----|-------|----|-------|----|-------------------------------|-----------------|-------------|
| | | Inch | mm | Inch | mm | Inch | mm | Inch | mm | Hard wire | Medium hardness | Copper wire |
| 612N | Semi-flush | 0.354 | 9 | 0.354 | 9 | 0.236 | 6 | 0.590 | 15 | Ø 0,5 | Ø 0,8 | Ø 1,3 |
| T622N | Flush | 0.354 | 9 | 0.354 | 9 | 0.236 | 6 | 0.590 | 15 | - | Ø 0,8 | Ø 1,3 |
| 632N | Super full flush | 0.354 | 9 | 0.354 | 9 | 0.236 | 6 | 0.590 | 15 | - | Ø 0,7 | Ø 1,3 |
| 622NA | Flush | 0.354 | 9 | 0.354 | 9 | 0.236 | 6 | 0.590 | 15 | - | Ø 0,7 | Ø 1,0 |

Side Cutter - tapered head



4.331 Inch / 110 mm

48 g

- The jaws of the cutter have straight edges and taper to a point. This head shape allows access to difficult to reach areas but reduces the cutting capacity in comparison to the same size oval head cutter.

| Model | Cut | A | | B | | C | | D | | Max. cutting capability in mm | | |
|-------|-----------|-------|----|-------|----|-------|----|-------|----|-------------------------------|-----------------|-------------|
| | | Inch | mm | Inch | mm | Inch | mm | Inch | mm | Hard wire | Medium hardness | Copper wire |
| 622NA | Flush | 0.354 | 9 | 0.354 | 9 | 0.236 | 6 | 0.590 | 15 | - | Ø 0,7 | Ø 1,0 |







Side cutter – pointed relieved head



 4.331 Inch / 110 mm

 1.69 oz. / 48 g


- This is the narrowest head shape.
- The underside is relieved and facilitates optimum access even to extremely hard-to-reach areas.

| Model | Cut | A | | B | | C | | D | | Max. cutting capability in mm | | |
|---------------|---|-------|----|-------|-----|-------|----|-------|----|---|-----------------|-------------|
| | | Inch | mm | Inch | mm | Inch | mm | Inch | mm | Hard wire | Medium hardness | Copper wire |
| 622NB |  Flush | 0.354 | 9 | 0.39 | 9.8 | 0.236 | 6 | 0.65 | 16 | - | Ø 0,6 | Ø 0,8 |
| 676E |  Flush | 0.354 | 9 | 0.354 | 9 | 0.236 | 6 | 0.590 | 15 | - | Ø 0,6 | Ø 0,8 |
| 776E |  Super full flush | 0.354 | 9 | 0.354 | 9 | 0.236 | 6 | 0.590 | 15 | - | Ø 0,6 | Ø 0,8 |
| 632NCF |  Super full flush | 0.354 | 9 | 0.354 | 9 | 0.236 | 6 | 0.590 | 15 | suitable for precision cuts on soft materials, e.g. small silicone tubes, precision connector seals, miniature rubber seals, soft synthetic parts | | |




Tip cutter - straight short relieved head



 4.331 Inch / 110 mm

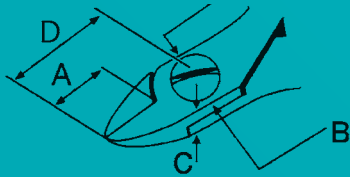
 1.69 oz. / 48 g

- Suitable for cutting SMD and micro-package contacts.

| Model | Cut | A | | B | | C | | D | | Max. cutting capability in mm | | |
|---------------|--|-------|----|-------|----|-------|----|-------|----|-------------------------------|-----------------|-------------|
| | | Inch | mm | Inch | mm | Inch | mm | Inch | mm | Hard wire | Medium hardness | Copper wire |
| 670E |  Flush | 0.118 | 3 | 0.354 | 9 | 0.236 | 6 | 0.709 | 18 | - | Ø 0,5 | Ø 0,8 |
| 670EP |  Flush | 0.118 | 3 | 0.354 | 9 | 0.236 | 6 | 0.709 | 18 | | Ø 0,5 | Ø 0,6 |
| 670EPF |  Flush | 0.118 | 3 | 0.354 | 9 | 0.236 | 6 | 0.709 | 18 | - | Ø 0,4 | Ø 0,6 |



Series 2400 MagicSense



A = Length of cutting edges
 B = Head width
 C = Head thickness
 D = Head length

Side cutter – oval head



5.118 Inch / 130 mm

2.47 oz. / 70 g

- This is the most widely used head shape.
- Fits for all cutting applications where easy access is given
- It is robust and offers the highest cutting capacity.
- Erem cutters and pliers with ergonomic handle. The ergonomic handle and special materials ensure a soft feel, operating comfort and safety.

| Model | Cut | A | | B | | C | | D | | Max. cutting capability in mm | | |
|-------|------------------|-------|----|-------|----|-------|----|-------|----|-------------------------------|-----------------|-------------|
| | | Inch | mm | Inch | mm | Inch | mm | Inch | mm | Hard wire | Medium hardness | Copper wire |
| 2412E | Semi-flush | 0.472 | 12 | 0.433 | 11 | 0.236 | 6 | 0.748 | 19 | Ø 0,5 | Ø 1,0 | Ø 1,6 |
| 2422E | Flush | 0.472 | 12 | 0.433 | 11 | 0.236 | 6 | 0.748 | 19 | - | Ø 1,0 | Ø 1,6 |
| 2432E | Super full flush | 0.472 | 12 | 0.433 | 11 | 0.236 | 6 | 0.748 | 19 | - | Ø 0,8 | Ø 1,6 |



Side cutter - tapered



5 Inch / 127 mm
2.469 oz. / 70 g

- The jaws of the cutter have straight edges and taper to a point. This head shape allows access to difficult to reach areas but reduces the cutting capacity in comparison to the same size oval head cutter.
- Erem cutters and pliers with ergonomic handle. The ergonomic handle and special materials ensure a soft feel, operating comfort and safety.

| Model | Cut | A | | B | | C | | D | | Max. cutting capability in mm | | |
|-------|-------|-------|----|-------|----|-------|----|-------|----|-------------------------------|-----------------|-------------|
| | | Inch | mm | Inch | mm | Inch | mm | Inch | mm | Hard wire | Medium hardness | Copper wire |
| 2477E | Flush | 0.472 | 12 | 0.433 | 11 | 0.236 | 6 | 0.742 | 19 | - | Ø 1,0 | Ø 1,3 |

Tip cutter - angled wide head



5 Inch / 127 mm
2.469 oz. / 70 g
30°

- The angled head provides for precise cuts at different working angles.
- Erem cutters and pliers with ergonomic handle. The ergonomic handle and special materials ensure a soft feel, operating comfort and safety.

| Model | Cut | A | | B | | C | | D | | Max. cutting capability in mm | | |
|-------|-------|-------|----|-------|----|-------|----|-------|----|-------------------------------|-----------------|-------------|
| | | Inch | mm | Inch | mm | Inch | mm | Inch | mm | Hard wire | Medium hardness | Copper wire |
| 2403E | Flush | 0.354 | 9 | 0.433 | 11 | 0.236 | 6 | 0.748 | 19 | - | Ø 1,0 | Ø 1,6 |
| 2404E | Flush | 0.354 | 9 | 0.433 | 11 | 0.236 | 6 | 0.787 | 20 | - | Ø 0,8 | Ø 1,3 |

Side cutters and tip cutters

Pliers

Tweezers

Special tools

Kits



Tip cutter - angled narrow head



5.315 Inch / 135 mm

2.539 oz. / 72 g

45°

- The angled head provides for precise cuts at different working angles.
- Erem cutters and pliers with ergonomic handle. The ergonomic handle and special materials ensure a soft feel, operating comfort and safety.

| Model | Cut | A | | B | | C | | D | | Max. cutting capability in mm | | |
|-------|-----------|-------|----|-------|----|-------|----|-------|----|--|-----------------|-------------|
| | | Inch | mm | Inch | mm | Inch | mm | Inch | mm | Hard wire | Medium hardness | Copper wire |
| 2482E | Flush | 0.236 | 6 | 0.433 | 11 | 0.236 | 6 | 1.02 | 26 | - | Ø 0,6 | Ø 1,2 |
| | | | | | | | | | | suitable for working on printed-circuit boards, component connections, can be used in both 90° and 180° applications | | |
| 2475E | Flush | 0.157 | 4 | 0.433 | 11 | 0.236 | 6 | 0.866 | 22 | - | Ø 0,4 | Ø 0,6 |
| | | | | | | | | | | suitable for fine cutting work on hybrid circuits of miniature components | | |

Tip cutter - straight long relieved head



5.512 Inch / 140 mm

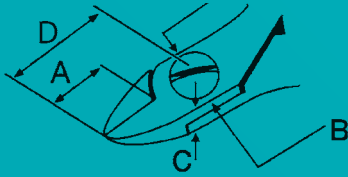
2.539 oz. / 72 g

- This head is suitable for horizontal and vertical cuts.
- The long tips facilitate cutting in hard-to-reach areas.
- Erem cutters and pliers with ergonomic handle. The ergonomic handle and special materials ensure a soft feel, operating comfort and safety.

| Model | Cut | A | | B | | C | | D | | Max. cutting capability in mm | | |
|-------|-----------|-------|----|-------|----|-------|----|-------|----|-------------------------------|-----------------|-------------|
| | | Inch | mm | Inch | mm | Inch | mm | Inch | mm | Hard wire | Medium hardness | Copper wire |
| 2470E | Flush | 0.157 | 4 | 0.433 | 11 | 0.236 | 6 | 1.142 | 29 | - | Ø 0,4 | Ø 0,6 |



Series 500 Medium



A = Length of cutting edges
B = Head width
C = Head thickness
D = Head length






Side cutter - oval head



 4.528 Inch / 115 mm

 2.363 oz. / 67 g

- This is the most widely used head shape.
- Fits for all cutting applications where easy access is given
- It is robust and offers the highest cutting capacity.

| Model | Cut | A | | B | | C | | D | | Max. cutting capability in mm | | |
|-------|---|-------|----|-------|----|-------|----|-------|----|-------------------------------|-----------------|-------------|
| | | Inch | mm | Inch | mm | Inch | mm | Inch | mm | Hard wire | Medium hardness | Copper wire |
| 512N |  Semi-flush | 0.472 | 12 | 0.433 | 11 | 0.236 | 6 | 0.748 | 19 | Ø 0,5 | Ø 1,0 | Ø 1,6 |
| 512E |  Semi-flush | 0.472 | 12 | 0.433 | 11 | 0.236 | 6 | 0.748 | 19 | Ø 0,5 | Ø 1,0 | Ø 1,6 |
| 522N |  Flush | 0.472 | 12 | 0.433 | 11 | 0.236 | 6 | 0.748 | 19 | - | Ø 1,0 | Ø 1,6 |
| 599E |  Flush | 0.472 | 10 | 0.433 | 11 | 0.236 | 6 | 0.669 | 17 | - | Ø 1,0 | Ø 1,6 |
| 532N |  Super full flush | 0.472 | 10 | 0.433 | 11 | 0.236 | 6 | 0.748 | 19 | - | Ø 0,8 | Ø 1,6 |



Side cutter - tapered head



4.528 Inch / 115 mm

2.363 oz. / 67 g

- The jaws of the cutter have straight edges and taper to a point. This head shape allows access to difficult to reach areas but reduces the cutting capacity in comparison to the same size oval head cutter.

| Model | Cut | A | | B | | C | | D | | Max. cutting capability in mm | | |
|-------|-----------|-------|----|-------|----|-------|----|-------|----|-------------------------------|-----------------|-------------|
| | | Inch | mm | Inch | mm | Inch | mm | Inch | mm | Hard wire | Medium hardness | Copper wire |
| 595E | Flush | 0.472 | 12 | 0.433 | 11 | 0.236 | 6 | 0.748 | 19 | - | Ø 1,0 | Ø 1,3 |
| 577E | Flush | 0.472 | 10 | 0.433 | 11 | 0.236 | 6 | 0.669 | 17 | - | Ø 1,0 | Ø 1,3 |

Tip cutter - angled, wide, robust head



4.331 Inch / 110 mm

2.363 oz. / 67 g

30°

- The angled head provides for precise cuts at different working angles.

| Model | Cut | A | | B | | C | | D | | Max. cutting capability in mm | | |
|-------|-----------|-------|----|-------|----|-------|----|-------|----|-------------------------------|-----------------|-------------|
| | | Inch | mm | Inch | mm | Inch | mm | Inch | mm | Hard wire | Medium hardness | Copper wire |
| 503E | Flush | 0.354 | 9 | 0.433 | 11 | 0.236 | 6 | 0.748 | 19 | - | Ø 1,0 | Ø 1,6 |
| 504AE | Flush | 0.354 | 9 | 0.433 | 11 | 0.236 | 6 | 0.748 | 19 | - | Ø 0,8 | Ø 1,3 |



Tip cutter - angled narrow head



4.724 Inch / 120 mm

2.399 oz. / 68 g

35°

- The angled head provides for precise cuts at different working angles.
- Narrow, robust head, suitable for working with high cutting force in confined areas.

| Model | Cut | A | | B | | C | | D | | Max. cutting capability in mm | | |
|-------|-------|-------|----|-------|----|-------|----|-------|----|-------------------------------|-----------------|-------------|
| | | Inch | mm | Inch | mm | Inch | mm | Inch | mm | Hard wire | Medium hardness | Copper wire |
| 555E | Flush | 0.236 | 6 | 0.433 | 11 | 0.256 | 6 | 0.945 | 24 | - | Ø 0,6 | Ø 1,3 |



4.528 Inch / 115 mm

2.399 oz. / 68 g

40°

- Relieved cutting edge for easy access.

| Model | Cut | A | | B | | C | | D | | Max. cutting capability in mm | | |
|-------|-------|-------|----|-------|----|-------|----|-------|----|-------------------------------|-----------------|-------------|
| | | Inch | mm | Inch | mm | Inch | mm | Inch | mm | Hard wire | Medium hardness | Copper wire |
| 572E | Flush | 0.236 | 6 | 0.433 | 11 | 0.236 | 6 | 0.827 | 21 | - | Ø 0,6 | Ø 1,3 |




4.528 Inch / 115 mm

2.399 oz. / 68 g

40°

- Suitable for working on printed-circuit boards, component connections, can be used in both 90° and 180° applications

| Model | Cut | A | | B | | C | | D | | Max. cutting capability in mm | | |
|-------|-------|-------|----|-------|----|-------|----|-------|----|-------------------------------|-----------------|-------------|
| | | Inch | mm | Inch | mm | Inch | mm | Inch | mm | Hard wire | Medium hardness | Copper wire |
| 582E | Flush | 0.236 | 6 | 0.433 | 11 | 0.236 | 6 | 1.024 | 26 | - | Ø 0,6 | Ø 1,3 |



4.528 Inch / 115 mm
2.364 oz. / 67 g
45°

- Suitable for working on printed-circuit boards, component connections, can be used in both 90° and 180° applications.
- With safety device for wire scraps.

| Model | Cut | A | | B | | C | | D | | Max. cutting capability in mm | | |
|--------------|-------|-------|----|-------|----|-------|----|-------|----|-------------------------------|-----------------|-------------|
| | | Inch | mm | Inch | mm | Inch | mm | Inch | mm | Hard wire | Medium hardness | Copper wire |
| 582EW | Flush | 0.236 | 6 | 0.433 | 11 | 0.236 | 6 | 1.024 | 26 | - | Ø 0,6 | Ø 1,3 |



4.528 Inch / 115 mm
2.399 oz. / 68 g
30°

- High precision tip cutter, bent.
- Practical rework tool.
- For cutting DIL contacts directly on the component.
- Ideal for densely printed boards.
- Non-reflecting surface
- ESD-safe

| Model | Cut | A | | B | | C | | D | | Max. cutting capability in mm | | |
|--------------|-------|-------|----|-------|----|-------|----|-------|----|-------------------------------|-----------------|-------------|
| | | Inch | mm | Inch | mm | Inch | mm | Inch | mm | Hard wire | Medium hardness | Copper wire |
| 593AE | Flush | 0.157 | 4 | 0.433 | 11 | 0.236 | 6 | 1.024 | 26 | | Ø 0,4 | Ø 1,0 |



4.331 Inch / 110 mm
2.363 oz. / 67 g
45°

- Suitable for fine cutting work on hybrid circuits or miniature components.

| Model | Cut | A | | B | | C | | D | | Max. cutting capability in mm | | |
|-------------|-------|-------|----|-------|----|-------|----|-------|----|-------------------------------|-----------------|-------------|
| | | Inch | mm | Inch | mm | Inch | mm | Inch | mm | Hard wire | Medium hardness | Copper wire |
| 575E | Flush | 0.157 | 4 | 0.433 | 11 | 0.236 | 6 | 0.866 | 22 | - | Ø 0,2 | Ø 0,6 |





Side cutter - pointed relieved head



 4.528 Inch / 115 mm

 2.363 oz. / 67 g

- This is the narrowest head shape.
- The underside is relieved and facilitates optimum access even to extremely hard-to-reach areas

| Model | Cut | A | | B | | C | | D | | Max. cutting capability in mm | | |
|-------|---|-------|----|-------|----|-------|----|-------|----|-------------------------------|-----------------|-------------|
| | | Inch | mm | Inch | mm | Inch | mm | Inch | mm | Hard wire | Medium hardness | Copper wire |
| 592E |  Flush | 0.472 | 12 | 0.433 | 11 | 0.236 | 6 | 0.748 | 19 | - | Ø 0,4 | Ø 0,8 |
| 792E |  Super full flush | 0.472 | 12 | 0.433 | 11 | 0.236 | 6 | 0.748 | 19 | - | Ø 0,4 | Ø 0,6 |


Tip cutter - straight long relieved head



 4.724 Inch / 120 mm

 2.363 oz. / 67 g

- This head is suitable for horizontal and vertical cuts.
- The long tips facilitate cutting in hard-to-reach areas.
- For cutting at extreme tips

| Model | Cut | A | | B | | C | | D | | Max. cutting capability in mm | | |
|-------|--|-------|----|-------|----|-------|----|-------|----|-------------------------------|-----------------|-------------|
| | | Inch | mm | Inch | mm | Inch | mm | Inch | mm | Hard wire | Medium hardness | Copper wire |
| 570E |  Flush | 0.157 | 4 | 0.433 | 11 | 0.236 | 6 | 1.142 | 29 | - | Ø 0,4 | Ø 0,6 |


Tip cutter - straight head for vertical use



 4.724 Inch / 120 mm

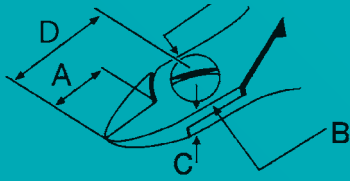
 2.363 oz. / 67 g

- Tip cutter for fine wire, Cu 0,8 mm

| Model | Cut | A | | B | | C | | D | | Max. cutting capability in mm | | |
|-------|--|-------|----|-------|----|-------|----|-------|----|-------------------------------|-----------------|-------------|
| | | Inch | mm | Inch | mm | Inch | mm | Inch | mm | Hard wire | Medium hardness | Copper wire |
| 573E |  Flush | 0.157 | 4 | 0.433 | 11 | 0.236 | 6 | 1.142 | 29 | - | Ø 0,4 | Ø 0,8 |



Series 800 Maxi



A = Length of cutting edges
 B = Head width
 C = Head thickness
 D = Head length




Side cutter - oval head



 4.724 Inch / 120 mm

 2.363 oz. / 67 g

- This is the most widely used head shape.
- Fits for all cutting applications where easy access is given
- It is robust and offers the highest cutting capacity.

| Model | Cut | A | | B | | C | | D | | Max. cutting capability in mm | | |
|-------|---|-------|----|-------|------|-------|-----|-------|----|-------------------------------|-----------------|-------------|
| | | Inch | mm | Inch | mm | Inch | mm | Inch | mm | Hard wire | Medium hardness | Copper wire |
| 812N |  Semi-flush | 0.590 | 15 | 0.531 | 13.5 | 0.284 | 7.2 | 0.827 | 21 | Ø 0,6 | Ø 1,2 | Ø 1,8 |
| 896E |  Semi-flush | 0.590 | 15 | 0.531 | 13.5 | 0.284 | 7.2 | 0.827 | 21 | Ø 0,6 | Ø 1,2 | Ø 1,8 |
| 822N |  Flush | 0.590 | 15 | 0.531 | 13.5 | 0.284 | 7.2 | 0.827 | 21 | - | Ø 1,2 | Ø 1,8 |




Side cutter - tapered head



 4.724 Inch / 120 mm

 2.928 oz. / 83 g

- The jaws of the cutter have straight edges and taper to a point. This head shape allows access to difficult to reach areas but reduces the cutting capacity in comparison to the same size oval head cutter.

| Model | Cut | A | | B | | C | | D | | Max. cutting capability in mm | | |
|-------|--|-------|----|-------|------|-------|-----|-------|----|-------------------------------|-----------------|-------------|
| | | Inch | mm | Inch | mm | Inch | mm | Inch | mm | Hard wire | Medium hardness | Copper wire |
| 886E |  Flush | 0.590 | 15 | 0.531 | 13.5 | 0.284 | 7.2 | 0.827 | 21 | - | Ø 1,0 | Ø 1,8 |


Side cutter - pointed relieved head



 4.724 Inch / 120 mm

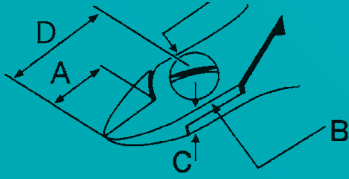
 2.857 oz. / 81 g

- This is the narrowest head shape.
- The underside is relieved and facilitates optimum access even to extremely hard-to-reach areas.

| Model | Cut | A | | B | | C | | D | | Max. cutting capability in mm | | |
|-------|--|-------|----|-------|------|-------|-----|-------|----|-------------------------------|-----------------|-------------|
| | | Inch | mm | Inch | mm | Inch | mm | Inch | mm | Hard wire | Medium hardness | Copper wire |
| 884E |  Flush | 0.590 | 15 | 0.531 | 13.5 | 0.284 | 7.2 | 0.827 | 21 | - | Ø 0,8 | Ø 1,6 |



Tungsten-carbide cutters



A = Length of cutting edges
 B = Head width
 C = Head thickness
 D = Head length

Side cutter - oval head, Miniature cutter



4.528 Inch / 115 mm
 2.36 oz. / 67 g

- This is the most widely used head shape.
- Fits for all cutting applications where easy access is given
- It is robust and offers the highest cutting capacity.

| Model | Cut | A | | B | | C | | D | | Max. cutting capability in mm | | | |
|-------|----------------|-------|----|-------|----|-------|----|-------|----|-------------------------------|-----------|-----------------|-------------|
| | | Inch | mm | Inch | mm | Inch | mm | Inch | mm | Piano wire | Hard wire | Medium hardness | Copper wire |
| 622TX | Flush | 0.315 | 8 | 0.354 | 9 | 0.236 | 6 | 0.590 | 15 | Ø 0,2 | Ø 0,4 | Ø 0,6 | Ø 1,2 |
| 599T | Semi-flush | 0.472 | 12 | 0.433 | 11 | 0.236 | 6 | 0.748 | 19 | Ø 0,6 | Ø 0,8 | Ø 1,0 | Ø 1,5 |
| 599TF | Flush | 0.472 | 12 | 0.433 | 11 | 0.236 | 6 | 0.748 | 19 | Ø 0,6 | Ø 0,8 | Ø 1,0 | Ø 1,5 |



Side cutter - tapered head



4.528 Inch / 115 mm

2.36 oz. / 67 g

- The jaws of the cutter have straight edges and taper to a point. This head shape allows access to difficult to reach areas but reduces the cutting capacity in comparison to the same size oval head cutter.

| Model | Cut | A | | B | | C | | D | | Max. cutting capability in mm | | | |
|---------|------------|-------|----|-------|----|-------|----|-------|----|-------------------------------|-----------|-----------------|-------------|
| | | Inch | | Inch | mm | Inch | mm | Inch | mm | Piano wire | Hard wire | Medium hardness | Copper wire |
| 595T | Semi-flush | 0.472 | 12 | 0.433 | 11 | 0.236 | 6 | 0.748 | 19 | Ø 0,4 | Ø 0,6 | Ø 0,8 | Ø 1,5 |
| 595TF | Flush | 0.472 | 12 | 0.433 | 11 | 0.256 | 6 | 0.748 | 19 | Ø 0,4 | Ø 0,6 | Ø 0,8 | Ø 1,5 |
| 2476TX1 | Flush | 0.433 | 11 | 0.433 | 11 | 0.236 | 6 | 0.011 | 19 | Ø 0,3 | Ø 0,4 | Ø 0,5 | Ø 1,0 |
| 576TX1 | Flush | 0.433 | 11 | 0.433 | 11 | 0.236 | 6 | 0.011 | 19 | Ø 0,3 | Ø 0,4 | Ø 0,5 | Ø 1,0 |

Tip cutter - pointed relieved head



4.528 Inch / 115 mm

67 g

- This is the narrowest head shape.
- The underside is relieved and facilitates optimum access even to extremely hard-to-reach areas.

| Model | Cut | A | | B | | C | | D | | Max. cutting capability in mm | | | |
|-------|-------|-------|----|-------|----|-------|----|-------|----|-------------------------------|-----------|-----------------|-------------|
| | | Inch | | Inch | mm | Inch | mm | Inch | mm | Piano wire | Hard wire | Medium hardness | Copper wire |
| 576TX | Flush | 0.433 | 11 | 0.433 | 11 | 0.236 | 6 | 0.748 | 19 | Ø 0,1 | Ø 0,2 | Ø 0,3 | Ø 1,0 |



Tip cutter - angled wide head





 **4.331 Inch / 110 mm**

 **2.36 oz. / 67 g**

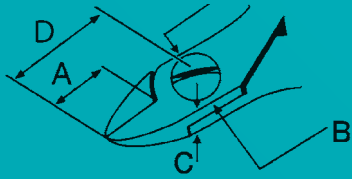
 **30°**

- The angled head provides for precise cuts at different working angles.

| Model | Cut | A | | B | | C | | D | | Max. cutting capability in mm | | | |
|---------------|---|-------|---|-------|----|-------|----|-------|----|-------------------------------|-----------|-----------------|-------------|
| | | Inch | | Inch | mm | Inch | mm | Inch | mm | Piano wire | Hard wire | Medium hardness | Copper wire |
| 503ET |  Semi-flush | 0.354 | 9 | 0.433 | 11 | 0.236 | 6 | 0.748 | 19 | Ø 0,4 | Ø 0,6 | Ø 0,8 | Ø 1,2 |
| 503ETF |  Flush | 0.354 | 9 | 0.433 | 11 | 0.236 | 6 | 0.787 | 20 | Ø 0,4 | Ø 0,6 | Ø 0,8 | Ø 1,2 |



Special applications



A = Length of cutting edges
 B = Head width
 C = Head thickness
 D = Head length

Special applications: hard wires



5.394 Inch / 137 mm
 3.527 oz. / 100 g

- Side cutter with compound action.
- For cutting hard wires with minimal effort

| Model | Cut | A | | B | | C | | Max. cutting capacity in mm | |
|--------|------------|-------|----|-------|------|-------|-----|-----------------------------|--|
| | | Inch | mm | Inch | mm | Inch | mm | Copper wire | |
| E147A | Semi-flush | 0.472 | 12 | 0.413 | 10.5 | 0.284 | 7.2 | Ø 1,8 | for cutting hard wires with minimal effort |
| E147B | Semi-flush | 0.472 | 12 | 0.413 | 10.5 | 0.295 | 7.5 | Ø 1,8 | for cutting hard wires with minimal effort |
| E147AT | Semi-flush | 0.472 | 12 | 0.413 | 10.5 | 0.295 | 7.5 | Ø 1,8 | for cutting hard wires with minimal effort |

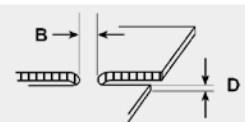
Special applications: cutting printed-circuit boards



4.528 Inch / 115 mm
 2.787 oz. / 79 g

- Side cutter, suitable for cutting printed-circuit boards

| Model | Cut | D max. | | B max. | |
|---------|-------|--------|-----|--------|-----|
| | | Inch | mm | Inch | mm |
| 884EPCM | Flush | 0.0591 | 1.5 | 0.078 | 2.0 |





Special applications: Kevlar® silks



4.528 Inch / 115 mm

2.36 oz. / 67 g

- Side cutter, suitable for cutting Kevlar® silks.
- Avoid any other application than cutting kevlar silks to not damage the tool

| Model | Cut | A | | B | | C | | D | |
|-------|-----|-------|----|-------|----|------|----|-------|----|
| | | Inch | mm | Inch | mm | Inch | mm | Inch | mm |
| 599F0 | | 0.472 | 12 | 0.433 | 11 | 0.24 | 6 | 0.748 | 19 |

Special applications: Special tool steel



4.528 Inch / 115 mm

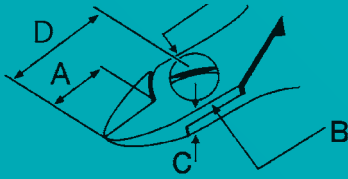
2.36 oz. / 67 g

- Side cutter for cutting Kevlar® silks, Vectran™-sheated wires, optical fibres and small stainless wires.
- Side cutter with cutting edges made from tungsten carbide.

| Model | Cut | A | | B | | C | | D | |
|--------|------------|-------|----|------|----|------|----|-------|----|
| | | Inch | mm | Inch | mm | Inch | mm | Inch | mm |
| 599TF0 | Semi-flush | 0.472 | 12 | 0.43 | 11 | 0.24 | 6 | 0.748 | 19 |



Pneumatic side cutter and tip cutter



A = Length of cutting edges
 B = Head width
 C = Head thickness
 D = Head length

Pneumatische Seiten- und Spitzschneider



5.118 Inch / 130 mm
 4.59 oz. / 130 g

- Pneumatic cutter
- Handy, light and precise
- Extremely versatile thanks to a selection of different cutting heads
- Easily interchangeable cutting heads
- Suitable for cutting conventional components, soft metals or small plastic parts
- Pneumatic-cutter housing

| Model | Diameter | | requires 4- 6 bar oil-free clean compressed air |
|---------|----------|----|---|
| | Inch | mm | |
| 1500BSF | 1.102 | 28 | |

Side cutter - oval head for 1500BSF



1.16 oz. / 35 g

- This is the standard head shape.
- It is used for all cutting jobs in easy-to-reach areas.
- The oval head provides for a high cutting capacity and is characterised by its robustness.

| Model | Cut | A | | B | | C | | Max. cutting capacity in mm Copper wire Ø 1,6 |
|-------|------------|-------|----|-------|------|------|----|---|
| | | Inch | mm | Inch | mm | Inch | mm | |
| 1512N | Semi-flush | 0.394 | 10 | 0.413 | 10.5 | 0.24 | 6 | |
| 1522N | Flush | 0.394 | 10 | 0.413 | 10.5 | 0.24 | 6 | |



Side cutters - tapered head cutting head for 1500 BSF



1.16 oz. / 35 g

- The edges of the cutter head are straight and taper to a point, allowing access to hard to reach area.

| Model | Cut | A | | B | | C | | Max. cutting capacity in mm Copper wire Ø 1,4 |
|--------|-----------|-------|----|-------|------|------|----|---|
| | | Inch | mm | Inch | mm | Inch | mm | |
| 1522NA | Flush | 0.354 | 9 | 0.413 | 10.5 | 0.24 | 6 | |

Pointed relieved head for 1500 BSF



1.12 oz. / 32 g

- This is the narrowest head shape.
- The underside is relieved and facilitates optimum access even to extremely hard-to-reach areas.

| Model | Cut | A | | B | | C | | Max. cutting capacity in mm Copper wire Ø 1,2 |
|--------|-----------|-------|----|-------|------|------|----|---|
| | | Inch | mm | Inch | mm | Inch | mm | |
| 1522NB | Flush | 0.354 | 9 | 0.413 | 10.5 | 0.24 | 6 | |

Cutting head for 1500 BSF - tip cutter - angled head



1.34 oz. / 38 g

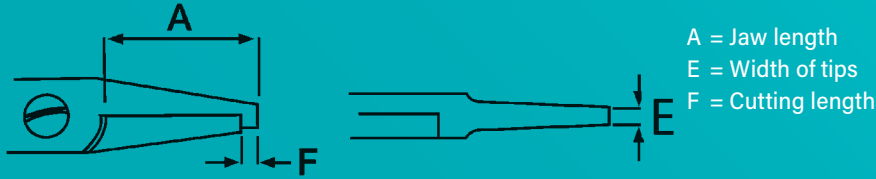
30°

- The angled head provides for precise cuts at different working angles.

| Model | Cut | A | | B | | C | | Max. cutting capacity in mm Copper wire Ø 1,2 |
|-------|-----------|-------|----|-------|------|------|----|---|
| | | Inch | mm | Inch | mm | Inch | mm | |
| 1503E | Flush | 0.472 | 12 | 0.413 | 10.5 | 0.24 | 6 | |



Distance cutter



Distance cutter - fixed cutting length






Distance cutter copper wire to a length of 1.5 mm / 0.059 Inch



 4.724 Inch / 120 mm

 2.36 oz. / 67 g

- Special tool steel
- ESD-safe
- Fixed cutting length
- Reduces mechanical shock on components

| Model | Cut | A | | E | | F | | Max. cutting capacity in mm | |
|---------|--|-------|----|-------|----|-------|-----|-----------------------------|---|
| | | Inch | mm | Inch | mm | Inch | mm | Copper wire | |
| 530E15 |  Flush | 0.787 | 20 | 0.118 | 3 | 0.059 | 1.5 | Ø 1,2 | cuts copper wire to a length of 1,5 mm / 0,059 Inch |
| 530E13 |  Flush | 0.787 | 20 | 0.118 | 3 | 0.051 | 1.3 | Ø 1,2 | cuts copper wire to a length of 1,3 mm / 0,051 Inch |
| 530E08 |  Flush | 0.787 | 20 | 0.118 | 3 | 0.031 | 0.8 | Ø 1,2 | cuts copper wire to a length of 0,8 mm / 0,031 Inch |
| 530E06 |  Flush | 0.787 | 20 | 0.118 | 3 | 0.023 | 0.6 | Ø 1,2 | cuts copper wire to a length of 0,6 mm / 0,023 Inch |
| 530EREC |  Flush | 0.787 | 20 | 0.118 | 3 | 0.051 | 1.3 | Ø 1,2 | cuts copper wire to a length of 1,3 mm / 0,051 Inch |



Distance cutter

Distance cutter, cuts wire to a length of 1.5 mm/.059 Inch



4.724 Inch / 120 mm

2.36 oz. / 67 g

45°

- Special tool steel
- ESD-safe
- Fixed length distance cutter
- Tapered 45°

| Model | Cut | A | | E | | F | | Max. cutting capacity in mm Copper wire |
|--------|-----------|-------|----|-------|----|-------|-----|--|
| | | Inch | mm | Inch | mm | Inch | mm | |
| 549E | Flush | 0.787 | 20 | 0.118 | 3 | 0.059 | 1.5 | Ø 1,2 |
| 549E10 | Flush | 0.787 | 20 | 0.118 | 3 | 0.039 | 1 | Ø 1,2 |
| 549E12 | Flush | 0.787 | 20 | 0.118 | 3 | 0.047 | 1.2 | Ø 1,2 |

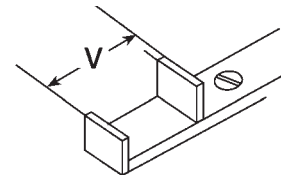
Distance cutter, variable cutting length

Distance cutter, variable cutting length from 1.2 mm/ .047 to .236 Inch



4.724 Inch / 120 mm

2.47 oz. / 70 g



- Special tool steel
- ESD-safe
- Variable cutting length (= V)
- With protective stop screw

| Model | Cut | A | | E | | V | | Copper wire Ø 1.2 |
|---------|-----------|-------|----|-------|-----|---------------|---------|----------------------|
| | | Inch | mm | Inch | mm | Inch | mm | |
| 530E15A | Flush | 0.787 | 20 | 0.177 | 4.5 | 0,047 - 0,236 | 1,2 - 6 | |



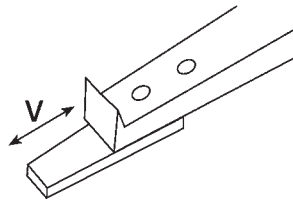
Distance cutter - variable cutting length

Distance cutter with variable cutting length from 0 mm to 5 mm/ 0 to .197 Inch




 4.528 Inch / 115 mm

 2.47 oz. / 70 g



- Special tool steel
- ESD-safe
- Variable cutting length (= V)
- With protective stop screw
- Interchangeable plastic stop protects the printed-circuit board against damage

| Model | Cut | A | | E | | V | | Copper wire Ø 0.8 |
|-------|--|-------|----|-------|-----|-----------|-------|----------------------|
| | | Inch | mm | Inch | mm | Inch | mm | |
| 573EB |  Flush | 0.787 | 20 | 0.177 | 4.5 | 0 - 0,197 | 0 - 5 | |

Side cutters and tip cutters

Pliers

Tweezers

Special tools

Kits

Pliers

GET AN ACCURATE AND SURE GRIP ON EVERYTHING

Internal patented Erem Magic Spring

The Magic Spring system used in Erem precision tools is unique. It is integral to the cutting head and provides a constant closing and re-opening force. It is highly reliable, makes the tools easy to use and reduces operator fatigue.

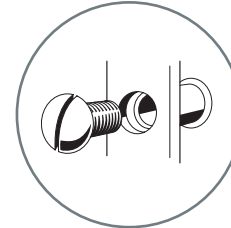
- Reduce costs thanks to long life
- Constant spring force
- Guarantees more than 1 million operations



High-precision screw joint

This self-locking screw joint system gives a smooth cutting and opening action and ensures that there is no blade overlap or play.

- Smooth jaw action with no play
- No damaging of sensitive components



Precision-ground jaws

The very precisely worked tips get a firm and sure grip on even the thinnest of parts.

The choice of high-quality materials and meticulous tempering are especially important during the manufacturing of these tweezers.

- Ground with the greatest precision

Special tool steel

Erem electronics tools are made from bright steel. They are not drop forged. The special tool steel is made using a unique Swiss processing technique.

- The bright tool steel gives additional strength and toughness to the tools to promote a long service life.






+ WIDE VARIETY OF HEAD SHAPES

Ergonomically shaped handles

- For high comfort, better grip and added safety

Erem - Maximum Opening Stop

- Limits the cutting-edge tips from opening more than 5 mm/.197 Inch. The limited extent to which the handles can open prevents user hand fatigue.



+ COMFORTABLE AND FATIGUE-FREE WORKING.

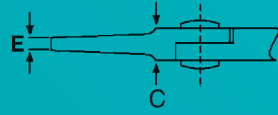
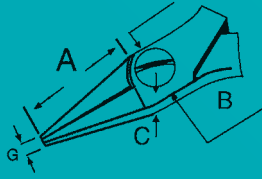


ESD-safe

The interchangeable foam-cushion handles are ESD-safe and are fitted as standard on all Erem cutters and pliers.



Series 500 Medium



A = Jaw length
 B = Head width
 C = head thickness
 E = Width of tips
 G = Total height of both tips

Round nose pliers

Round nose pliers with very precise, smooth jaws.



4.724 Inch / 120 mm

2.89 / 62 g

- Pliers for miniature and standard electronics
- Non-reflecting surface, ESD-safe
- Suitable for forming, bending, laying and feeding in wires.
- High grade tool steel

| Model | Shape | A | | B | | C | | E | | G | |
|-------|-------|------|----|------|----|-------|-----|-------|-------|-------|-----|
| | | Inch | mm | Inch | mm | Inch | mm | Inch | mm | Inch | mm |
| 543E | | 0.91 | 23 | 0.43 | 11 | 0.24 | 6 | 0.031 | Ø 0,8 | 0.063 | 1.6 |
| 546E | | | | 0.43 | 11 | 0.236 | 6.0 | - | | 0.039 | 1.0 |

Needle nose pliers

Needle nose pliers with very precise, smooth and rounded jaws.



4.724 Inch / 120 mm

2.19 / 62 g

- Pliers for miniature and standard electronics
- Non-reflecting surface, ESD-safe, high grade tool steel
- Suitable for forming, bending, laying and feeding in wires.

| Model | Shape | A | | B | | C | | E | | G | |
|-------|-------|------|----|------|----|------|----|-------|-----|-------|-----|
| | | Inch | mm | Inch | mm | Inch | mm | Inch | mm | Inch | mm |
| 547 | | 0.91 | 23 | 0.43 | 11 | 0.24 | 6 | 0.035 | 0.9 | 0.047 | 1.2 |



Flat nose pliers


Flat nose pliers with smooth jaws and precision-machined edges.



 4.724 Inch / 120 mm

 2.36 / 67 g

- Pliers for miniature and standard electronics
- Non-reflecting surface, ESD-safe, high grade tool steel
- Suitable for gripping flat workpieces.

| Model | Shape | A | | B | | C | | E | | G | |
|-------|---|------|----|------|----|------|----|-------|-----|-------|-----|
| | | Inch | mm | Inch | mm | Inch | mm | Inch | mm | Inch | mm |
| 542E |  | 0.91 | 23 | 0.43 | 11 | 0.24 | 6 | 0.055 | 1.4 | 0.055 | 1.4 |


Flat nose pliers with replaceable nylon jaws.



 4.921 Inch / 125 mm

 2.36 / 67 g

- Pliers for miniature and standard electronics
- Non-reflecting surface, ESD-safe, high grade tool steel
- Nylon jaws prevent nicking and scratching.
- Suitable for forming precious metals and component connections.

| Model | Shape | A | | B | | C | | E | | G | |
|-------|---|------|----|------|----|------|----|------|----|------|----|
| | | Inch | mm | Inch | mm | Inch | mm | Inch | mm | Inch | mm |
| 531E |  | 0.91 | 23 | 0.43 | 11 | 0.24 | 6 | 0.2 | 5 | 0.12 | 3 |



Chain nose pliers

Chain nose pliers with narrow half-round jaws.



4.724 Inch / 120 mm

2.36 / 67 g

- Pliers for miniature and standard electronics
- Non-reflecting surface, ESD-safe, high grade tool steel
- For securely handling components.

| Model | Shape | A | | B | | C | | E | | G | |
|-------|-------|------|----|------|----|------|----|-------|----|-------|-----|
| | | Inch | mm | Inch | mm | Inch | mm | Inch | mm | Inch | mm |
| 544E | | 0.91 | 23 | 0.43 | 11 | 0.24 | 6 | 0.039 | 1 | 0.055 | 1.4 |

Chain nose pliers with inside-serrated jaws for secure handling



4.724 Inch / 120 mm

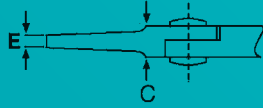
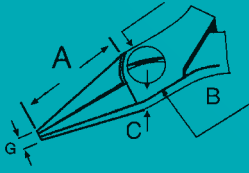
2.64 / 67 g

- Pliers for miniature and standard electronics
- Non-reflecting surface, ESD-safe, high grade tool steel

| Model | Shape | A | | B | | C | | E | | G | |
|-------|-------|------|----|------|----|------|-----|-------|----|-------|-----|
| | | Inch | mm | Inch | mm | Inch | mm | Inch | mm | Inch | mm |
| 544D | | 0.91 | 23 | 0.35 | 9 | 0.26 | 6.5 | 0.039 | 1 | 0.055 | 1.4 |



Series 2400 MagicSense



- A = Jaw length
- B = Head width
- C = head thickness
- E = Width of tips
- G = Total height of both tips

Needle nose pliers

Needle nose pliers with very precise, smooth and rounded jaws.



5.748 Inch / 146 mm

2.54 / 72 g

- Pliers for miniature and standard electronics
- Optimized ergonomically shaped handles for increased comfort
- Non-reflecting surface, ESD-safe

| Model | Shape | A | | B | | C | | E | | G | | |
|--------|-------|------|------|------|----|------|----|-------|----|-------|-----|--------------------------------------|
| | | Inch | mm | Inch | mm | Inch | mm | Inch | mm | Inch | mm | |
| 2411P | | 1.32 | 33.5 | 0.43 | 11 | 0.24 | 6 | 0.039 | 1 | 0.047 | 1.2 | Smooth jaws |
| 2411PD | | 1.32 | 33.5 | 0.43 | 11 | 0.24 | 6 | 0.039 | 1 | 0.047 | 1.2 | Inside serrated jaws for better grip |

Side cutters and tip cutters

Pliers

Tweezers

Special tools

Kits



Flat nose pliers

Flat nose pliers with smooth jaws and precision-machined edges.



5.748 Inch / 146 mm

2.54 / 72 g

- Pliers for miniature and standard electronics
- Optimized ergonomically shaped handles for increased comfort
- Non-reflecting surface, ESD-safe
- Suitable for gripping flat workpieces.

| Model | Shape | A | | B | | C | | E | | G | |
|-------|-------|------|------|------|----|------|----|------|-----|-------|-----|
| | | Inch | mm | Inch | mm | Inch | mm | Inch | mm | Inch | mm |
| 2442P | | 1.32 | 33.5 | 0.43 | 11 | 0.24 | 6 | 0.13 | 3.4 | 0.047 | 1.2 |

Round nose pliers

Round nose pliers with very precise, smooth jaws



5.748 Inch / 146 mm

2.54 / 72 g

- Pliers for miniature and standard electronics
- Optimized ergonomically shaped handles for increased comfort
- Non-reflecting surface, ESD-safe
- Suitable for bending wires.

| Model | Shape | A | | B | | C | | E | | G | |
|-------|-------|-------|------|------|----|------|----|-------|-----|-------|-----|
| | | Inch | mm | Inch | mm | Inch | mm | Inch | mm | Inch | mm |
| 2443P | | 1.319 | 33.5 | 0.43 | 11 | 0.24 | 6 | 0.031 | 0.8 | 0.063 | 1.6 |



Stripping pliers

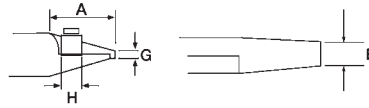
High precision stripping pliers

Pliers for front stripping 0.25 mm - 1.02 mm .010 Inch - .040 Inch (AWG 30 - 18)



 4.724 Inch / 120 mm

 2.65 / 75 g



A = jaw length

E = Width of tips


G = Total height of both tips

H = Length of cutting blade

- Robust, high-precision tools for use in electronics and aeronautical engineering
- The required diameter is set by means of screws
- ESD-safe
- Suitable for all types of insulation and optical fibres.
- Interchangeable side cutting blade.

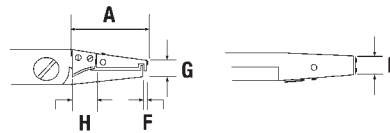
| Model | A | | E | | G | | H | | Wire diameter | |
|-------|------|----|------|----|------|----|------|----|---------------|-------------|
| | Inch | mm | Inch | mm | Inch | mm | Inch | mm | Inch | mm |
| 510AE | 0.83 | 21 | 0.20 | 5 | 0.16 | 4 | 0.35 | 9 | 0,010 - 0,040 | 0,25 - 1,02 |

Pliers for front stripping 0.06 mm - 0.6 mm .002 Inch - .023 Inch (AWG 42 - 24)



 4.724 Inch / 120 mm

 2.82 / 80 g



A = Jaw length

E = Width of tips

F = Depth of interchangeable blade

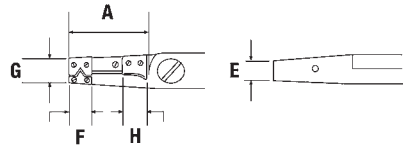

G = Total height of both tips

H = Length of cutting blade

- Robust, high-precision tools for use in electronics and aeronautical engineering
- The required diameter is set by means of screws
- Screwdriver and key are included
- Interchangeable blades
- ESD-safe
- Unique precision for damage-free stripping of fine wires.
- Suitable for all types of insulation, Teflon®, Tefzel and optical fibres.

| Model | A | | E | | F | | G | | H | | Wire diameter | |
|-------|------|----|------|----|------|----|------|----|------|----|---------------|------------|
| | Inch | mm | Inch | mm | Inch | mm | Inch | mm | Inch | mm | Inch | mm |
| 552E | 0.91 | 23 | 0.24 | 6 | 0.39 | 1 | 0.43 | 11 | 0.35 | 9 | 0,002 - 0,023 | 0,06 - 0,6 |

Side stripping 0.06 mm - 0.6 mm .002 Inch - .023 Inch (AWG 42 - 24)



A = Jaw length
 E = Width of tips
 F = Depth of interchangeable blade
 G = Total height of both tips
 H = Length of cutting blade

- Robust, high-precision tools for use in electronics and aeronautical engineering
- The required diameter is set by means of screws
- Screwdriver and key are included
- Interchangeable blades
- ESD-safe
- Unique precision for damage-free stripping of fine wires.
- Suitable for all types of insulation, Teflon®, Tefzel and optical fibres.
- Unlimited stripping length thanks to side stripping
- Suitable for simple and precise stripping of optical fibres
- Non-reflecting surface



 **4.724 Inch / 120 mm**

 **2.82 / 80 g**

| Model | A | | E | | F | | G | | H | | Wire diameter | |
|-------------|------|----|------|----|------|----|------|----|-------|----|---------------|------------|
| | Inch | mm | Inch | mm | Inch | mm | Inch | mm | Inch | mm | Inch | mm |
| 552S | 0.82 | 21 | 0.24 | 6 | 0.24 | 6 | 0.43 | 11 | 0.354 | 9 | 0.002 - 0.024 | 0,06 - 0,6 |



Forming pliers

Forming pliers for passive components

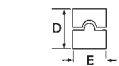
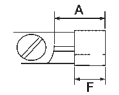
Forming pliers for component connection, U-shape.



4.724 Inch / 120 mm

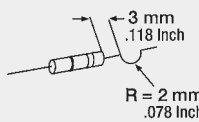
2.47 / 70 g

- Safe bending, forming and preparation of component connections
- Non-reflecting surface
- ESD-safe



A = Jaw length
D = Height of tips
E = Width of tips
F = Length of forming

| Model | A | | D | | E | | F | | Diodes | | Capacitors | | Resistors |
|-------|-------|----|-------|----|-------|----|-------|----|--------|------|------------|-----|-----------|
| | Inch | mm | Inch | mm | Inch | mm | Inch | mm | Inch | mm | Inch | mm | |
| 554E | 0.513 | 13 | 0.394 | 10 | 0.394 | 10 | 0.394 | 10 | 0.025 | 0.65 | 0.027 | 0.7 | 1/2 W |



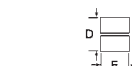
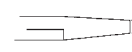
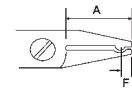
Forming pliers for component connections, U-shape, axial forming.



4.724 Inch / 120 mm

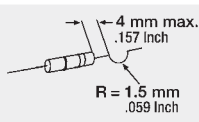
2.47 / 70 g

- Suitable for component connections, U-shape, axial forming
- Narrow head shape.
- ESD-safe



A = Jaw length
D = Height of tips
E = Width of tips
F = Length of forming

| Model | A | | D | | E | | F | | Diodes | | Capacitors | | resistors |
|-------|-------|----|------|-----|-------|----|------|----|--------|------|------------|-----|-----------|
| | Inch | mm | Inch | mm | Inch | mm | Inch | mm | Inch | mm | Inch | mm | |
| 554A | 0.905 | 23 | 0.25 | 6.4 | 0.158 | 4 | 0.16 | 4 | 0.025 | 0.65 | 0.027 | 0.7 | 1/2 W |



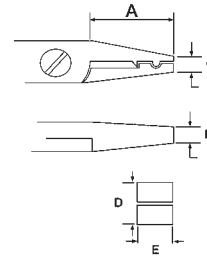
Forming pliers for cutting and bending components



 **4.724 Inch / 120 mm**

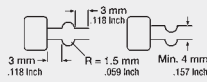
 **2.47 / 67 g**

- Safe bending, forming and preparation of component connections
- Non-reflecting surface
- ESD-safe



A = Jaw length
D = Height of tips
E = Width of tips
F = Length of forming

| Model | A | | D | | E | | F | | Diodes | | Capacitors | | resistors |
|--------------|-------|----|------|-----|------|-----|------|----|--------|------|------------|-----|-----------|
| | Inch | mm | Inch | mm | Inch | mm | Inch | mm | Inch | mm | Inch | mm | |
| 50788 | 0.905 | 23 | 0.27 | 6.9 | 0.17 | 4.2 | | | 0.025 | 0.65 | 0.027 | 0.7 | 1/2 W |



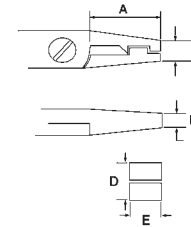
Forming pliers for cutting and bending



 **4.724 Inch / 120 mm**

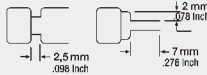
 **2.36 / 67 g**

- Safe bending, forming and preparation of component connections
- Non-reflecting surface
- ESD-safe



A = Jaw length
D = Height of tips
E = Width of tips
F = Length of forming

| Model | A | | D | | E | | F | | Diodes | | Capacitors | | resistors |
|---------------|-------|----|-------|-----|------|-----|------|----|--------|------|------------|-----|-----------|
| | Inch | mm | Inch | mm | Inch | mm | Inch | mm | Inch | mm | Inch | mm | |
| 50789Z | 0.905 | 23 | 0.130 | 3.3 | 0.17 | 4.2 | | | 0.25 | 0.65 | 0.027 | 0.7 | 1/2 W |





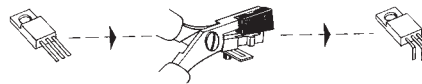
Forming plier for bending flat components

Forming plier for bending flat components, contacts, power transistors, Triac connections to a right angle.



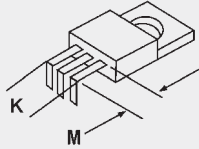
4.724 Inch / 120 mm

3.00 / 85 g



- Safe bending, forming and preparation of component connections, specially for integrated components and power transistors
- Non-reflecting surface
- ESD-safe

| Model | K max. | | M | |
|---------|--------|----|-------------|--------|
| | Inch | mm | Inch | mm |
| 500103A | 0.590 | 15 | 0.12 - 0.47 | 3 - 12 |



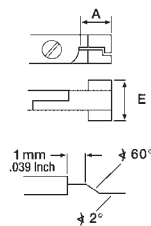
High precision forming pliers for Flat Packs, Quads

Forming plier for bending flat components, contacts, power transistors, Triac connections to a right angle.



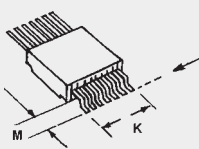
4.724 Inch / 120 mm

3.53 / 100 g



- Safe bending, forming and preparation of component connections, specially for integrated components and power transistors
- Non-reflecting surface
- ESD-safe

| Model | K max. | | M | | A | |
|--------|--------|----|-------|-----|-------|----|
| | Inch | mm | Inch | mm | Inch | mm |
| 80013C | 0.512 | 13 | 0.110 | 2.8 | 0.669 | 17 |





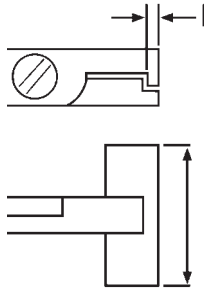
High precision forming pliers for DIL pins

Forming plier for cutting and bending DIL pins through 90° in one operation.



4.724 Inch / 120 mm

3.46 / 98 g



- Safe bending, forming and preparation of component connections, specially for integrated components and power transistors
- Non-reflecting surface
- ESD-safe
- Up to max. 20 DIL pins.

| Model | E | | F | |
|-------|------|-------|------|-----------|
| | Inch | mm | Inch | mm |
| 809IC | | 0.984 | 25 | 0.035 0.9 |



Side cutters and tip cutters

Pliers

Tweezers

Special tools

Kits

Tweezers

EREM MANUFACTURES A WIDE RANGE OF TWEEZERS.



ERGONOMICALLY SHAPED HANDLES

- Ergonomically shaped handles reduce Carpal Tunnel Syndrome (CTS) and early hand fatigue
- Two-color, thermally insulated soft-grip handles made from soft foam material ensure high user comfort
- Manufactured from non-magnetic, acid-proof and stainless steel alloy



ESD-safe

All tweezers with soft-grip are ESD-safe.



Pyroplast coating

The Pyroplast coating is not available on all Erem tweezers. It is made to order and requires a minimum order quantity.



Hardened steel

Tweezers made from hardened steel are typified by their particularly hard tips, which ensure great durability. The tweezers are magnetic and the material may rust.

Stainless steel

Tweezers made from stainless steel have robust tips and do not rust. The material is less hard than hardened steel.

Titanium

Titanium tweezers are light weight and resistant to high temperatures.

Erem Special stainless steel

This alloy is non-magnetic. The tweezers do not rust and are acid-proof and heat-resistant up to 300°C (512°F).

+ **POINTED TIPS**
for precision work



+ **LARGE SELECTION**
of matching SMD tweezers
and cutting tweezers for
individual applications








Precision tweezers





Precision tweezers: Pointed tips straight

- For applications in microelectronics, jewelrymaking, watchmaking, medicine and laboratory technology
- Suitable for delicate standard applications and precision work on small components or wires
- For all models with the suffix SA or SASL in the order number: Special stainless steel, non-magnetic, non-rusting, acid-proof, heat-resistant
- For all models with the suffix S in the order number: Stainless steel, robust tips, non-rusting, non-reflecting surface



|  3.150 Inch / 80 mm | Model | Weight | | Material | Description |
|--|------------|--------|---|-----------------|--|
| | | oz. | g | | |
|  | M5S | 0.21 | 6 | Stainless steel | Micro-tweezers, very pointed tips, e.g. for precision work under a microscope. |

|  4.252 Inch / 108 mm | Model | Weight | | Material | Description |
|---|-------------|--------|----|-------------------------|---|
| | | oz. | g | | |
|  | ACSA | 0.56 | 16 | Special stainless steel | Precision tweezers with serrated finger grips for secure handling. For precise bending and holding of components or wires. |
|  | 20AS | 0.42 | 12 | Special stainless steel | Precision tweezers with serrated finger grips and inside-serrated tips for secure handling. Guide pin to avoid overlapping of tips. For precise bending and holding of components or wires. |

|  4.331 Inch / 110 mm | Model | Weight | | Material | Description |
|---|---------------|--------|----|-------------------------|--|
| | | oz. | g | | |
|  | 3CSA | 0.39 | 11 | Special stainless steel | Precision tweezers, standard model for delicate work. |
|  | 3CSASL | 0.39 | 11 | Special stainless steel | Precision tweezers, standard model for delicate work. Same as 3CSA, but economy model. |
|  | 53CSA | 0.39 | 11 | Special stainless steel | Precision tweezers with anti-crush feature. Prevents damage to sensitive components. |



 4.724 Inch / 120 mm

| | Model | Weight | | Material | Description |
|---|---------------|--------|----|--------------------------------|---|
| | | oz. | g | | |
|  | 3SASL | 0.49 | 14 | Special stainless steel | Precision tweezers with pointed tips for work in microelectronics. Same as 3SA, but economy model. |
|  | OOBSA | 0.71 | 20 | Special stainless steel | Precision tweezers with pointed tips. Very robust. Suitable for standard applications, e.g. for assembly in electronics. Model same as OOSA, but with serrated finger grips for secure handling. |
|  | OOCSA | 0.64 | 18 | Special stainless steel | Precision tweezers with pointed tips. Very robust. Suitable for standard applications, e.g. for assembly in electronics. Model same as OOSA, but with shorter tips. |
|  | 3SA | 0.49 | 14 | Special stainless steel | Precision tweezers with pointed tips for work in microelectronics. |
|  | OODSA | 0.71 | 20 | Special stainless steel | Precision tweezers with pointed tips. Very robust. Suitable for standard applications, e.g. for assembly in electronics. Model same as OOSA, but with serrated finger grips and inside-serrated tips for secure handling. |
|  | OOSASL | 0.39 | 20 | Special stainless steel | Precision tweezers with pointed tips. Very robust. Suitable for standard applications, e.g. for assembly in electronics. Same as OOSA, but economy model. |
|  | OOSA | 0.71 | 20 | Special stainless steel | Precision tweezers with pointed tips. Very robust. Suitable for standard applications, e.g. for assembly in electronics. |
|  | 1SASL | 0.49 | 14 | Special stainless steel | Precision tweezers with pointed tips for standard applications. Same as 1SA, but economy model. |
|  | 1SA | 0.49 | 14 | Special stainless steel | Precision tweezers with pointed tips for standard applications. |
|  | AAZ | 0.56 | 16 | Stainless steel, nickel-plated | Precision tweezers with medium-pointed tips, nickel-plated. Suitable for electronic assembly tasks. |

Side Cutters and Tip Cutters





Pliers



Tweezers

Special tools



Kits





|  4.921 Inch / 125 mm | Model | Weight | | Material | Description |
|---|---------------|--------|----|-------------------------|--|
| | | oz. | g | | |
|  | AAS | 0.56 | 16 | Stainless steel | Precision tweezers with fine but robust tips. |
| | AASA | 0.56 | 16 | Special stainless steel | Precision tweezers with fine but robust tips for standard applications. |
|  | AASASL | 0.56 | 16 | Special stainless steel | Precision tweezers with fine but robust tips for standard applications. Same as AASA, but economy model. |
|  | AM | 0.60 | 17 | Brass | Precision tweezers made from brass. |

|  5.118 Inch / 130 mm | Model | Weight | | Material | Description |
|---|---------------|--------|----|---|--|
| | | oz. | g | | |
|  | 249SA | 0.71 | 20 | Special stainless steel, pointed synthetic tips (PPS) | Precision tweezers with pointed synthetic tips (PPS) and serrated finger grips for secure handling. Volume resistance 16 Ω/cm. Heat-resistant up to 250 °C (480 °F). Resistant to acids and molten soldering tin. Water-repellent. |
| | 249CER | 0.84 | 24 | Special stainless steel, ceramic tips | Precision tweezers with ceramic tips and serrated finger grips for secure handling. |

|  5.512 Inch / 140 mm | Model | Weight | | Material | Description |
|---|-------------|--------|----|-------------------------|--|
| | | oz. | g | | |
|  | RRS | 1.05 | 30 | Stainless steel | Precision tweezers with strong tips for heavy-duty applications. |
| | SSSA | 0.39 | 11 | Special stainless steel | Precision tweezers with long, narrow grips and low tension, responds to minimal pressure. The long grips allow precision work close to heat sources. |

|  5.906 Inch / 150 mm | Model | Weight | | Material | Description |
|---|-------------|--------|----|-------------------------|---|
| | | oz. | g | | |
|  | 29SA | 0.92 | 26 | Special stainless steel | Reverse-action tweezers with wide, rounded tips. For holding parts by reverse clamping action. Insulated handles, e.g. for protecting against heat. |

|  6.299 Inch / 160 mm | Model | Weight | | Material | Description |
|---|-------------|--------|----|-------------------------|--|
| | | oz. | g | | |
|  | 21SA | 0.81 | 23 | Special stainless steel | Shaft, Weller® Xcelite® Nutdriver 1/4" x 3 5/8", Boxed |




Precision tweezers: Pointed tips straight relieved



- For precision work e.g. under a microscope
- Relieved shape facilitates excellent access to the most confined spaces


- For all models with the suffix SA or SASL in the order number: Special stainless steel, non-magnetic, non-rusting, acid-proof, heat-resistant



| 3.543 Inch / 90 mm | Model | Weight | | Material | Description |
|---|-------------|--------|---|-----------------|---|
| | | oz. | g | | |
|  | M4AS | 0.32 | 9 | Stainless steel | Micro-tweezers, very pointed tips, e.g. for working under a microscope. |

| 4.331 Inch / 110 mm | Model | Weight | | Material | Description |
|---|--------------|--------|----|-------------------------|--|
| | | oz. | g | | |
|  | 4SA | 0.45 | 13 | Special stainless steel | Precision tweezers with very pointed tips. |
|  | 4SASL | 0.46 | 13 | Special stainless steel | Precision tweezers with very pointed tips. Same as 4SA, but economy model. |

| 4.528 Inch / 115 mm | Model | Weight | | Material | Description |
|---|--------------|--------|----|-------------------------|--|
| | | oz. | g | | |
|  | 5MBS | 0.42 | 12 | stainless steel | Precision tweezers with extremely pointed tips (~ 0.03 x 0.07 mm/.002 Inch) for use in dissection procedures and working under a microscope. For use on soft materials only. |
|  | 5FSA | 0.42 | 12 | Stainless steel | Precision tweezers with extremely pointed tips (~ 0.05 x 0.1 mm/.003 Inch) for use in dissection procedures and working under a microscope. For use on soft materials only. |
|  | 5SA | 0.42 | 12 | Special stainless steel | Precision tweezers with very pointed tips, suitable for very fine wires. |
|  | 5SASL | 0.42 | 12 | Special stainless steel | Precision tweezers with very pointed tips, suitable for very fine wires. Same as 5SA, but economy model. |
|  | 2SA | 0.56 | 16 | Special stainless steel | Precision tweezers with medium-pointed tips. |
|  | 2SASL | 0.56 | 16 | Special stainless steel | Precision tweezers with medium-pointed tips. Same as 2SA, but economy model. |

| 4.724 Inch / 120 mm | Model | Weight | | Material | Description |
|---|--------------|--------|----|--|--|
| | | oz. | g | | |
|  | 258SA | 0.53 | 15 | Special stainless steel, synthetics tips (PPS) | Precision tweezers with pointed synthetic tips (PPS) and serrated finger grips for secure handling. Volume resistance 16 Ω/cm. Heat-resistant up to 250 °C (480 °F). Resistant to acids and molten soldering tin. Water-repellent. |



Precision tweezers: Pointed tips bent

- For applications in biology, medicine, laboratory technology and microelectronics
- Bent shape facilitates access to confined spaces

- For all models with the suffix SA or SASL in the order number: Special stainless steel, nonmagnetic, non-rusting, acid-proof, heat-resistant
- For all models with the suffix S in the order number: Stainless steel, robust tips, non-rusting, non-reflecting surface





| 4.331 Inch / 110 mm | Model | Weight | | Material | Description |
|---------------------|-------------|--------|----|-----------------|---|
| | | oz. | g | | |
| | 3CBS | 0.53 | 11 | Stainless steel | Precision tweezers, curved 40°, with pointed tips, for precision work such as assembly on printed-circuit boards. |
| | | | | | |

| 115 mm | Model | Weight | | Material | Description |
|----------------------|---------------|--------|-------------------------|---|--|
| | | oz. | g | | |
| | 5CSA | 0.42 | 12 | Special stainless steel | Precision tweezers, curved 30°, relieved. Pointed tips. Relieved shape at front of handle provides excellent visibility of the area to be worked on. |
| | | | | | |
| | 5BSA | 0.42 | 12 | Special stainless steel | Precision tweezers, curved 30°, relieved. Pointed tips. Relieved shape at front of handle provides excellent visibility of the area to be worked on. |
| | | | | | |
| | 51SA | 0.42 | 12 | Special stainless steel | Precision tweezers, curved 30°, relieved. Very pointed tips. Relieved shape at front of handle provides excellent visibility of the area to be worked on. |
| | | | | | |
| | 51SASL | 0.42 | 12 | Special stainless steel | Precision tweezers, curved 30°, relieved. Very pointed tips. Relieved shape at front of handle provides excellent visibility of the area to be worked on. Same as 51SA, but economy model. |
| | | | | | |
| 5ASA | 0.42 | 12 | Special stainless steel | Precision tweezers, lightly curved 15°, relieved. Very pointed tips, e.g. for installing small components. | |
| | | | | | |
| 5ASASL | 0.42 | 12 | Special stainless steel | Precision tweezers, lightly curved 15°, relieved. Very pointed tips, e.g. for installing small components. Same as 5ASA, but economy model. | |
| | | | | | |



| 120 mm | Model | Weight | | Material | Description |
|---|--------------|--------|----|-------------------------|---|
| | | oz. | g | | |
|  | 7SA | 0.53 | 15 | Special stainless steel | Precision tweezers, curved, relieved, with pointed tips. Excellent handling in confined spaces. |
| | 7SASL | 0.53 | 15 | Special stainless steel | Precision tweezers, curved, relieved, with pointed tips. Excellent handling in confined spaces. Same as 7SA, but economy model. |

| 5.512 Inch / 140 mm | Model | Weight | | Material | Description |
|---|--------------|--------|----|-------------------------|---|
| | | oz. | g | | |
|  | 65ASA | 0.39 | 11 | Special stainless steel | Precision tweezers, curved 50°. Very pointed tips. For working with extra-small chips and other miniature components. |

| 5.906 Inch / 150 mm | Model | Weight | | Material | Description |
|--|-------------|--------|----|-------------------------|--|
| | | oz. | g | | |
|  | 24SA | 0.78 | 22 | Special stainless steel | Precision tweezers, curved 40°, with robust pointed tips. Serrated finger grips and inside-serrated tips for secure handling. Guide pin to avoid overlapping of tips. Ideally suitable for soldering and assembly jobs. |
| | 30SA | 0.92 | 26 | Special stainless steel | Reverse-action tweezers, curved 50°, with robust pointed tips. Fibreglass handles for protection against heat. Reverse clamping action for comfortably holding parts. Particularly suitable for soldering and assembly jobs. |

Side Cutters and Tip Cutters

Pliers

Tweezers

Special tools

Kits










Precision tweezers: Flat round tips straight

➤ Suitable for all standard gripping applications and assembly jobs on printed-circuit boards, e.g. in the goldsmith and jewelry industries

➤ For all models with the suffix SA or SASL in the order number: Special stainless steel, nonmagnetic, non-rusting, acid-proof, heat-resistant








|  4.724 Inch / 120 mm | Model | Weight | | Material | Description |
|---|----------------|--------|----|-------------------------|---|
| | | oz. | g | | |
|  | 2ASA | 0.53 | 15 | Special stainless steel | Precision tweezers with flat rounded tips for gripping components. Tip width 2 mm/.078 Inch. |
|  | 2ASASL | 0.53 | 15 | Special stainless steel | Precision tweezers with flat rounded tips for gripping components. Tip width 2 mm/.078 Inch. Same as 2ASA, but economy model. |
|  | 2ASASLT | 0.53 | 16 | Special stainless steel | Precision tweezers with flat rounded tips for gripping components. Tip width 2 mm/.078 Inch. Same as 2ASA, but with Teflon®-coated tips for non-stick holding of self-adhesive parts. |
|  | 2ASARU | 0.53 | 16 | Special stainless steel | Precision tweezers with flat rounded tips for gripping components. Tip width 2 mm/.078 Inch. Same as 2ASA, but with coated tips for non-stick holding of self-adhesive parts. |
|  | 52ASA | 0.53 | 15 | Special stainless steel | Precision tweezers with pointed, rounded and flexibly movable tips. Prevents damage to sensitive components. |
|  | 25SA | 0.53 | 15 | Special stainless steel | Precision tweezers with flat, round tips slightly wider than the 2ASARU model. Serrated finger grips for secure handling. For standard gripping jobs. |



Precision tweezers with ergonomic handles



- This series offers models with thin shaped tips to suit every application
- Ergonomically shaped handles reduce hand fatigue and facilitates comfortable working
- Thermally insulated, soft foam handles, ESD-safe
- For all models with the suffix SA in the order number: Special stainless steel, non-magnetic, non-rusting, acid-proof, heat-resistant

|  4.724 Inch / 120 mm | Model | Weight | | Material | Description |
|---|---------------|--------|----|--|---|
| | | oz. | g | | |
|  | E5SA | 0.88 | 25 | Special stainless steel, soft foam handles | Ergonomic precision tweezers with straight, very pointed tips for gripping fine wires. |
|  | E3CSA | 0.88 | 25 | Special stainless steel, soft foam handles | Ergonomic precision tweezers with long, straight and pointed tips, e.g. for assembly jobs on printed-circuit boards. |
|  | E0OSA | 1.05 | 30 | Special stainless steel, soft foam handles | Ergonomic precision tweezers with straight, strong tips for standard applications. Very robust. |
|  | E0ODSA | 1.05 | 30 | Special stainless steel, soft foam handles | Model same as E0OSA, but with inside-serrated tips. |
|  | E7SA | 0.99 | 28 | Special stainless steel, soft foam handles | Ergonomic precision tweezers with curved strong tips, e.g. for working in confined spaces. |
|  | E2ASA | 1.05 | 30 | Special stainless steel, soft foam handles | Ergonomic precision tweezers with straight, flat and rounded tips for simple gripping jobs. Tip width 2 mm/.078 Inch. |
|  | E15AGW | 1.05 | 30 | Carbon-steel, soft foam handles | Cutting tweezers, carbon-steel tips. |



SMD tweezers

SMD tweezers – Angled tips

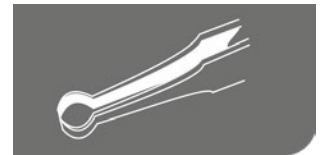
- Suitable for perfect handling of chips and miniature components
- Suitable for assembling SMD printed-circuit boards or ceramic substrates
- Bent shape facilitates optimum access to confined spaces and provides excellent visibility of the area to be worked on
- For all models with the suffix CA in the order number: Special stainless steel, non-magnetic, non-rusting, acid-proof, heat-resistant



|  4.528 Inch / 115 mm | Model | Weight | | Material | Description |
|---|----------------|--------|----|-------------------------|---|
| | | oz. | g | | |
| | 102ACA | 0.53 | 15 | Special stainless steel | SMD tweezers, angled 45°, with pointed tips for vertical application. |
| | 102ACAX | 0.49 | 14 | Special stainless steel | SMD tweezers, angled 45°, with pointed tips for vertical application. Model same as 102ACA, but reverse clamping action for easy holding. |
| | 103ACA | 0.53 | 15 | Special stainless steel | SMD tweezers, angled 45°, with slightly wider tips for vertical application. |

SMD tweezers – Round tips straight

- Suitable for gripping and holding round components and wires
- Blunted edges prevent damage to printed-circuit boards
- For all models with the suffix SA in the order number: Special stainless steel, non-magnetic, non-rusting, acid-proof, heat-resistant




|  4.331 Inch / 110 mm | Model | Weight | | Material | Description |
|---|-------------|--------|----|-------------------------|--|
| | | oz. | g | | |
| | 39SA | 0.53 | 15 | Special stainless steel | SMD tweezers with round tips, dia. 0.3 mm/.011 Inch. Serrated finger grips for secure handling. For gripping small wires and cylindrical components. |
| | 40SA | 0.53 | 15 | Special stainless steel | SMD tweezers with round tips, dia. 0.4 mm/.015 Inch. Serrated finger grips for secure handling. For gripping small wires and cylindrical components. |



| 4.724 Inch / 120 mm | Model | Weight | | Material | Description |
|---------------------|----------------|--------|----|-------------------------|---|
| | | oz. | g | | |
| | 150SAMF | 0.46 | 13 | Stainless steel | SMD tweezers with round, very narrow tips, dia. 1.2 – 2.5 mm / .047 – .098 Inch. Serrated finger grips for secure handling. For gripping cylindrical components, mini MELFs, etc. |
| | 150SAD | 0.46 | 13 | Stainless steel | SMD tweezers with round tips, dia. 1.5 – 3 mm / .059 – .118 Inch. Serrated finger grips for secure handling. For gripping cylindrical components, mini MELFs, etc. |
| | 150SA | 0.46 | 13 | Special stainless steel | SMD tweezers with round tips, dia. 1.5 – 3 mm / .059 – .118 Inch. Serrated finger grips for secure handling. For gripping cylindrical components. |
| | 151SA | 0.46 | 13 | Special stainless steel | SMD tweezers with round tips, dia. 3 – 6 mm / .118 – .236 Inch. Serrated finger grips for secure handling. For gripping cylindrical components. |

SMD tweezers – Round tips bent

- Suitable for gripping fine wires and cylindrical components
- Blunted edges prevent damage to printed-circuit boards
- For all models with the suffix SA in the order number: Special stainless steel, non-magnetic, non-rusting, acid-proof, heat-resistant



| 4.528 Inch / 115 mm | Model | Weight | | Material | Description |
|---------------------|----------------|--------|----|-------------------------|---|
| | | oz. | g | | |
| | 150SAMB | 0.60 | 17 | Special stainless steel | SMD tweezers, angled 40°, with round tips, dia. 1.2 – 2.5 mm / .047 – .098 Inch. Serrated finger grips for secure handling. |
| | 32BSA | 0.60 | 17 | Special stainless steel | SMD tweezers, angled 45°, with round tips, dia. 5 mm / .197 Inch. |
| | 32BSA20 | 0.60 | 17 | Special stainless steel | SMD tweezers, angled 45°, with round tips, dia. 2 mm / .078 |
| | 32BSA25 | 0.60 | 17 | Special stainless steel | SMD tweezers, angled 45°, with round tips, dia. 2.5 mm / .098 Inch. |



Locking gripping tweezers

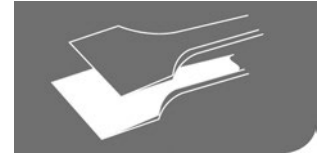
- Gripping tweezers enable the user to hold and manipulate particularly fine wires with a diameter from 0.3 mm/.011 Inch or insulated optical fibres with a diameter of between 1.5 mm/.059 Inch and 5 mm/.197 Inch
- Suitable as a ligature clamp in dentistry
- Can be disinfected and sterilized

| | 4.724 Inch / 120 mm | Model | Weight | Material | Description |
|--|---------------------|-------|--------|-------------------------|---|
| | 940AS | oz. | g | Special stainless steel | Gripping tweezers with locking mechanism. The ring-shaped tip provides for secure handling up to a tensile force of 5 kg. |
| | | | 0.60 | | |
| | | | 17 | | |



Wafer tweezers

- Suitable for 3" to 6" wafers
- Serrated finger grips for secure handling
- Wafer tweezers are available to order in various sizes and coatings
- For all models with the suffix SA in the order number: Special stainless steel, non-magnetic, non-rusting, acid-proof, heat-resistant



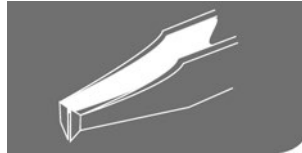
A = Paddle width
B = Paddle depth

|  4.921 Inch / 125 mm | Model | Weight | | A | B | Material | Description |
|--|---|---------------|------|----|------|-------------------------|---|
| | | oz. | g | mm | mm | | |
|  | 91SA | 0.53 | 15 | 12 | 7 | Special stainless steel | Standard wafer tweezers for 3" and 4" wafers. |
| | | | | | | | |
|  5.118 Inch / 130 mm | Model | Weight | | A | B | Material | Description |
| | | oz. | g | mm | mm | | |
|  | 608ASA | 0.81 | 23 | 30 | 8.5 | Special stainless steel | Wafer tweezers with flat lower paddle and 6 upper fingers for protecting wafers against damage. For 6" wafers. Model same as 600ASA, but 30 mm/1.181 Inch wide. |
| |  | 600ASA | 0.81 | 23 | 19.5 | 8 | Special stainless steel |
| | | | | | | | |
|  5.906 Inch / 150 mm | Model | Weight | | A | B | Material | Description |
| | | oz. | g | mm | mm | | |
|  | 141SAP | 1.06 | 30 | 30 | 8 | Special stainless steel | Wafer tweezers, 150 mm with polyester tips for protecting Si, GaAs or Ti wafers against damage. For 4" - 6" wafers. |



Cutting tweezers

- Suitable for cutting fine, soft wires and small components
- Delivers high-precision cuts
- Hardened cutting edges for long service life



 **4.528 Inch / 115 mm**

Model

Weight

Material

Description

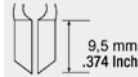
oz. g

15AGW

0.92 26

Carbon Steel

Cutting tweezers with narrow oblique head. For soft wires up to dia. 0.25 mm/.010 Inch.



15AGS

0.74 21

Carbon Steel

Cutting tweezers with narrow oblique head. For soft wires up to dia. 0.25 mm/.010 Inch.



B15AGS

0.74 21

Carbon Steel

Black cutting tweezers with narrow oblique head. For soft wires up to dia. 0.25 mm/.010 Inch.



B15AGW

0.92 26

Carbon Steel

Black cutting tweezers with narrow oblique head. For soft wires up to dia. 0.25 mm/.010 Inch.



Stripping tweezers

- Suitable for stripping fine wires with PVC or Teflon® insulation
- Non-reflecting surface
- Please send a wire sample when ordering



|  4.724 Inch / 120 mm | Model | Weight | | Material | Description |
|---|--------------|--------|----|-----------------|--|
| | | oz. | g | | |
|  | 29Y30 | 0.78 | 22 | Carbon steel | Miniature stripping tweezers, dia. 0.25 mm / .010 Inch (AWG 30). Carbon steel. Serrated finger grips for secure handling. |
| | 29Y32 | 0.78 | 22 | Carbon steel | Miniature stripping tweezers, dia. 0.2 mm / .007 Inch (AWG 32). Carbon steel. Serrated finger grips for secure handling. |
| | 29Y34 | 0.78 | 22 | Stainless steel | Miniature stripping tweezers, dia. 0.16 mm/.006 Inch (AWG 34). Stainless steel. Serrated finger grips for secure handling. |
| | 29Y36 | 0.78 | 22 | Stainless steel | Miniature stripping tweezers, dia. 0.13 mm/.005 Inch (AWG 36). Stainless steel. Serrated finger grips for secure handling. |
| | 29Y40 | 0.78 | 22 | Stainless steel | Miniature stripping tweezers, dia. 0.08 mm/.003 Inch (AWG 40). Stainless steel. Serrated finger grips for secure handling. |

|  4.724 Inch / 120 mm | Model | Weight | | Material | Description |
|---|-----------------|--------|----|-----------------|---|
| | | oz. | g | | |
|  | 29W30 | 0.99 | 28 | Stainless steel | Stripping tweezers with synthetic fibre handle. For wires of dia. 0.25 – 0.3 mm / .010 – .011 Inch (AWG 30 – 28).For standard and Teflon® insulation. |
| | XB29W301 | | | | Spare blade for 29W30 |

Side Cutters and Tip Cutters

Pliers

Tweezers

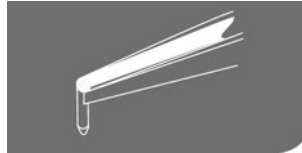
Special tools

Kits



Extraction tweezers

- Suitable for extracting contacts from the rear of a plug connector



 **4.724 Inch / 120 mm**

Model

Weight

Material

Description

oz. g

024C

0.53 11

Stainless steel

Extraction tweezers for Sub-D connectors. Stainless steel. Outside Ø 2.15 mm/0.08 Inch (A), Inside Ø 1.75 mm/0.07 Inch (B), tip length 8 mm





Special tools

IC AND SMD TOOLS, FIBER-OPTIC TOOLS



IC and SMD tools

IC and SMD tools with precise fine adjustment for inserting, extracting, straightening and cutting IC and SMD components



Fibre optic tools

High-precision tools for optical fibers for professional stripping, suitable for cutting Kevlar® silks, Vectran™-sheathed wires, etc.

Side cutters and tip cutters

Pliers


Tweezers

Special tools

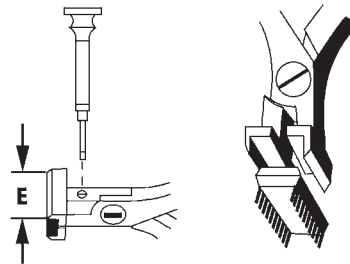
Kits




IC and SMD tools

IIC and SMD tools for inserting, extracting, straightening and cutting IC and SMD components



4.724 Inch / 120 mm



| Model | E | | Width | | |
|--|-------|----|-------|------|--|
| | Inch | mm | Inch | mm | |
| 505C    | 0.787 | 20 | 0.3 | 7.62 | Inserting and extracting 14-16 pins |
| 505BG | 1.417 | 36 | 0.591 | 15 | Inserting and extracting 28 pins |
| 505BGC | 1.417 | 36 | 0.300 | 7 | Inserting and extracting pliers, 28 pins |

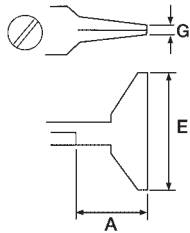


Pliers for straightening



5.118 Inch / 130 mm

4.232 / 120 g



- Practical straightening tool, suitable for straightening contacts, DIL/IC connections.
- Non-reflecting surface
- ESD-safe
- Up to 16 connections possible.



| Model | A | | E | | G | |
|-------|-------|----|-------|----|-------|----|
| | Inch | mm | Inch | mm | Inch | mm |
| 808G | 0.906 | 23 | 1.653 | 42 | 0.039 | 1 |



Tip cutter – straight short relieved head



4.331 Inch / 110 mm

1.693 oz. / 48 g

- Suitable for cutting SMD and micro-package contacts.
- High-precision tip cutter
- For connections of SMD micro-packages up to 0.25 mm / .010 inch, also for pitches smaller than 1/20".
- For μ pitches below 0.5 mm / .019 inch, you will need the 670EPF

| Model | Cut | A | | B | | C | | D | |
|-------|-----------|-------|----|-------|----|-------|----|-------|----|
| | | Inch | mm | Inch | mm | Inch | mm | Inch | mm |
| 670EP | Flush | 0.118 | 3 | 0.354 | 9 | 0.236 | 6 | 0.709 | 18 |

Side cutters and tip cutters


Pliers

Tweezers

Special tools

Kits

Tip cutter – angled narrow head




 **4.528 Inch / 115 mm**

 **2.399 oz. / 68 g**

 **30°**

- High precision tip cutter, bent.
- Practical rework tool.

- For cutting DIL contacts directly on the component.
- Ideal for densely printed boards.
- Non-reflecting surface
- ESD-safe

| Model | Cut | A | | B | | C | | D | |
|-------|--|-------|------|-------|------|-------|------|-------|----|
| | | mm | Inch | mm | Inch | mm | Inch | mm | mm |
| 593AE |  Flush | 0.157 | 4 | 0.433 | 11 | 0.236 | 6 | 1.024 | 26 |

3900KC

Kit for SMD work

Order No. 3900KC

- For SMD assembly and repair applications.
- 6-pieces tool kit with monitored discharging ESD handles.
- Special tool steel.
- High-quality precision tweezers, non-magnetic.
- In an ESD-safe plastic case.

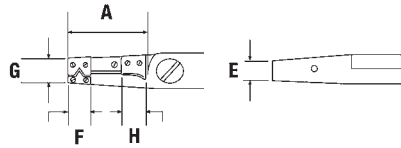



| Scope of supply | Model | Description |
|-----------------|----------------|--|
| | 102ACA | SMD tweezers, angled 45°, with pointed tips for vertical application. |
| | 103ACA | SMD tweezers, angled 45°, with slightly wider tips for vertical application. |
| | 150SAMB | SMD tweezers, angled 40°, with round tips, dia. 1.2 – 2.5 mm / .047 – .098 Inch. Serrated finger grips for secure handling. |
| | 150SAMF | SMD tweezers with round, very narrow tips, dia. 1.2 – 2.5 mm/ .047 – .098 Inch. Serrated finger grips for secure handling. For gripping cylindrical components, mini MELFs, etc. |
| | 51SA | Precision tweezers, curved 30°, relieved. Very pointed tips. Relieved shape at front of handle provides excellent visibility of the area to be worked on. |
| | 670EP | Tip cutter – straight short relieved head |



High precision stripping pliers

Side stripping 0.06 mm - 0.6 mm .002 Inch - .023 Inch (AWG 42 - 24)



A = Jaw length
 E = Width of tips
 F = Depth of interchangeable blade
 G = Total height of both tips
 H = Length of cutting blade

- Robust, high-precision tools for use in electronics and aeronautical engineering
- The required diameter is set by means of screws
- Screwdriver and key are included
- Interchangeable blades
- ESD-safe
- Unique precision for damage-free stripping of fine wires.
- Suitable for all types of insulation, Teflon®, Tefzel and optical fibres.
- Unlimited stripping length thanks to side stripping
- Suitable for simple and precise stripping of optical fibres
- Non-reflecting surface




4.724 Inch / 120 mm

2.82 / 80 g

| Model | A | | E | | F | | G | | H | | Wire diameter | |
|-------|------|----|------|----|------|----|------|----|-------|----|---------------|------------|
| | Inch | mm | Inch | mm | Inch | mm | Inch | mm | Inch | mm | Inch | mm |
| 552S | 0.82 | 21 | 0.24 | 6 | 0.24 | 6 | 0.43 | 11 | 0.354 | 9 | 0.002 - 0.024 | 0,06 - 0,6 |

Special applications: Kevlar® silks



4.528 Inch / 115 mm

2.36 oz. / 67 g

- Side cutter, suitable for cutting Kevlar® silks.
- Avoid any other application than cutting kevlar silks to not damage the tool

| Model | Cut | A | | B | | C | | D | |
|-------|-----|-------|----|-------|----|------|----|-------|----|
| | | Inch | mm | Inch | mm | Inch | mm | Inch | mm |
| 599F0 | | 0.472 | 12 | 0.433 | 11 | 0.24 | 6 | 0.748 | 19 |

Side cutters and tip cutters

Pliers

Tweezers

Special tools

Kits




Special applications: Special tool steel



 4.528 Inch / 115 mm

 2.36 oz. / 67 g

| Model | Cut | A | | B | | C | | D | |
|--------|---|-------|----|------|----|------|----|-------|----|
| | | Inch | mm | Inch | mm | Inch | mm | Inch | mm |
| 599TFO |  Semi-flush | 0.472 | 12 | 0.43 | 11 | 0.24 | 6 | 0.748 | 19 |



Kits

SWISS HIGH PRECISION TOOLS IN A KIT

+ **OPTIMUM COMBINATION**
of suitable precision tools
for many applications, e.g. in
microelectronics, medicine or
biology

+ **LARGE SELECTION**
of tool kits with high-quality
precision tools



+ **ESD-SAFE PLASTIC CASE**
with padded foam inlay

3600KU

Erem Toolset Universal

Order No. 3600KU

- For use in electronics assembly, the watchmaking industry, medicine or dentistry.
- 11-piece tool kit with monitored discharging ESD handles.
- Special tool steel, non-reflecting surface, resharpenable (cutter).
- High-quality precision tweezers, non-magnetic, for assembly work in electronics and light engineering.
- Precision screwdriver with hardened, durable tips, for precision working in confined areas.
- In an ESD-safe plastic case.




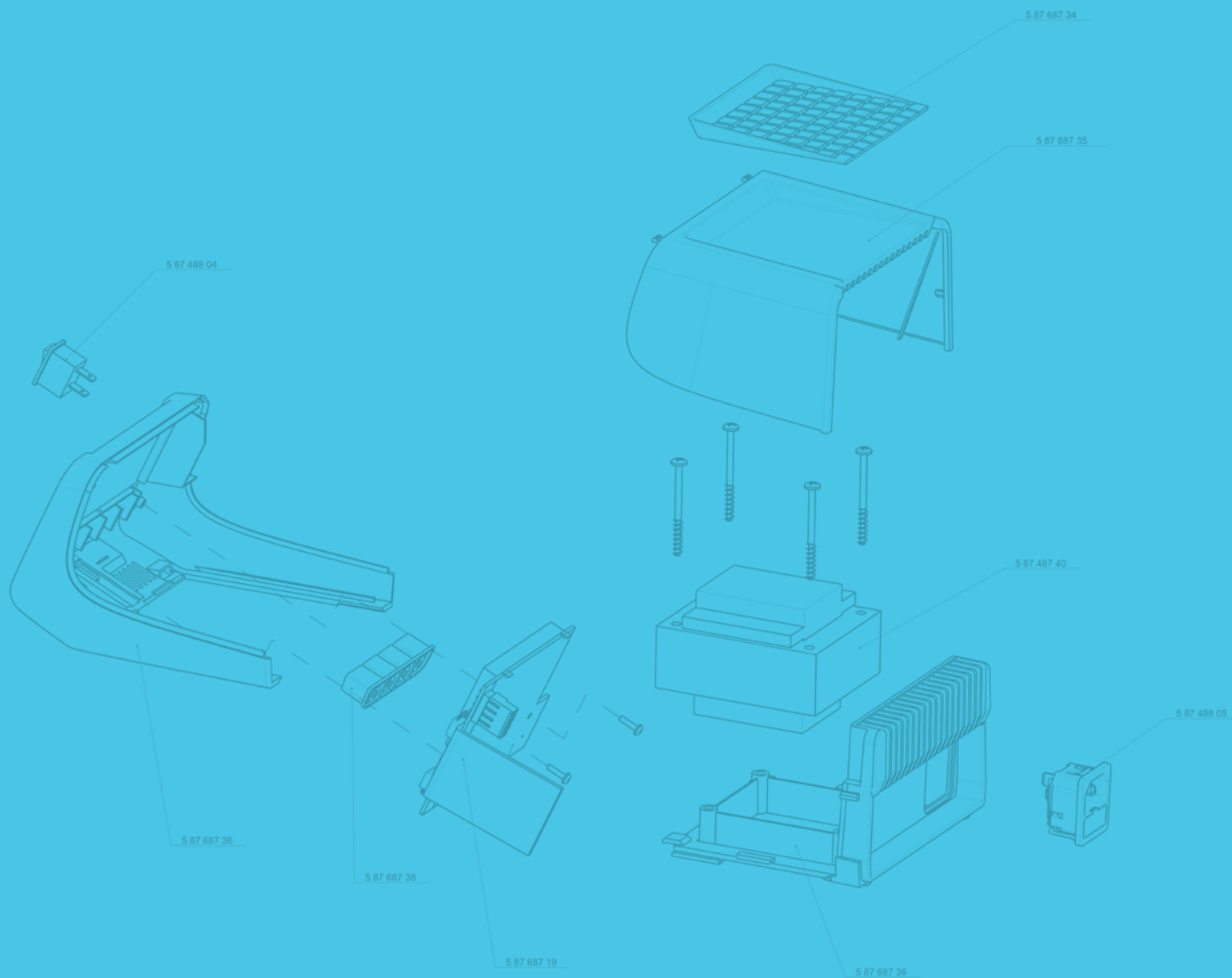
| Scope of supply | Model | Description |
|-----------------|---|---|
| | 2412E | Side cutter – oval head |
| | 2442P | Flat nose pliers with smooth jaws and precision-machined edges. |
| | 2ASASL | Precision tweezers with flat rounded tips for gripping components. Tip width 2 mm/.078 Inch. Same as 2ASA, but economy model. |
| | 622NB | Side cutter – pointed relieved head |
| | AASA | Precision tweezers with fine but robust tips for standard applications. |
| | 6-Piece Precision Electronic Screwdriver Set | Screwdriver, Weller® Xcelite® Precision Electronic Slotted/Phillips®, 6-Piece Set, ESD Safe, Storage Case |



| | | | up to Watts | Channels | Soldering Irons | Desoldering Iron | Hot Air Iron | Soldering Bath | Preheating Plate | |
|---|-------------|---|--------------------|----------|-----------------|--|--------------------------|----------------|------------------|----------|
|  | WXR3 |  | WX STATIONS | 600 | 3 | WXP65 WXP80 WXP90 WXP120 WXP200 WXMP (MS) WX MT (MS) | WXDP120 WXDV120 | WX HAP200 | WXSB 200 | WXHP 120 |
|  | WXD2 |  | | 255 | 2 | WXP65 WXP80 WXP90 WXP120 WXP200 WXMP (MS) WX MT (MS) | WXDP120 WXDV120 | — | WXSB 200 | WXHP 120 |
|  | WXA2 |  | | 255 | 2 | WXP65 WXP80 WXP90 WXP120 WXP200 WXMP (MS) WX MT (MS) | — | WX HAP200 | WXSB 200 | WXHP 120 |
|  | WX2 |  | | 255 | 2 | WXP65 WXP80 WXP90 WXP120 WXP200 WXMP (MS) WX MT (MS) | — | — | WXSB 200 | WXHP 120 |
|  | WX1 |  | | 200 | 1 | WXP65 WXP80 WXP90 WXP120 WXP200 WXMP (MS) WX MT (MS) | — | — | WXSB 200 | WXHP 120 |
|  | WR3M |  | WT STATIONS | 440 | 3 | WP65 WP80 WMRT (MS) WMRD (MS) WSP80 WTP90 | DSX80 DSX120 DXV80 | HAP1 HAP200 | WSB80 WSB150 | WHP80 |
|  | WR2 |  | | 360 | 2 | WP120 WP150 WP200 | DSX80 DSX120 DXV80 | HAP1 | WSB80 WSB150 | WHP80 |
|  | WT2M |  | | 200 | 2 | WP65 WP80 WP200 WMRT (MS) WMRD (MS) WSP 80, 90, 120, 150 WTP90 | — | — | WSB80 WSB150 | WHP80 |
|  | WT1H |  | | 200 | 1 | WP65 WP80 WP200 WSP 80, 90, 120, 150 | — | — | WSB80 WSB150 | WHP80 |
|  | WT1 |  | | 95 | 1 | WP65 WP80 WSP80 WTP90 | — | — | WSB80 | WHP80 |
|  | WE |  | WE STATION | 70 | 1 | WEP70 | — | — | — | — |

| Stop Valve WFV 60A | Interface | Filtration Unit | Automatic tool detection | Power Management | Compressed Air Supply | Vacuum | Parameter storage in iron | Parameter storage in station | Motion sensor in tool | Industry 4.0 ready | ESD safe | Traceability |
|-----------------------|------------------|----------------------------|-----------------------------|---------------------|--------------------------|----------------------|---------------------------------|------------------------------------|-----------------------------|-----------------------|----------|--------------|
| ✓ | USB RS232 | ZS 6V ZS 4V + WX-Hub | ✓ | ✓ | internal pump | 0,7 bar + Pick-up | ✓ | – | ✓ | ✓ | ✓ | ✓ |
| ✓ | USB RS232 | ZS 6V ZS 4V + WX-Hub | ✓ | ✓ | external | 0,7 bar | ✓ | – | ✓ | ✓ | ✓ | ✓ |
| ✓ | USB RS232 | ZS 6V ZS 4V + WX-Hub | ✓ | ✓ | external | | ✓ | – | ✓ | ✓ | ✓ | ✓ |
| ✓ | USB RS232 | ZS 6V ZS 4V + WX-Hub | ✓ | ✓ | – | | ✓ | – | ✓ | ✓ | ✓ | ✓ |
| ✓ | USB RS232 | ZS 6V ZS 4V + WX-Hub | ✓ | ✓ | – | | ✓ | – | ✓ | ✓ | ✓ | ✓ |
| – | RS232 via USB | ZS TL + WT-Hub | ✓ | ✓ | internal pump | 0,7 bar + Pick-up | – | ✓ | WTP90 | ✓ | ✓ | – |
| – | – | ZS TL + WT-Hub | ✓ | – | internal pump | 0,7 bar | – | ✓ | WTP90 | ✓ | ✓ | – |
| – | RS232 | ZS TL + WT-Hub | ✓ | ✓ | – | | – | ✓ | WTP90 | ✓ | ✓ | – |
| – | RS232 | ZS TL + WT-Hub | ✓ | ✓ | – | | – | ✓ | WTP90 | ✓ | ✓ | – |
| – | RS232 | ZS TL + WT-Hub | ✓ | – | – | | – | ✓ | WTP90 | ✓ | ✓ | – |
| – | – | EL | – | – | – | | – | – | – | ✓ | ✓ | – |

You can find our **explosion drawings**
on the Internet at www.weller-tools.com, with the respective list
of their articles in the submenu Drawings.



www.weller-tools.com

GERMANY

Weller Tools GmbH
Carl-Benz-Straße 2
74354 Besigheim

Tel: +49 (0)7143 580-0
Fax: +49 (0)7143 580-108

USA

Apex Tool Group, LLC
1000 Lufkin Road
Apex, NC 27539

Tel: +1 (866) 498-0484
Fax: +1 (919) 387-2639

CHINA

Apex Tool Group
2nd Floor, Area C, 177 Bi Bo Road
Pudong New Area
Shanghai, 201203 P.R.C

Tel: +86 (21) 60880320

Weller®



Weller[®]

Catalogue